




RANSOMES[®]

Parts Manual

Greens Super 55

Series: RJ,UZ, VH - Engine type: Kubota GH120



WARNING: If incorrectly used this machine can cause severe injury. Those who use and maintain this machine should be trained in its proper use, warned of its dangers and should read the entire manual before attempting to set up, operate, adjust or service the machine.





INTRODUCTION

ITEM NUMBER

Each part which is identified in the illustrations has an item number. Parts which do not have an item number may not be readily identified in the illustration but are usually closely associated with the immediately adjacent part.

ASSEMBLIES

A complete assembly, e.g. a wheel motor or hydraulic motor or roll assembly, is listed as a complete item with subsequent individual components listed separately.

The assembly is listed under its part number with component parts being listed offset to the right, e.g.:-

ITEM	RANSOMES PART NO.	DESCRIPTION	QTY
1	LMSD798	Roll Assy.	1
2	MBB4490	• Tube	1
3	LMSD926	• End Cap Assy.	2
4	MBB6851	•• End Cap	1
5	H009116	••• Bearing	1
6	MBB2356	•• Seal Housing	1
7	A224016	• Seal	2
*	A122192	Screw	2

It may not be possible to illustrate every item. With certain items purchased from outside suppliers some component parts may not be available from Ransomes and may need to be specially ordered from the supplier e.g. Volvo hydraulic motor components.

QUANTITIES

Quantities shown are for one assembly or sub-assembly.

USING THE PARTS LIST

Determine the function and application of the part required. Turn to the main index page and select the appropriate section. Locate the part on the illustration and parts list and read off the quantity from the appropriate MODEL column.

NUMERICAL INDEX

This is a summary of all part numbers used in the manual arranged in numerical sequence and showing the page and item number under which the parts appear.

ORDERING OF SPARE PARTS

When ordering replacement parts, it is most important to quote the SERIAL NUMBER of the machine, PART NUMBER, DESCRIPTION and QUANTITY required.



GEBRUIK VAN DE ONDERDELENLIJST

ILLUSTRATIE-NUMMER

Ieder onderdeel dat in de illustratie wordt weergegeven, is voorzien van een illustratie-nummer. Het is mogelijk dat onderdelen zonder een dergelijk illustratie-nummer, niet onmiddellijk in de illustratie kunnen worden gevonden. Deze behoren echter, over het algemeen, bij het onmiddellijk daarnaast geplaatste onderdeel.

SYSTEMEN

Een compleet systeem, zoals bijvoorbeeld een wiel, een motor, een hydraulische motor of rol, wordt als een compleet illustratie-nummer vermeld. De afzonderlijke componenten worden apart vermeld. Het systeem wordt ook vermeld onder het onderdeelnummer, terwijl onderdelen, iets inspringend naar rechts, zijn vermeld. Bijvoorbeeld:-

ILLUSTRATIE NUMMER	RANSOMES ONDERDEELNR.	BESCHRIJVING	AANTAL	OPMERKINGEN
1	LMSD798	Rol - compleet	1	ALLE MACHINES
2	MBB4490	• Buis	1	
3	LMSD926	• Eindkap - compleet	2	
4	MBB6851	•• Eindkap	1	
5	H009116	•• Lager	1	
6	MBB2356	• Keerringhuis	1	
7	A224016	• Keerring	2	
*	A122192	Schroef	2	

Het is niet altijd mogelijk om ieder onderdeel te illustreren. Aangezien bepaalde onderdelen van externe leveranciers afkomstig zijn, bestaat de kans dat ze niet door Ransomes kunnen worden geleverd, maar speciaal bij de betrokken leverancier moeten worden besteld.

AANTALLEN

De vermelde aantallen zijn voor één systeem of sub-systeem.

GEBRUIK VAN DE ONDERDELENLIJST

Eerst de functie en toepassing van het betreffende onderdeel vaststellen. Vervolgens de pagina met de hoofdindex opslaan en juiste sectie kiezen. Het onderdeel in de illustratie en de onderdelenlijst opzoeken en de hoeveelheid aflezen in de kolom met de titel 'MODEL'.

NUMERIEKE INDEX

Deze index is een samenvatting van alle onderdelennummers die worden gebruikt in het handboek. Deze onderdelennummers zijn in numerieke volgorde geplaatst, inclusief het pagina- en illustratie-nummer, waaronder de onderdelen verschijnen.

BESTELLEN VAN VERVANGINGS ONDERDELEN

Als vervangingsonderdelen worden besteld, is het uiterst belangrijk dat het SERIENUMMER van de machine, het ONDERDEELNUMMER, de BESCHRIJVING en het VEREISTE AANTAL worden vermeld.

Iedere eigenmachtig aan deze machine uitgevoerde verandering kan de fabrikant ontslaan van enige aansprakelijkheid voor enige resulterende beschadiging of verwonding.



INTRODUCTION

NUMERO D'ARTICLE

Chaque pièce, qui est identifiée sur les illustrations, est accompagnée d'un numéro d'article. Il peut s'avérer difficile d'identifier les pièces ne possédant pas de numéro d'article, mais celles-ci sont généralement étroitement associées à la pièce immédiatement adjacente.

ENSEMBLES

Un ensemble complet, par exemple: un ensemble de moteur de roue, de moteur hydraulique ou de rouleau, est listé en tant qu'article complet et les composants individuels subséquents sont listés séparément. L'ensemble est listé sous son numéro de pièce et les composants sont décalés vers la droite sur la liste, par exemple:

ARTICLE	NO.DE PIECE RANSOMES	DESCRIPTION	QTE
1	LMSD798	Ensemble de rouleau	1
2	MBB1190	• Tube	1
3	LMSD926	• Ensemble de bouchon	2
4	MBB6891	•• Bouchon	1
5	HOO9116	••• Roulement	1
6	MBB2356	•• Logement de joint	1
7	A224016	• Joint	2
8	A123103	Vis	2

Il se peut que l'illustration de tous les articles ne soit pas possible. Pour certains articles achetés à des fournisseurs externes, il se peut que certains composants ne soient pas disponibles chez Ransomes et que ceux-ci soient commandés spécialement auprès du fournisseur, par exemple: composants de moteur hydraulique Volvo.

QUANTITES

Les quantités indiquées s'appliquent à un ensemble ou sous-ensemble.

UTILISATION DE LA LISTE DE PIECES

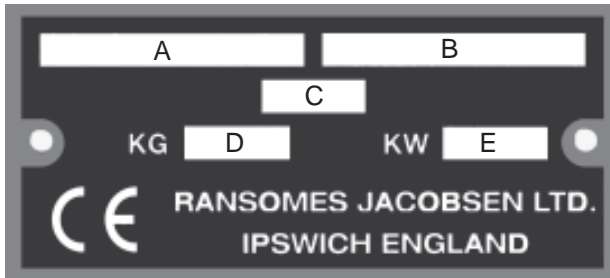
Déterminer la fonction et l'application de la pièce requise. Passer à la page d'index principal et sélectionner la section appropriée. Situer la pièce sur l'illustration et la liste de pièces, puis lire la quantité dans la colonne MODELE appropriée.

INDEX NUMERIQUE

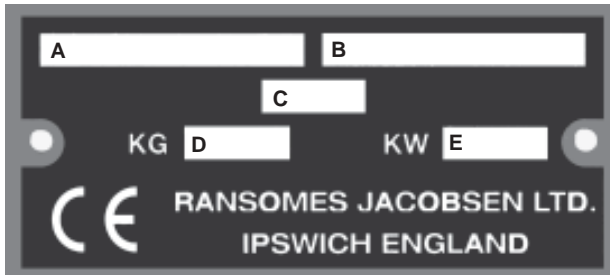
Il s'agit d'un récapitulatif de tous les numéros de pièce utilisés dans le manuel, classés en séquence numérique, et indiquant la page et le numéro d'article sous lesquels les pièces apparaissent.

COMMANDE DES PIECES DE RECHANGE

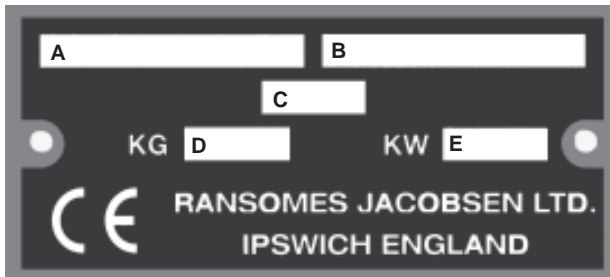
Lors de la commande des pièces de rechange, il est essentiel de stipuler le NUMERO DE SERIE de la machine, le NUMERO DE PIECE, la DESCRIPTION et la QUANTITE requise.



- A Machine Name
- B Serial Number
- C Year of Manufacture
- D Machine Weight
- E Engine Power



- A Machinenaam
- B Serienummer
- C Productiejaar
- D Machinegewicht
- E Motorvermogen



- A Nom de la machine
- B Numéro de série
- C Date de fabrication
- D Poids de la machine
- E Puissance moteur




Fig. 1



Contents

Page

MAIN FRAME	13
LANDROLL ASSEMBLY	17
TRANSPORT WHEEL	19
HANDELS	21
DRIVES - PRIMARY	25
DRIVES - SECONDARY	29
DRIVES - BRAKES	33
CONTROLS series RH, RJ, RK	35
CONTROLS series UZ	39
COVERS	41
DECALS	43
ADJUSTERS	47
FRONT ROLL	49
GRASSBOX AND BRACKETS	51
GROOMER ATTACHMENT	53



SPECIFICATIONS

ENGINE SPECIFICATION

TYPE:	Kubota 2.8KW (3.7HP) @ 3600 RPM, Vertical, single cylinder , Air cooled, 121cc (7.39 cu.in), OHV, four cycle, recoil starter with mechanical decompression system, Petrol engine.
Model:	GH120 - R4
Ignition system:	Non-contact magnet ignition
Spark plug:	BP6HS
Camshaft:	2 : 1 reduction
Max. Camshaft Speed:	1800 RPM
No load max. speed:	1800 RPM
No load min.speed:	750 RPM
Lubrication system:	Splash lubrication
Oil Sump Capacity:	0.55 litres (1 Imp.pints) (0.58 US qts)
Fuel:	Lead free petrol
Fuel Tank Capacity:	3 litres (5.3 Imp. pints) (6.36 US pints)

MACHINE SPECIFICATION

Chassis series RH, UZ:	Bolted frame with forged section cross members and flat steel end plates.
Chassis series VH	Bolted frame with forged section cross members and flat aluminium end plates.
Transmission:	
Primary:	Double Vee belts.
Secondary:	Synchronous toothed belt.
Traction:	Synchronous toothed belt.
Cylinder:	Synchronous toothed belt.
Clutches:	Belt clutch on primary transmission. Peg clutch on cylinder drive
Front roll:	62.3mm (2.5in) Grooved or smooth full width all aluminium roll running on double taper roller spring loaded bearings each end on stubshafts.
Landroll:	203mm (8in) machined aluminium landroll with automotive style nylon gear differential central in two piece roll.
Transport wheels:	4 x 4.00 4ply diamond pattern pneumatic tyres
Brakes: Landroll:	100mm (4in) band brake on primary layshaft.
Wheels:	60mm (2 3/8in) band brake on each end of traction drive roller shaft.

NL

TECHNISCHE GEGEVENS

SPECIFICATIE MOTOR

TYPE:	Kubota 2.8 KW (3.7 PK) @ 3600 omw/min, verticaal, een-cilinder, luchtgekoeld, 121 cc, kopklep, vier cycli, terugspringstart met mechanisch decompressiesysteem, benzinemotor.
Model:	GH120-R4
Ontsteking:	Contactloze magneetontsteking
Bougie:	BP6HS
Nokkenas:	2 : 1 reductie
Max. toerental nokkenas:	1800 omw/min
Onbelast max. toerental:	1800 omw/min
Onbelast min. toerental:	750 omw/min
Smeersysteem:	Spatsmering
Inhoud oliecarter:	0.55 liter
Brandstof:	Loodvrije benzine
Inhoud brandstoftank:	3 liter

SPECIFICATIE MACHINE

Chassis: RH,UZ:	Gebout frame met gesmede geprofileerde dragers en plat stalen eindplaten.
Chassis: series VH	Gebout frame met gesmede geprofileerde dragers en plat aluminium eindplaten.
Overbrenging:	
Primair:	Dubbele V-riemen
Secondair:	Synchroon getande riem
Tractie:	Synchroon getande riem
Cilinder:	Synchroon getande riem
Koppelingen:	Riemkoppeling op primaire overbrenging. Nokkoppeling op aandrijving cilinder
Voorste roller:	62.3 mm, over volle breedte van groeven voorziene of vlakke, geheel aluminium roller lopend op dubbel conische veer-belaste rollagers aan elke kant op flensassen.
Landroller:	203 mm, machine-bewerkte aluminium landroller met een autotechnisch type nylon overbrengingsdifferentieel in het midden van de tweedelige roller.
Transportwielen:	4 x 4.00 4-laags luchtbanden met ruitmotief.
Remmen: Landroller:	100 mm, bandrem op primaire bijas.
Wielen:	60 mm, bandrem aan elke kant van de tractie aangedreven rolleras, staal.

F

SPECIFICATIONS

SPECIFICATION DU MOTEUR

TYPE:	Moteur Kubota 2,8kW à 3600 t/min, monocylindrique, Vertical, refroidi par air, 121cm ³ , soupape renversée, à quatre temps, démarrage à retour avec système de décompression mécanique, moteur à essence.
Modèle:	GH120-R4
Installation d'allumage:	Allumage magnétique sans contact
Bougie d'allumage:	BP6HS
Arbre à cames:	Réduction 2 : 1
Vitesse maximale de l'arbre à cames:	1800 t/min
Vitesse maximale sans charge:	1800 t/min
Vitesse minimale sans charge:	750 t/min
Système de graissage:	Graissage par barbotage
Capacité de Cuvette-Carter à Huile:	0,55 litre
Combustible:	Essence sans plomb.
Capacité du Réservoir d'Essence:	3 litres.

SPECIFICATION DE LA MACHINE

Châssis:	Structure à boulons avec traverses profilées forgées et plaques latérales plates.
Transmission:	
Primaire:	Courroies trapézoïdales doubles.
Secondaire:	Courroie dentée positive.
Traction:	Courroie dentée positive
Cylindre:	Courroie dentée positive
Embrayages:	Embrayage à courroie sur la transmission primaire Embrayage à cheville pour entraînement du cylindre.
Rouleau avant:	Rouleau 62,3mm entièrement en aluminium sur toute la largeur, cannelé ou lisse sur roulements à rouleaux et ressorts coniques doubles à chaque extrémité des faux arbres.
Rouleau:	Rouleau aluminium usiné 203mm avec différentiel d'engrenages en nylon style automobile central dans rouleau en deux parties.
Roues de Transport:	4 pneus 4.0 4ply à dessins de losanges.
Frein: Rouleau:	Frein à bande 100mm sur arbre intermédiaire primaire.
Roues:	Frein à bande 60mm à chaque extrémité de l'arbre à rouleau de l'entraînement de traction. acier.



Cutting cylinder:	All welded 130mm (5 1/8in) 11 knife cylinder running on spring loaded taper roller bearings.
Cutting ratio:	246 cuts/metre (225 cuts/yard)
Bottom blade:	High carbon manganese
Height of cut:	
Standard blade:	2 - 15mm (1/8 - 19/32in.)
Thin blade:	1.5mm - 13.5mm (1/16 - 17/32in.)
Handles:	Tubular steel counter balanced floating with height adjustment.
Grassbox:	Moulded polyethelene on steel hook frames.
Cutting width:	56cm (22in.)
Cutting performance:	
GS 55	2635 sq. m. @ 4.8 km/hr (3162 sq. yd. @ 3 mphr)
Ground pressure:	0.28 kg / cm ² (4lb / in ²)

DIMENSIONS

	GS 55
Overall height	95cm
Overall length	145cm
Overall width	87cm
Width of cut	56cm
Gross weight (incl. grassbox)	114kg

NL

Snijcilinder:	Geheel gelaste 130 mm 11-messen cilinder lopend op veer-belaste conische lagers.
Snijratio:	246 sneden/meter
Maaidek:	Hoogwaardig koolstofmangaan
Snijhoogte:	
Standaard blad:	2 - 15 mm
Dun blad:	1.5 - 13.5 mm
Hendels:	Buizenstaal in evenwicht gehouden via hoogte-instelling.
Opvangbak:	Gevormd polyethyleen op stalen haken frame.
Breedte snede:	51 cm 56 cm 61 cm
Maaivermogen:	
GS50	2400 m ² @ 4.8 km/uur
GS55	2635 m ² @ 4.8 km/uur
GS60	2870 m ² @ 4.8 km/uur
Bodemdruk:	0.28 kg/cm ²

AFMETINGEN

	GS55
Totale hoogte	95 cm
Totale lengte	145 cm
Totale breedte	87 cm
Breedte snede	56 cm
Bruto gewicht (incl. grasvangbak)	114 kg

F

Cylindre de coupe:	Cylindre 130mm à 11 lames entièrement soudé sur roulements à rouleaux et ressorts coniques
Rapport de coupe:	246 coupes par mètre.
Lame inférieure:	Manganèse à haute teneur en carbone
Hauteur de coupe:	
Lame standard:	2 - 15 mm.
Lame fine:	1,5mm - 13,5mm
Poignées:	Tube d'acier équilibré avec hauteur réglable.
Boîte à herbe:	Polyéthylène moulé sur structure à crochets en acier.
Largeur de coupe:	51 cm. 56 cm. 61 cm.
Rendement de coupe:	
GS 50	2400 m ² à 4,8 km/h.
GS 55	2635 m ² à 4,8 km/h.
GS 60	2870 m ² à 4,8 km/h.
Pression au sol:	0,28 kg/cm ²

DIMENSIONS

	GS 55
Hauteur totale	95 cm
Longueur totale	145 cm
Largeur totale	87 cm
Largeur de coupe	56 cm
Poids brut (boîte à herbe comprise)	114 kg



VIBRATION LEVEL

The machine was tested for whole body and hand/arm vibration levels. The operator was seated in the normal operating position with both hands on the steering mechanism. The engine was running and the cutting device was rotating with the machine stationary.

Standard ISO 5349: 1986 Mechanical vibration. Guidelines for the measurement and the assessment of human exposure to hand-transmitted vibration.

Greens Super 55 SeriesRJ,UZ, VH Hand / Arm Acceleration level	Max LH or RH Accelerations m/s ²		
	X Aeq	Y Aeq	Z Aeq
	2,67	0,93	1,19
Dominant Value	2,67		

RECOMMENDED LUBRICANTS

Engine oil: Should be to MIL-L-2104B/ or to A.P.I. Classification SC grades and as given in the table below:

Temperature	Oil Viscosity
ABOVE 25°C (77°F)	SAE30
0°C to 25°C (32°F to 77°F)	SAE20
BELOW 0°C (32°F)	SAE10W or SAE10W-30

Grease: Multipurpose Lithium based automotive grease with good water resisting properties.
Shell Retinax 'A' or equivalent.



TRILLINGSNIVEAU

De machine is getest op trillingsniveaus voor het hele lichaam en hand/arm. De bestuurder zat daarbij in de normale bedieningspositie, met beide handen aan het stuur. De motor liep en de maai-inrichting draaide, met de machine in stationaire stand.

Norm ISO 5349: 1986 Mechanische trilling. Richtlijnen voor meting en beoordeling van menselijke blootstelling aan via de hand doorgegeven trilling.

Greens Super 55 Serie RJ,UZ, VH Hand/Arm versnellingsniveau	Max. versnellingen links en rechts m/s ²		
	X Aeq	Y Aeq	Z Aeq
	2,67	0,93	1,19
Dominante waarde	2,67		

AANBEVOLEN SMEERMIDDELEN

Motorolie: Moet overeenkomstig MIL-L-2194B/of A.P.I. classificatie SC kwaliteiten zijn zoals aangegeven in tabel hierna.

Temperatuur	Viscositeit olie
BOVEN 25°C (77°F)	SAE 30
0°C tot 25°C (32°F tot 77°F)	SAE 20
ONDER 0°C (32°F)	SAE 10W of SAE 10W-30

Vet: Universeel op Lithium gebaseerde, voor motorvoertuigen gebruikt vet met goede waterbestendige eigenschappen. Shell Retinax 'A' of equivalent.



NIVEAU DES VIBRATIONS

La machine a été testée pour des niveaux de vibration sur tout le corps et les mains / les bras. L'opérateur était assis en position d'utilisation normale, les deux mains sur le volant. Le moteur tournait et le dispositif de coupe était en rotation avec la machine immobile.

Norme ISO 5349 : Vibrations mécaniques 1986. Guides pour mesurer et évaluer l'exposition du corps et des mains aux vibrations.

Gerrns Super 55 Série RJ,UZ, VH Niveau d'accélération des bras/mains	Accélération maximale G ou D (m/s ²)		
	X Aeq	Y Aeq	Z Aeq
	2,67	0,93	1,19
Valeur dominante	2,67		

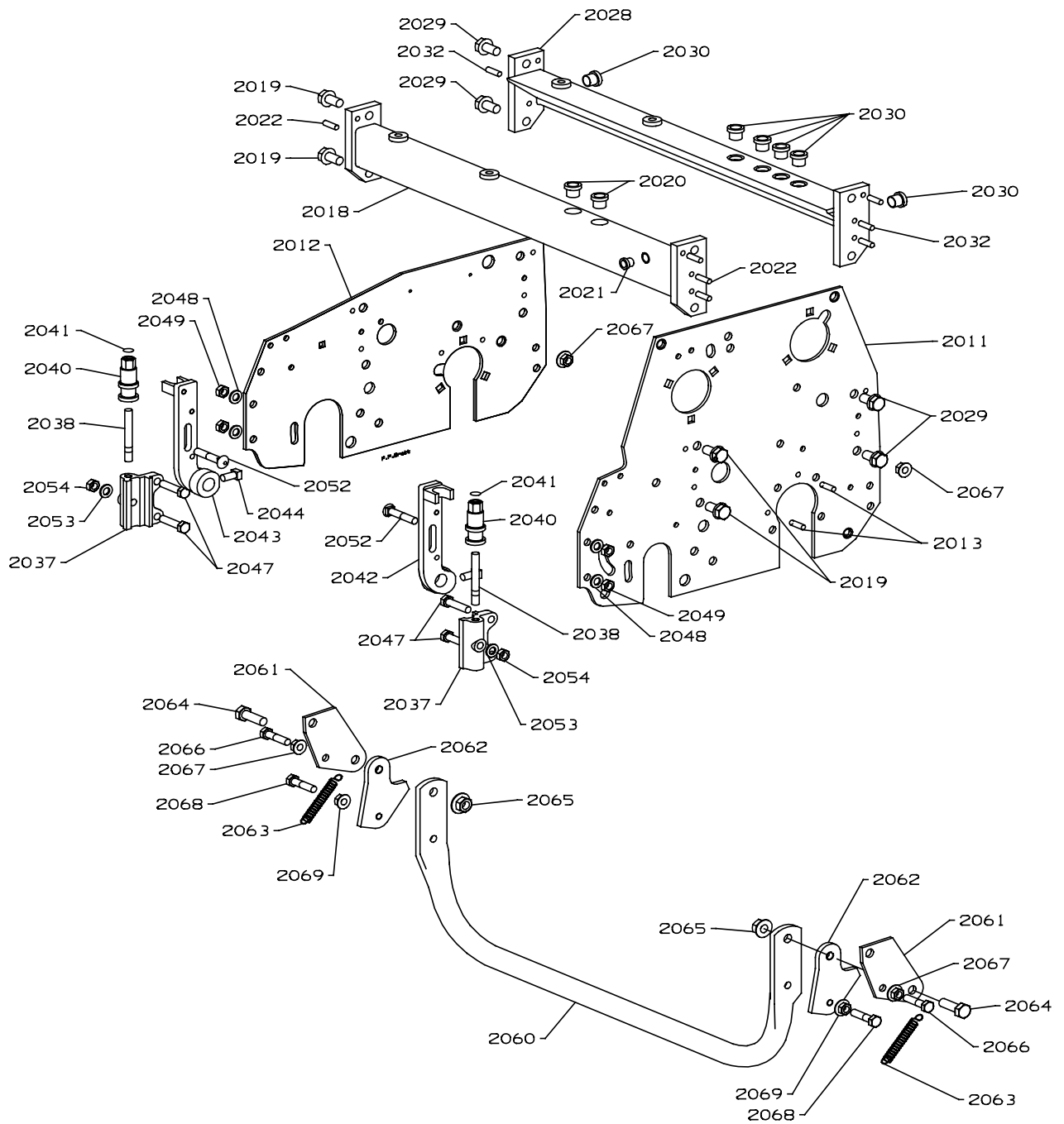
LUBRIFIANTS RECOMMANDÉS

Huile moteur: Doit être conforme aux grades SC de Classification MIL-L-2104B/ ou A.P.I. et comme il est indiqué dans le tableau ci-dessous:


Température	Viscosité de l'huile
SUPÉRIEURE A 25°C	SAE 30
0°C à 25°C	SAE 20
INFÉRIEURE A 0°C	SAE 10W ou SAE 10W-30

Graisse: Graisse automobile universelle à base de lithium présentant de bonnes propriétés de résistance à l'eau. Shell Retinax «A» ou équivalent.

RANSOMES GREENS SUPER

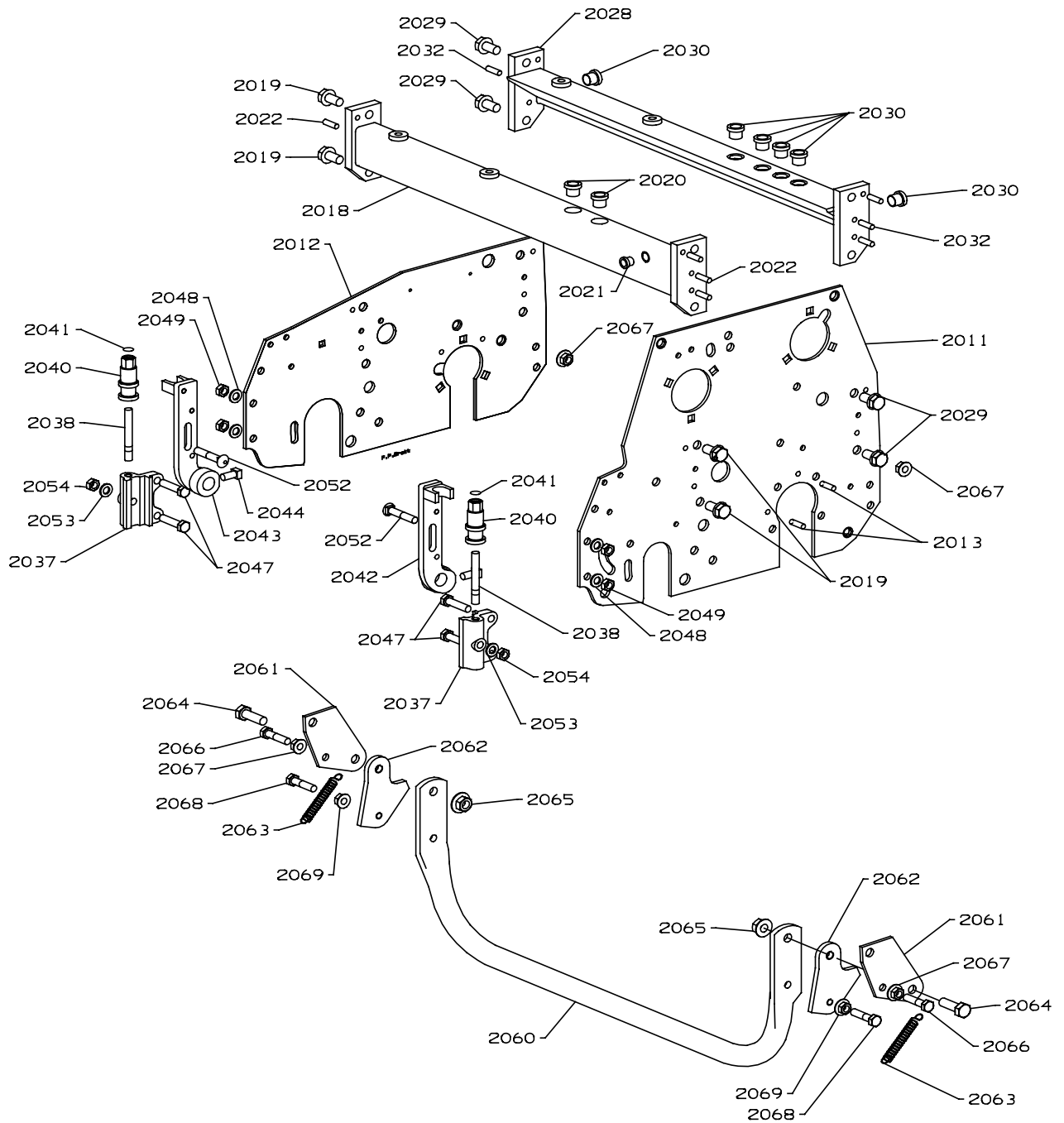


GS-01A
Main Frame

ITEM	RANSOMES PART NO	DESCRIPTION 	QTY	REMARKS
2011	MBG2764	PLATE LH	1	SERIES RH, RJ, RK, UZ
2011	MBG3793	PLATE LH	1	SERIES VH
2012	MBG1543B	PLATE RH	1	SERIES RH, RJ, RK, UZ
2012	MBG3794	PLATE RH	1	SERIES VH
2013	451450	SPIROL PIN, 6 x 20	4	
2018	MBF0219B	CROSS MEMBER, FRONT	1	50cm
2018	MBF0123C	CROSS MEMBER, FRONT	1	55cm
2018	MBF0220B	CROSS MEMBER, FRONT	1	60cm
2019	450477	SCREW, M10 x 20 VERBUS RIPP	4	
2020	450369	NUTSERT, M8 A-L 1ST GRIP	2	
2021	450357	NUTSERT, M6 A-K 1ST GRIP	1	
2022	451450	SPIROL PIN, 6 x 20	6	
2028	MBF0221B	CROSS MEMBER, REAR	1	50cm
2028	MBF0124C	CROSS MEMBER, REAR	1	55cm
2028	MBF0222B	CROSS MEMBER, REAR	1	60cm
2029	450477	SCREW, M10 x 20 VERBUS RIPP	4	
2030	450370	NUTSERT, M8 A-L 2ND GRIP	6	
2032	451450	SPIROL PIN, 6 x 20	6	
2037	MBF0178	HOUSING, CARRIAGE	2	
2038	A109242	STUD, M8 X 65	2	
2039		LOCTITE 243	0	
2040	MBF0176A	KNOB, CARRIAGE	2	
2041	0800815	PLUG	2	
2042	MBF0171B	CARRIAGE LH	1	
2043	MBF0172B	CARRIAGE RH	1	
2044	A119063	SCREW	2	
2047	450193	SCREW, M8 x 30, HEX HD	4	
2048	450390	WASHER, M8	4	
2049	450378	NUT, M8 NYLOC	4	
2052	452567	BOLT, M8 x 40, SQ NECK	2	
2053	450390	WASHER, M8	2	
2054	450378	NUT, M8 NYLOC	2	
2060	A927061	Gs50 KICKSTAND	1	
2060	A927062	Gs55 KICKSTAND	1	SERIES RJ, UZ
2060	A927067	Gs55 KICKSTAND	1	SERIES VH
2060	A927066	Gs60 KICKSTAND	1	
2061	MBG0697	BRACKET, KICKSTAND	2	SERIES RH, RJ, RK, UZ
*	MBF1305A	BRACKET LH, KICKSTAND	1	SERIES VH
*	MBG3677	BRACKET RH, KICKSTAND	1	SERIES VH
2062	MBF0304B	STOP PLATE	2	SERIES RH, RJ, RK, UZ
*	MBF1306B	STOP PLATE	2	SERIES VH
2063	A290099	TENSION SPRING	1	
2064	450215	SCREW, M10 x 30, HEX HD	2	
2065	450379	NUT, M10 NYLOC	2	
2066	450016	BOLT, M8 x 40, HEX HD	1	

* Not Illustrated

RANSOMES GREENS SUPER

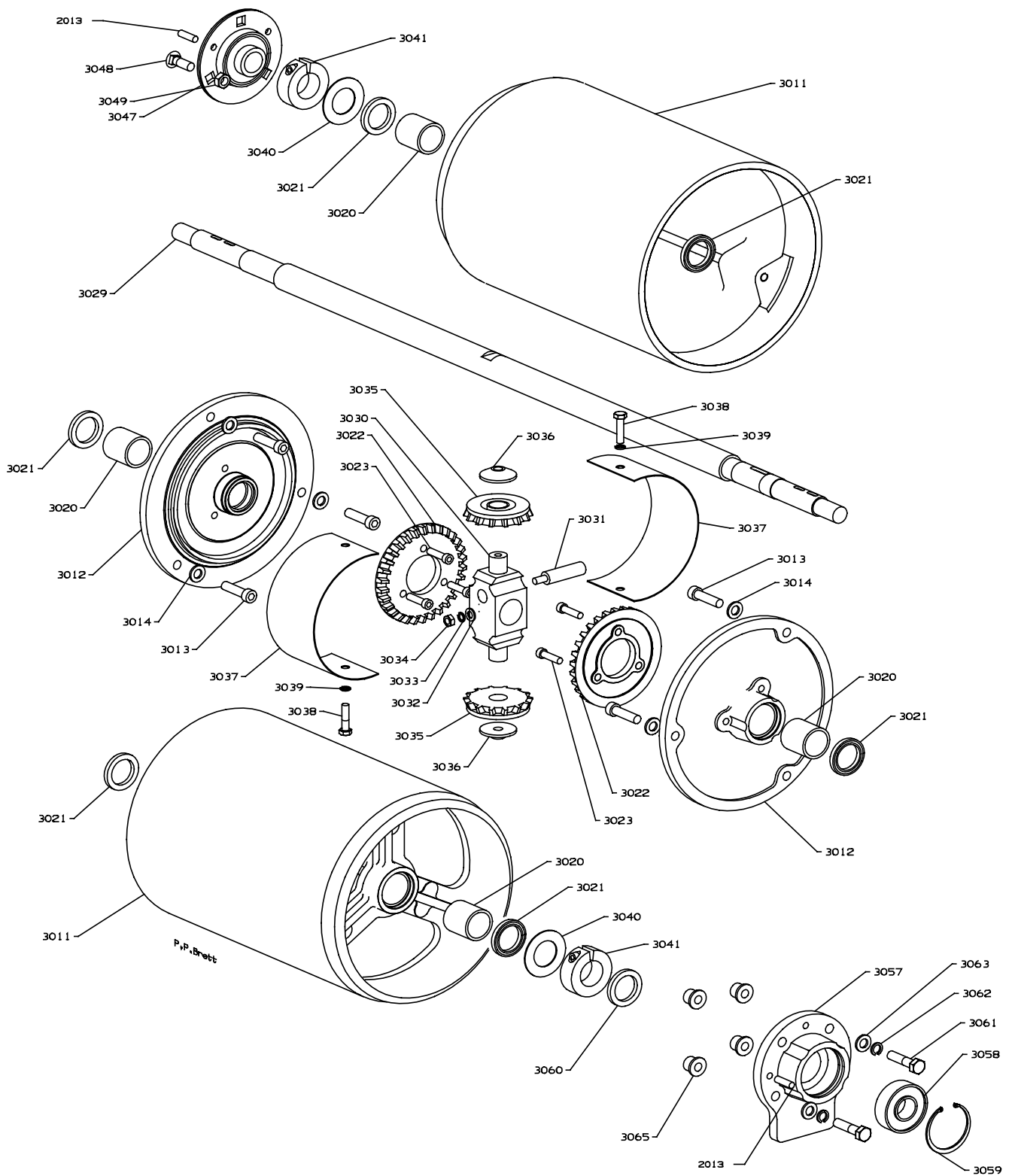



GS-01A
Main Frame

ITEM	RANSOMES PART NO	DESCRIPTION GB	QTY	REMARKS
2067	450453	NUT, M8 VERBUS RIPP	2	
2068	450019	BOLT, M8 x 55, HEX HD	1	
2069	450378	NUT, M8 NYLOC	4	
2070	450390	WASHER, M8	2	
2071	450191	SCREW, M8 x 20, HEX HD	1	
2072	450192	SCREW, M8 x 25, HEX HD	1	

* Not Illustrated

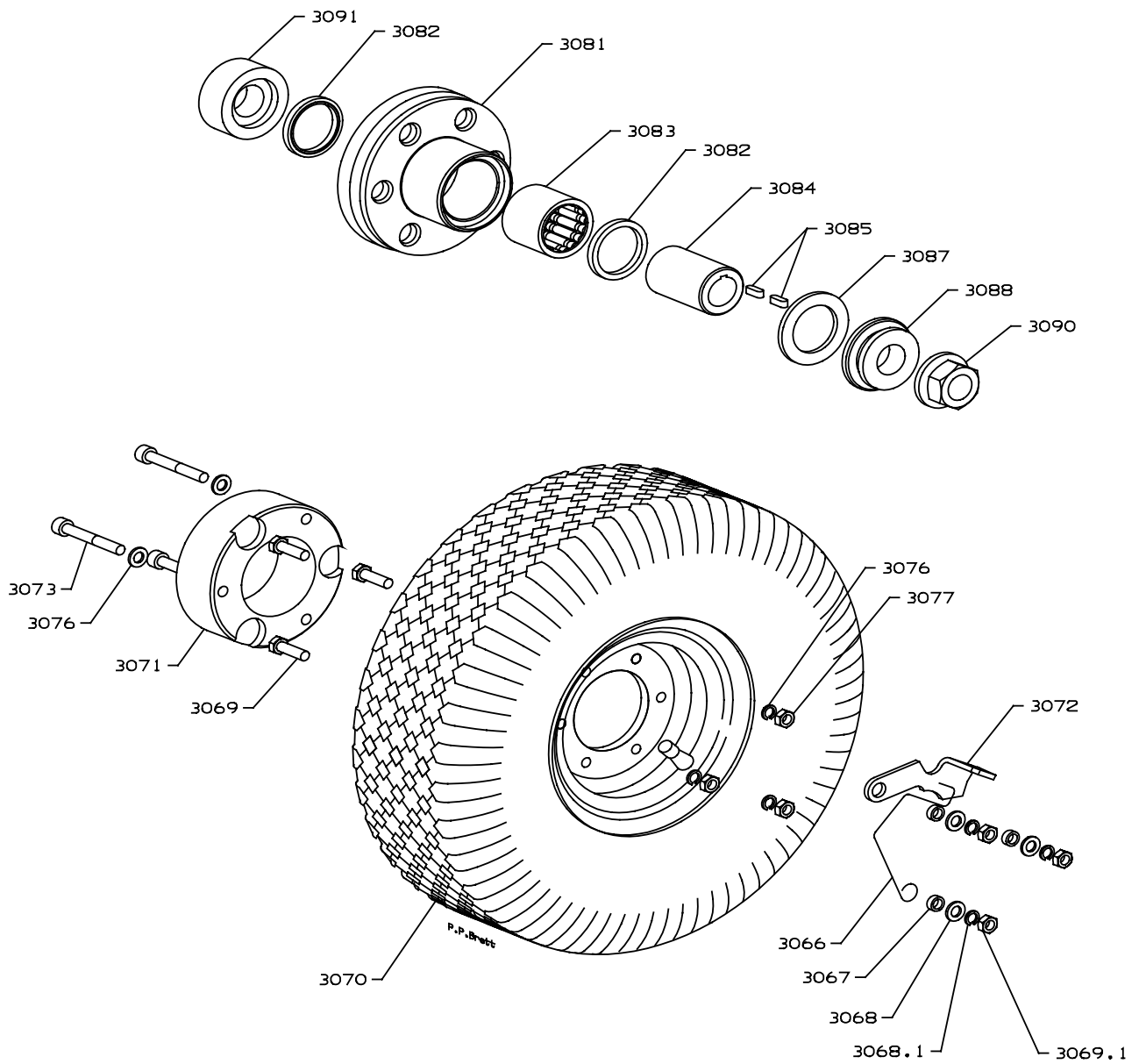
RANSOMES GREENS SUPER




ITEM	RANSOMES PART NO	DESCRIPTION 	QTY	REMARKS	
3011	MBG0579A	LANDROLL 50cm	2	SERIES RJ, UZ SERIES VH	
3011	MBG0105A	LANDROLL 55cm	2		
3011	MBG3840	LANDROLL 55cm	2		
3011	MBG0580A	LANDROLL 60cm	2		
3012	MBG0106A	GEAR FLANGE	2		
3013	450727	SCREW, M8 x 40, SCKT CAP HD	6		
3014	450433	S.P.WASHER, M8 EXT	6		
3020	A219310	NYLON BUSH	4		
3021	A230058	SEALING RING	6		
3022	MBA5282	BEVEL GEAR	2		
3023	GSF2015AF	SCREWS	6		
3028		ROCOL MT-LM	AR		
3029	MBG0581B	Gs50 LANDROLL SHAFT	1		
3029	MBG0352E	Gs55 LANDROLL SHAFT	1		
3029	MBG0582B	Gs60 LANDROLL SHAFT	1		
3030	MBC3324A	BEVEL GEAR CARRIER	1		SERIES RH, RJ, RK, UZ SERIES VH
3030	MBF1370	BEVEL GEAR CARRIER	1		
3031	A149065	COTTER PIN, 1/2"	1		
3032	450391	WASHER, M10	1		
3033	450412	S.L.WASHER, M10	1		
3034	GSF2051AC	NUT, 3/8" UNF	1		
3035	MBA5283	BEVEL PINION	2		
3036	MBA5347A	DISTANCE PIECE	2		
3037	MBA5284	DUST SHIELD	2		
3038	450172	SCREW, M6 x 25, HEX HD	2		
3039	450410	S.L.WASHER, M6	2		
3040	MBC7008A	COLLAR.	2		
3041	A195025	COLLAR, 25 mm	2		
3046	A209052	ROUND FLANGE FOR BEARING	1		
3047	A209048	BEARING, 45 NIPPLE	1		
3048	A102900	BOLT, M8 x 20	3		
3049	450378	NUT, M8 NYLOC	3		
3057	MBG0256D	BEARING HOUSING, LANDROLL	1		
3058	A203604	BEARING, 20x47x14	1		
3059	451977	INT CIRCLIP, 47 mm	1		
3060	A230058	SEALING RING	1		
3061	450015	BOLT, M8 x 35, HEX HD	4		
3062	450411	S.L.WASHER, M8	4		
3063	450390	WASHER, M8	4		

* Not Illustrated

RANSOMES GREENS SUPER

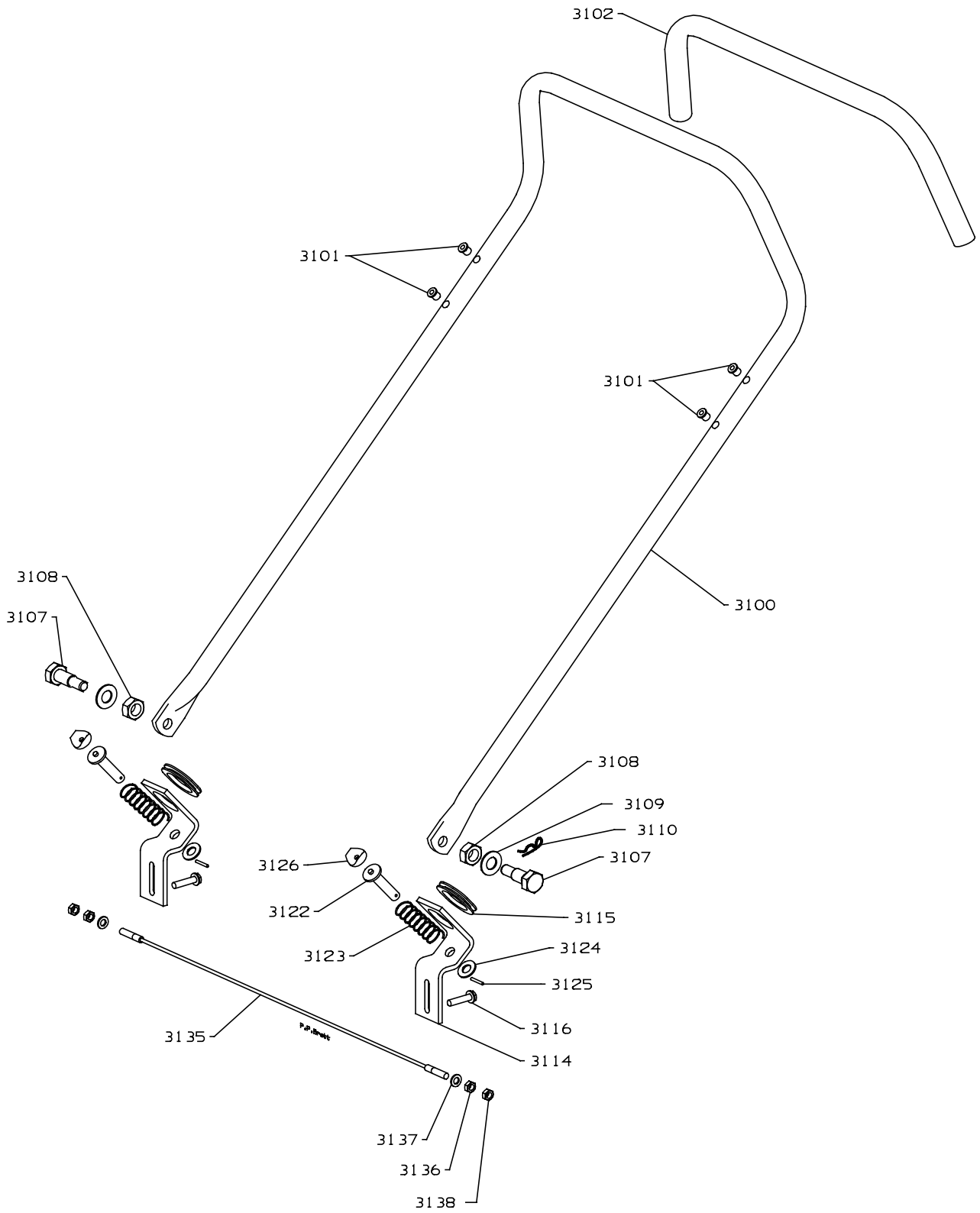


GS-03
Transport Wheel


ITEM	RANSOMES PART NO	DESCRIPTION 	QTY	REMARKS
3065	450369	NUTSERT, M8 A-L 1ST GRIP	4	SERIES RH, RJ, RK, UZ SERIES VH
3066	A906306	SPRING	2	
3067	MBF0277	SPACER	8	
3068	450389	WASHER, M6	2	
3069	450171	SCREW, M6 x 20, HEX HD	4	
3070	A816181	WHEEL COMPLETE	2	
3071	A913443	WHEEL SPACER	2	
3071	MBG3688	WHEEL SPACER	2	
3072	MBF0278	LEVER	2	
3073	450717	SCREW, M6 x 45, SCKT CAP HD	6	
3076	450389	WASHER, M6	12	
3077	450377	NUT, M6 NYLOC	12	
3078	450172	SCREW, M6 x 25, HEX HD	2	
3079	GSF2151AD	WASHER	2	
3081	MBF0142C	WHEEL HUB, 6-BOLT	2	
3082	A230059	SEALING RING	4	
3083	A207532	30 MM ROLLER CLUTCH	2	
3084	MBF0132	CLUTCH SLEEVE	2	
3085	452145	KEY, 4 x 4 x 12	4	
3087	MBF0136	THRUST WASHER	2	
3088	MBF0137	LANDWHEEL COLLAR	2	
3089	450393	WASHER, M16	2	
3090	450382	NUT, M16 NYLOC	2	
3091	MBF0140	SPACER, WHEEL HUB	2	
3092	A159301	WASHER, 0.875"	1	

* Not Illustrated

**RANSOMES
GREENS SUPER**

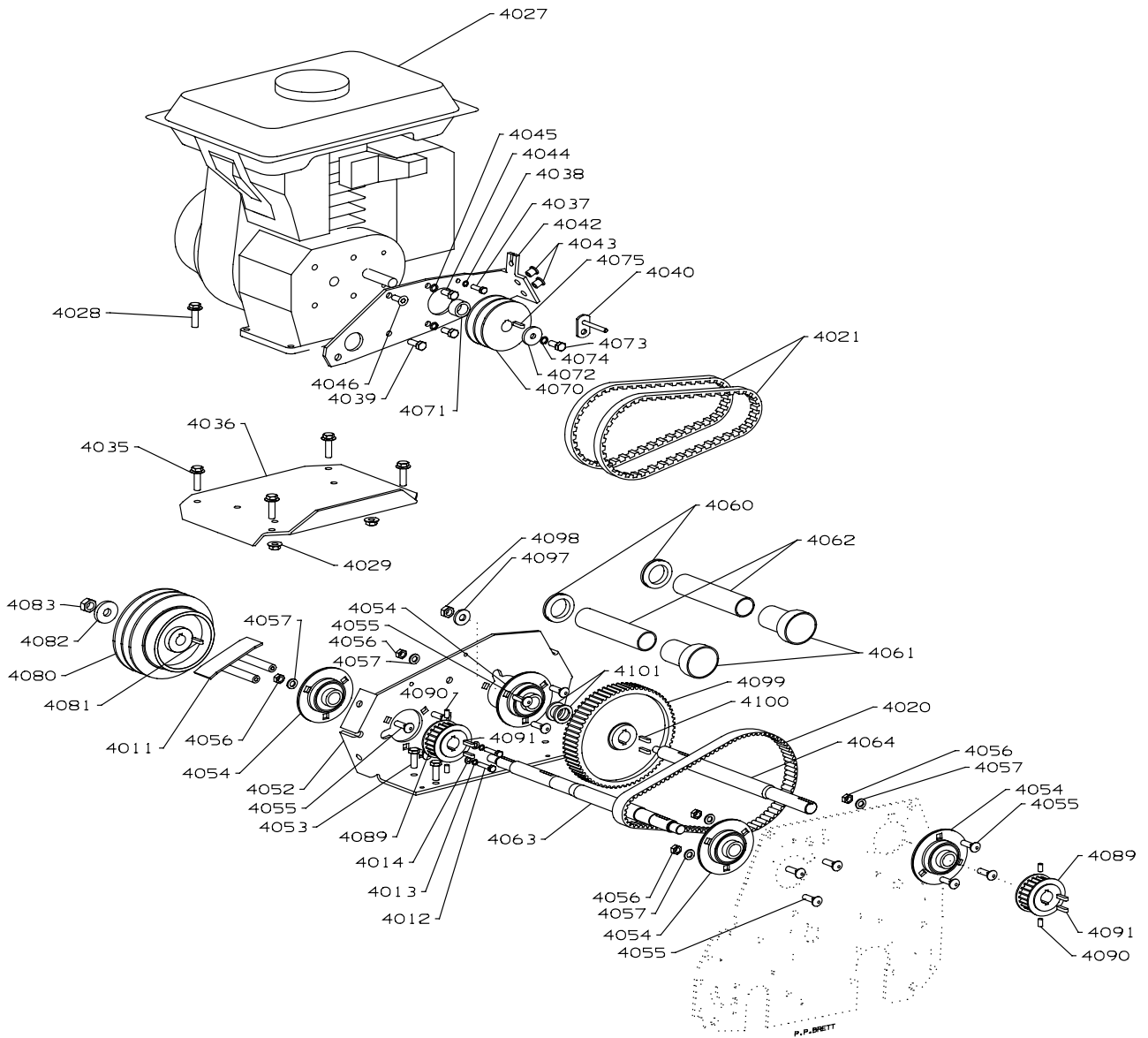


GS-04


ITEM	RANSOMES PART NO	DESCRIPTION 	QTY	REMARKS
3100	A927057	HANDLE TUBE,	1	50cm
3100	A927058	HANDLE TUBE,	1	55cm
3100	A927059	HANDLE TUBE,	1	60cm
3101	450357	NUTSERT, M6 A-K 1ST GRIP	4	
3102	A912509	RUBBER GRIP	1	
3107	MBF0285A	PIVOT BOLT	2	
3108	450327	NUT, M16	4	
3109	A159905	WASHER, 33/64"	2	
3110	A149022	'R' CLIP	2	
3114	MBF0332B	HANDLE BRACKET	2	SERIES RH, RJ, RK, UZ
3114	MBF1308A	HANDLE BRACKET	2	SERIES VH
3115	A295333	GROMMET	2	SERIES RH, RJ, RK, UZ
3115	A295346	GROMMET	2	SERIES VH
3116	450473	SCREW, M8 x 30 VERBUS RIPP	2	
3122	MBF0338	PIN, HANDLE	2	
3123	A291126	ENTEX 133 SPRING	2	
3124	450392	WASHER, M12	2	
3125	451241	SPLIT PIN, 3.2 x 22	2	
3126	A159411	SADDLE WASHER	2	
3127		EVOSTICK (IMPACT ADHESIVE)	AR	
3135	A906724	WIRE SCRAPER	1	50cm
3135	A906725	WIRE SCRAPER	1	55cm
3135	A906726	WIRE SCRAPER	1	60cm
3136	450324	NUT, M8	2	
3137	450390	WASHER, M8	4	
3138	450378	NUT, M8 NYLOC	2	

* Not Illustrated

RANSOMES GREENS SUPER

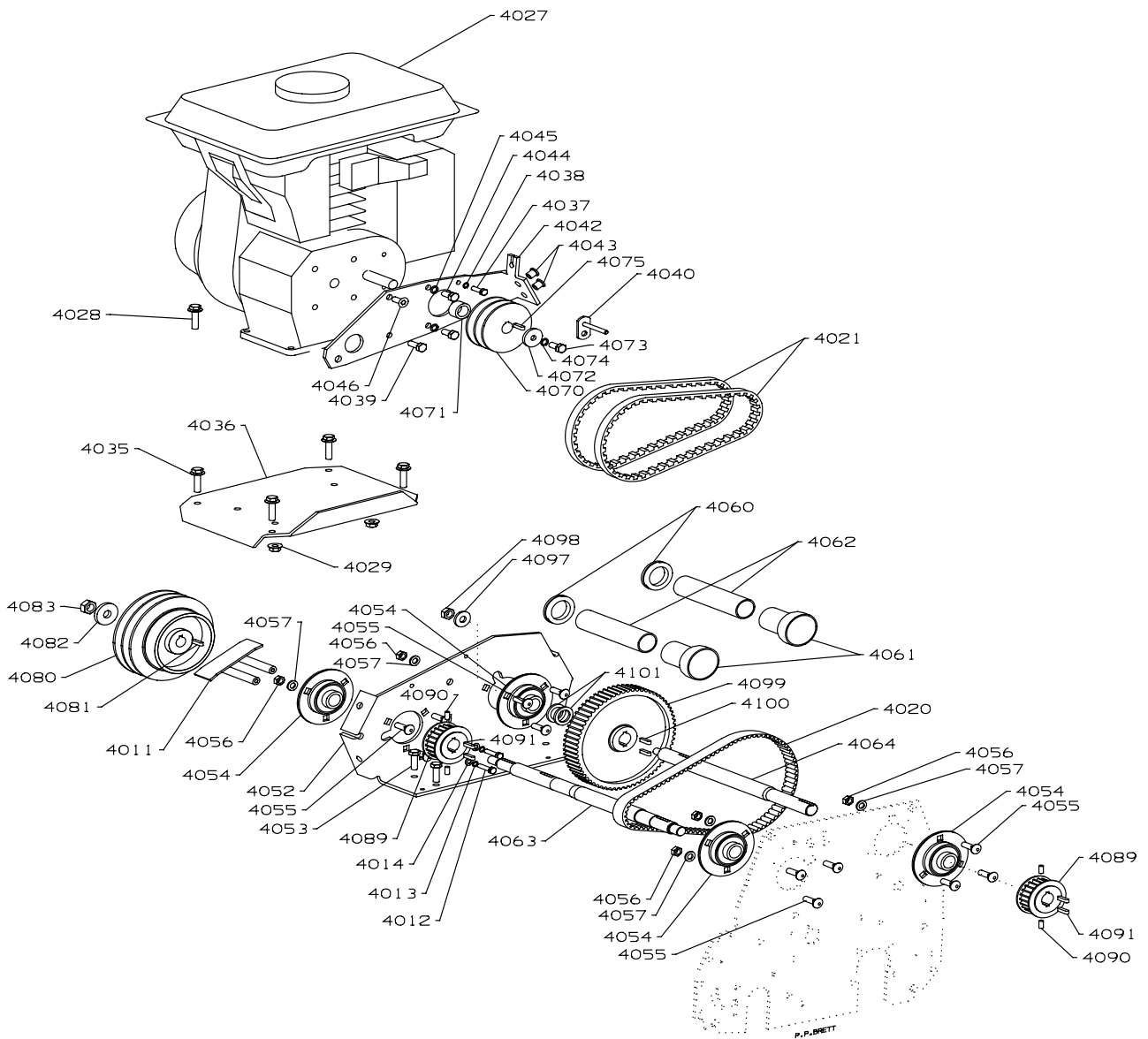


GS-05
DRIVES-1


ITEM	RANSOMES PART NO	DESCRIPTION 	QTY	REMARKS
4011	MBF0358	BELT GUIDE W/A.	1	
4012	450171	SCREW, M6 x 20, HEX HD	2	
4013	450410	S.L.WASHER, M6	2	
4014	450389	WASHER, M6	2	
4020	A492115	TOOTHED DRIVE BELT	3	
4021	A490214	VEE BELT (MATCHED PAIR)	1	
4026	450391	WASHER, M10	8	
4027	A682180	KUBOTA GH120-R4 ENGINE	1	
4028	450016	BOLT, M8 x 40, HEX HD	4	
4029	450378	NUT, M8 NYLOC	4	
4030	MBC7029	DRAIN PLUG EXTN.	1	
4031	A186902	WASHER, 12 mm	1	
4035	450473	SCREW, M8 x 30 VERBUS RIPP	4	
4036	MBG0512A	ENGINE BED	1	SERIES RH, RJ, RK, UZ
4036	MBG3790	ENGINE PLATE	1	SERIES VH
4037	450171	SCREW, M6 x 20, HEX HD	2	
4038	450410	S.L.WASHER, M6	2	
4039	450191	SCREW, M8 x 20, HEX HD	1	
4040	MBF0476	GUIDE W/A	1	
4042	MBG0831A	ENGINE BRACKET	1	SERIES RH, RJ, RK, UZ
4042	MBG3792	ENGINE BRACKET	1	SERIES VH
4043	450358	NUTSERT, M6 A-K 2ND GRIP	2	
4044	450190	SCREW, M8 x 16, HEX HD	2	
4045	450411	S.L.WASHER, M8	3	
4046	450864	SCREW, M8 x 16, SCKT CSK HD	1	
4047	450000	BOLT, M6 x 25, HEX HD	2	
4048	450389	WASHER, M6	2	
4049	450410	S.L.WASHER, M6	2	
4052	MBG0830D	LAYPLATE	1	SERIES RH, RJ, RK, UZ
4052	MBG3791	LAYPLATE	1	SERIES VH
4053	450192	SCREW, M8 x 25, HEX HD	4	
4054	A209050	FLANGED BEARING (20mm)	4	SERIES RH, RJ, RK, UZ
4054	A209047	BEARING GRA20 FA119.1	4	SERIES VH
4055	A102900	BOLT, M8 x 20	12	
4056	450378	NUT, M8 NYLOC	12	
4057	450390	WASHER, M8	12	
4060	A295334	GROMMET	2	
4061	A913458	LAYSHAFT GUARD	2	
4062	MBG1011	LAYSHAFT GUARD 50cm	2	
4062	MBG0972	LAYSHAFT GUARD 55cm	2	SERIES RJ, UZ
4062	A913494	LAYSHAFT GUARD 55cm	2	SERIES VH
4062	MBG1012	LAYSHAFT GUARD 60cm	2	
4063	MBG0583C	Gs50 CYLINDER LAYSHAFT	1	
4063	MBG0829D	Gs55 CYLINDER LAYSHAFT	1	
4063	MBG0584C	Gs60 CYLINDER LAYSHAFT	1	

* Not Illustrated

RANSOMES GREENS SUPER

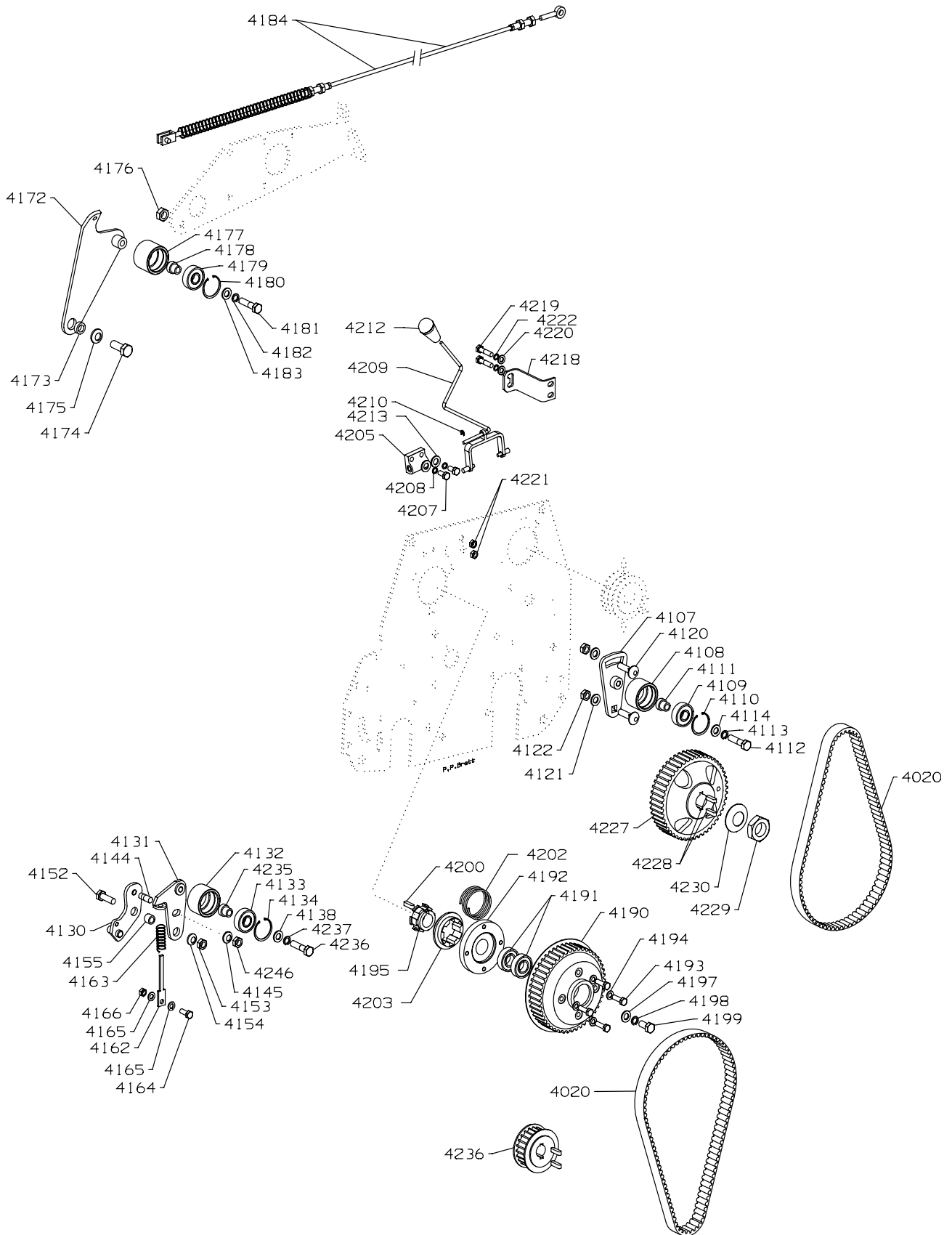


GS-05
DRIVES-1

ITEM	RANSOMES PART NO	DESCRIPTION 	QTY	REMARKS
4064	MBG0585A	LAYSHAFT, LANDROLL	1	50cm
4064	MBG0828B	LAYSHAFT, LANDROLL	1	55cm
4064	MBG0586A	LAYSHAFT, LANDROLL	1	60cm
4070	MBG0251A	ENGINE PULLEY	1	
4071	MBF0234	PULLEY SPACER	1	
4072	MBF0368	WASHER	1	
4073	450190	SCREW, M8 x 16, HEX HD	1	
4074	450411	S.L.WASHER, M8	1	
4075	452167	KEY, 5 x 5 x 35	1	
4080	MBG0252C	LAYSHAFT PULLEY	1	
4081	452164	KEY, 5 x 5 x 25	1	
4082	MBF0364	WASHER	1	
4083	450380	NUT, M12 NYLOC	1	
4089	A917517	22T POWERGRIP GT PULLEY	2	
4090	450961	SETSCREW, M6 x 12, CUP PNT	4	
4091	452164	KEY, 5 x 5 x 25	4	
4092		LOCTITE 243	AR	
4097	MBF0365	WASHER	1	
4098	450379	NUT, M10 NYLOC	1	
4099	A917518	66T POWERGRIP GT PULLEY	1	
4100	452164	KEY, 5 x 5 x 25	2	
4101	MBF0363	ABUTMENT WASHER	2	

* Not Illustrated

RANSOMES GREENS SUPER

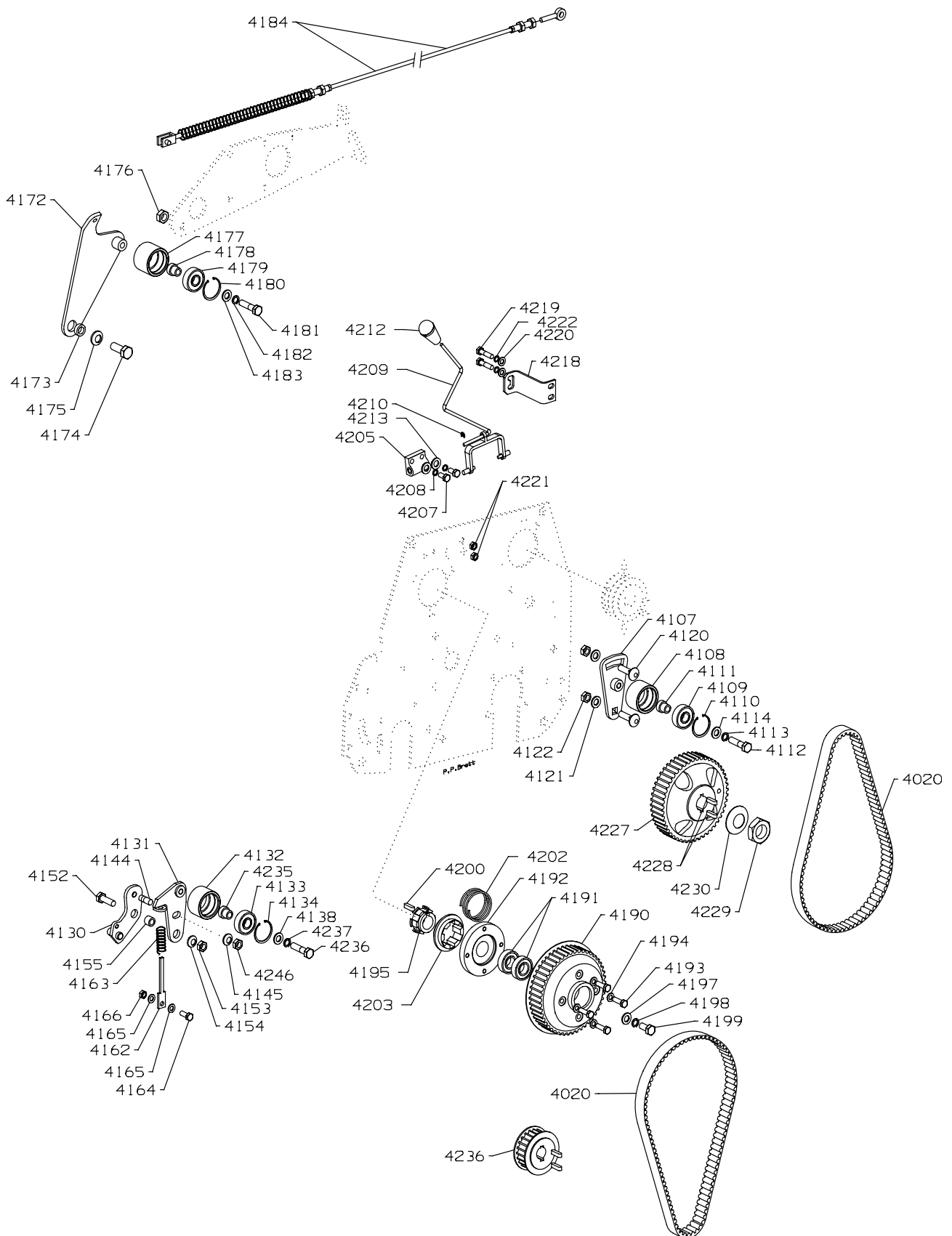


GS-06


ITEM	RANSOMES PART NO	DESCRIPTION 	QTY	REMARKS
4107	MBF0188A	JOCKEY LEVER	2	
4108	MBF0186A	JOCKEY PULLEY	2	
4109	A203601	BEARING, 12x32x10	2	
4110	451962	INT CIRCLIP, 32 mm	2	
4111	MBF0185	BEARING SLEEVE	2	
4112	450014	BOLT, M8 x 30, HEX HD	2	
4113	450411	S.L.WASHER, M8	2	
4114	450390	WASHER, M8	2	
4120	452564	BOLT, M8 x 25, SQ NECK	4	
4121	450390	WASHER, M8	4	
4122	450378	NUT, M8 NYLOC	4	
4130	MBF0335A	JOCKEY LEVER W/A	1	
4131	MBF0341A	JOCKEY LEVER	1	
4132	MBF0186A	JOCKEY PULLEY	1	
4133	A203601	BEARING, 12x32x10	1	
4134	451962	INT CIRCLIP, 32 mm	1	
4135	MBF0185	BEARING SLEEVE	1	
4136	450014	BOLT, M8 x 30, HEX HD	1	
4137	450411	S.L.WASHER, M8	1	
4138	450390	WASHER, M8	1	
4143		LOCTITE, LT270	AR	
4144	A109243	STUD, M8 X 21.5	1	
4145	A292071	DISC SPRING	1	
4146	450378	NUT, M8 NYLOC	1	
4152	450192	SCREW, M8 x 25, HEX HD	1	
4153	450378	NUT, M8 NYLOC	1	
4154	A292071	DISC SPRING	1	
4155	MBF0187A	PIVOT SLEEVE	1	
4156		ROCOL ANTI-SEIZE SPRAY	AR	
4162	MBF0334A	SPRINGROD	1	
4163	A291084	COMPRESSION SPRING	1	
4164	450170	SCREW, M6 x 16, HEX HD	1	
4165	450389	WASHER, M6	2	
4166	450323	NUT, M6	1	
4172	MBF0251A	JOCKEY LEVER	1	
4173	MBF0250A	PIVOT SLEEVE	1	
4174	450215	SCREW, M10 x 30, HEX HD	1	
4175	MBF0365	3/8" WASHER	1	
4176	452437	NUT, M10 FLANGED NYLOC	1	
4177	MBF0376A	JOCKEY PULLEY	1	
4178	MBF0185	BEARING SLEEVE	1	
4179	A203601	BEARING, 12x32x10	1	
4180	451962	INT CIRCLIP, 32 mm	1	
4181	450014	BOLT, M8 x 30, HEX HD	1	
4182	450411	S.L.WASHER, M8	1	
4183	450390	WASHER, M8	1	

* Not Illustrated

RANSOMES GREENS SUPER

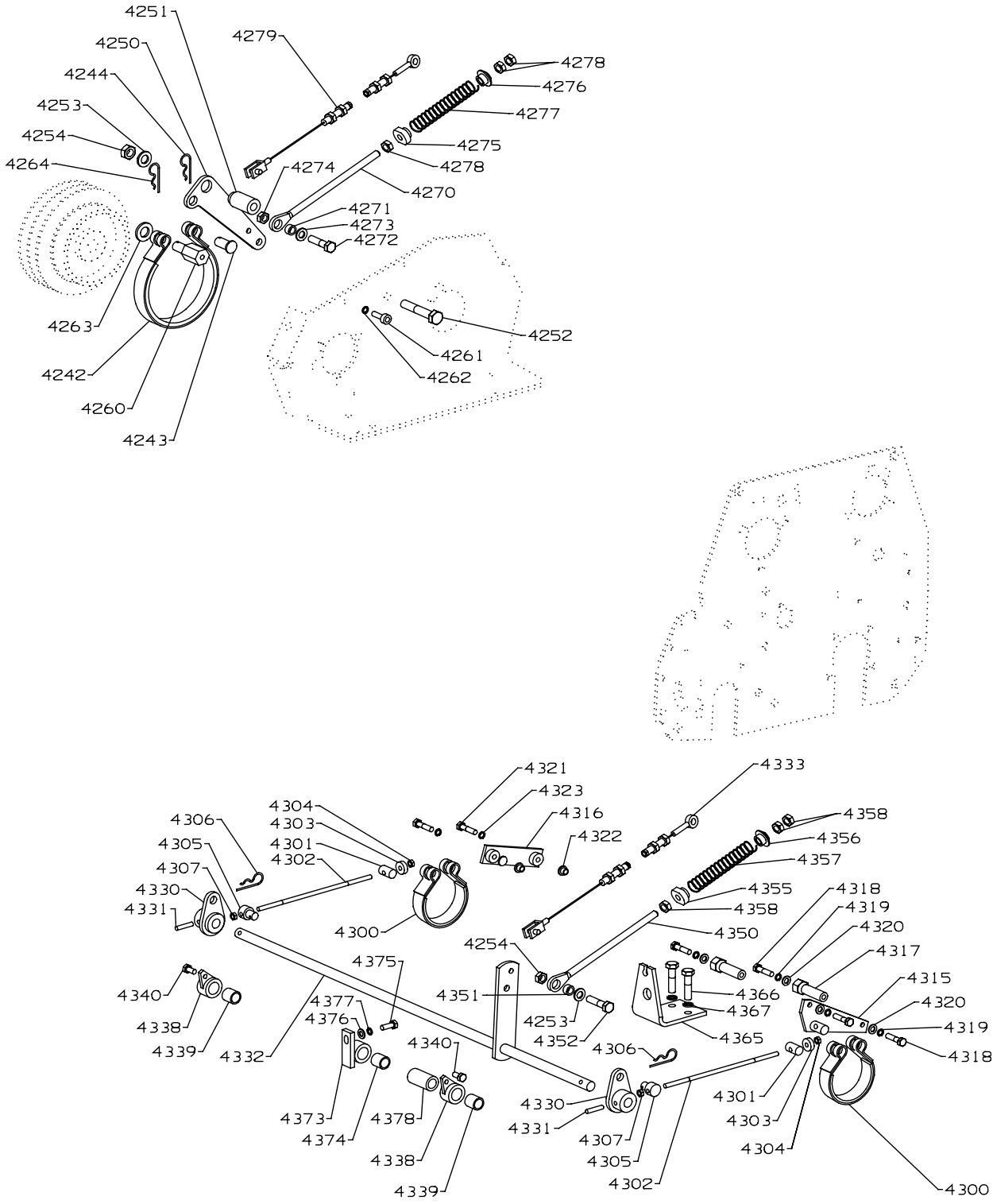



GS-06

ITEM	RANSOMES PART NO	DESCRIPTION 	QTY	REMARKS
4184	A906746	CLUTCH CABLE (GS)	1	SERIES RH, RJ, RK SERIES UZ, VH
4184	A906750	CLUTCH CABLE (GS)	1	
4190	A917521	48T POWERGRIP GT PULLEY	1	
4191	A203926	BEARING, 15x32x9	2	
4192	MBF0916A	FIXED CLUTCH PLATE	1	
4193	450171	SCREW, M6 x 20, HEX HD	4	
4194	450432	S.P.WASHER, M6 EXT	4	
4195	MBF0915	SPLINED SLEEVE	1	
4196	450949	SETSCREW, M5 x 5, CUP PNT	1	
4197	A907207	SPECIAL WASHER	1	
4198	450411	S.L.WASHER, M8	1	
4199	450190	SCREW, M8 x 16, HEX HD	1	
4200	452160	KEY, 5 x 5 x 16	1	
4202	A291076	SPRING	1	
4203	MBF0833	SLIDING CLUTCH	1	
4204		LOCTITE 638	AR	
4205	A970003	PIVOT BLOCK	1	
4207	450171	SCREW, M6 x 20, HEX HD	2	
4208	450410	S.L.WASHER, M6	2	
4209	MBF0917A	WLDMT-CYL CLUTCH LEVER	1	
4210	452111	E CLIP, 4 mm	1	
4211	A292028	DISC SPRING	4	
4212	A299079	PLASTIC HANDLE	1	
4213	450389	WASHER, M6	2	
4218	MBF0914A	CYL CLUTCH BRKT	1	
4219	450171	SCREW, M6 x 20, HEX HD	2	
4220	450389	WASHER, M6	2	
4221	450358	NUTSERT, M6 A-K 2ND GRIP	2	
4222	450410	S.L.WASHER, M6	2	
4227	A917520	48T POWERGRIP GT PULLEY	1	
4228	452163	KEY, 5 x 5 x 22	2	
4229	MBC5464	NUT.	1	
4230	A292134	DISC SPRING	1	
4236	A917519	22T POWERGRIP GT PULLEY	1	

* Not Illustrated

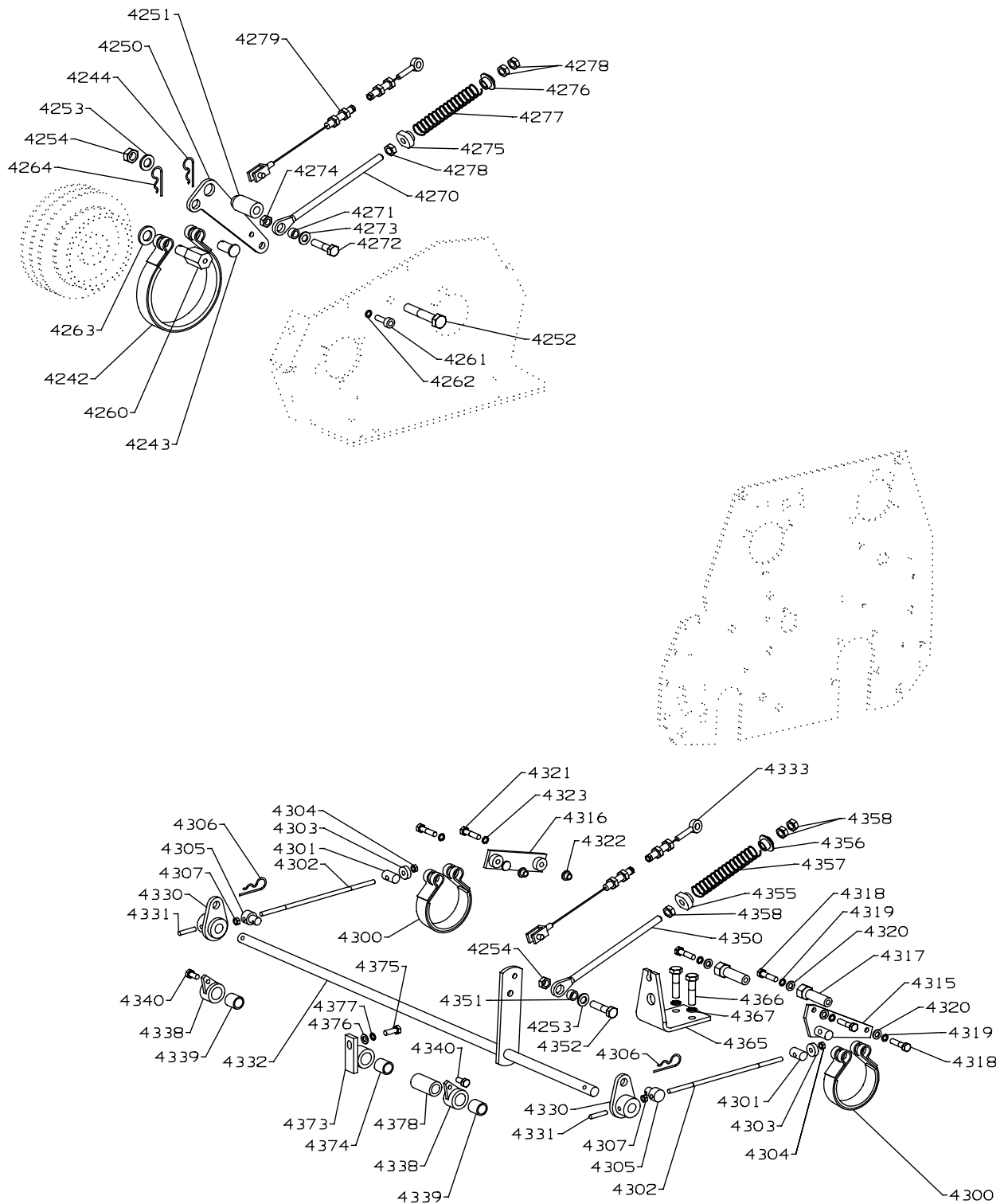
**RANSOMES
GREENS SUPER**




ITEM	RANSOMES PART NO	DESCRIPTION 	QTY	REMARKS
4242	A915122	BRAKE BAND	1	
4243	MBF0236	PIN	1	
4244	A149000	SPRING CLIP	1	
4250	MBG0609A	LEVER	1	
4251	MBF0241A	PIVOT	1	
4252	450033	BOLT, M10 x 55, HEX HD	1	
4253	450391	WASHER, M10	1	
4254	450379	NUT, M10 NYLOC	1	
4260	MBF0242A	PIN	1	
4261	450712	SCREW, M6 x 20, SCKT CAP HD	1	
4262	450410	S.L.WASHER, M6	1	
4263	450392	WASHER, M12	1	
4264	A149000	SPRING CLIP	1	
4270	MBG0608A	ADJUSTING ROD	1	
4271	MBF0290	SPACER	1	
4272	450192	SCREW, M8 x 25, HEX HD	1	
4273	450390	WASHER, M8	1	
4274	450378	NUT, M8 NYLOC	1	
4275	MBF0240	SPRING COLLAR	1	
4276	MBF0239	SPRING COLLAR	1	
4277	A291123	ENTEX 175 SPRING	1	
4278	450324	NUT, M8	1	
4279	A906745	BRAKE CABLE (GS)	1	SERIES RH, RJ, RK SERIES UZ, VH
4279	A906749	BRAKE CABLE (GS)	1	
4280	450378	NUT, M8 NYLOC	1	
4300	A915121	BRAKE BAND	2	
4301	MBF0273	TRUNNION	2	
4302	MBF0246	BRAKE ROD	2	
4303	450388	WASHER, M5	4	
4304	450376	NUT, M5 NYLOC	2	
4305	MBF0272A	CAPSTAN	2	
4306	A149000	SPRING CLIP	2	
4307	450376	NUT, M5 NYLOC	2	
4315	MBF0291	BRAKE FOOT LH	1	
4316	MBF0292	BRAKE FOOT RH	1	
4317	MBF0289A	BRAKE POST	2	
4318	450171	SCREW, M6 x 20, HEX HD	4	
4319	450410	S.L.WASHER, M6	4	
4320	450389	WASHER, M6	4	
4321	450543	SCREW, M6 x 25, PAN HD	2	
4322	450358	NUTSERT, M6 A-K 2ND GRIP	2	
4323	450410	S.L.WASHER, M6	2	
4330	MBF0270	LEVER BRAKE	2	
4331	451657	TENSION PIN, 5 x 24	2	
4332	MBF0286A	BRAKE SHAFT W.A.	1	
4333	A906727	WHEEL BRAKE CABLE	1	SERIES RH, RJ, RK, UZ

* Not Illustrated

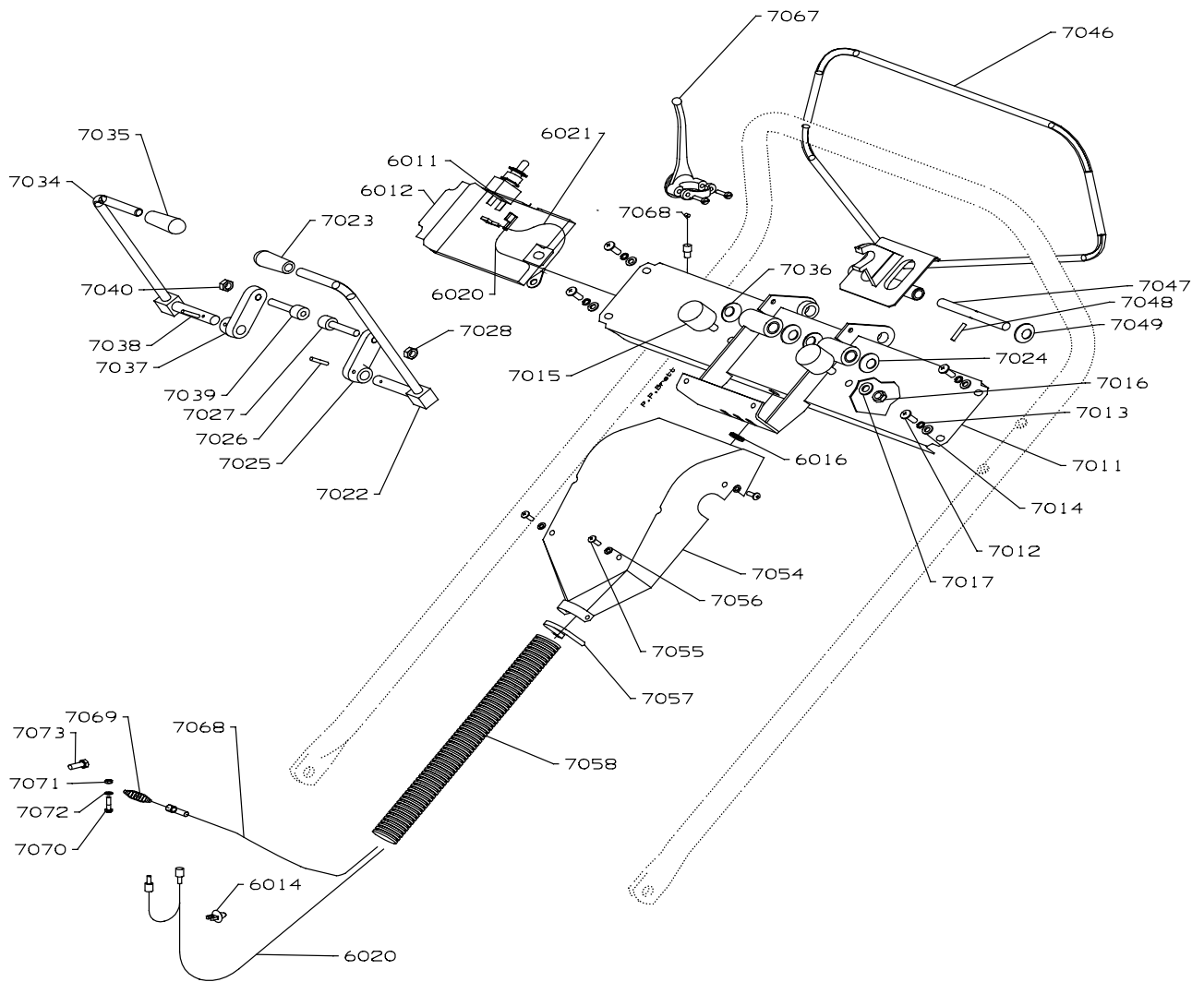
RANSOMES GREENS SUPER




ITEM	RANSOMES PART NO	DESCRIPTION 	QTY	REMARKS
4333	A906748	WHEEL BRAKE CABLE	1	SERIES VH
4338	MBF0269C	HOUSING W/A	2	
4339	A210083	BUSH	2	
4340	452692	SCREW, M6 x 12, HEX TAPTITE	2	
4350	MBG0608A	ADJUSTING ROD	1	
4351	MBF0290	SPACER	1	
4352	450192	SCREW, M8 x 25, HEX HD	1	
4353	450390	WASHER, M8	1	
4354	450378	NUT, M8 NYLOC	1	
4355	MBF0240	SPRING COLLAR	1	
4356	MBF0239	SPRING COLLAR	1	
4357	A291123	ENTEX 175 SPRING	1	
4358	450324	NUT, M8	1	
4359	450378	NUT, M8 NYLOC	1	
4365	MBG0664A	BRAKE BRACKET	1	
4366	450192	SCREW, M8 x 25, HEX HD	2	
4367	450411	S.L.WASHER, M8	6	
4373	MBF0315	BUSH HOUSING WA	1	
4374	A210083	BUSH	1	
4375	450170	SCREW, M6 x 16, HEX HD	1	
4376	450389	WASHER, M6	1	
4377	450410	S.L.WASHER, M6	1	
4378	MBF0371	SLEEVE	1	
4379	451153	SCREW, No.12 x 13, PAN HD	1	

* Not Illustrated

RANSOMES GREENS SUPER

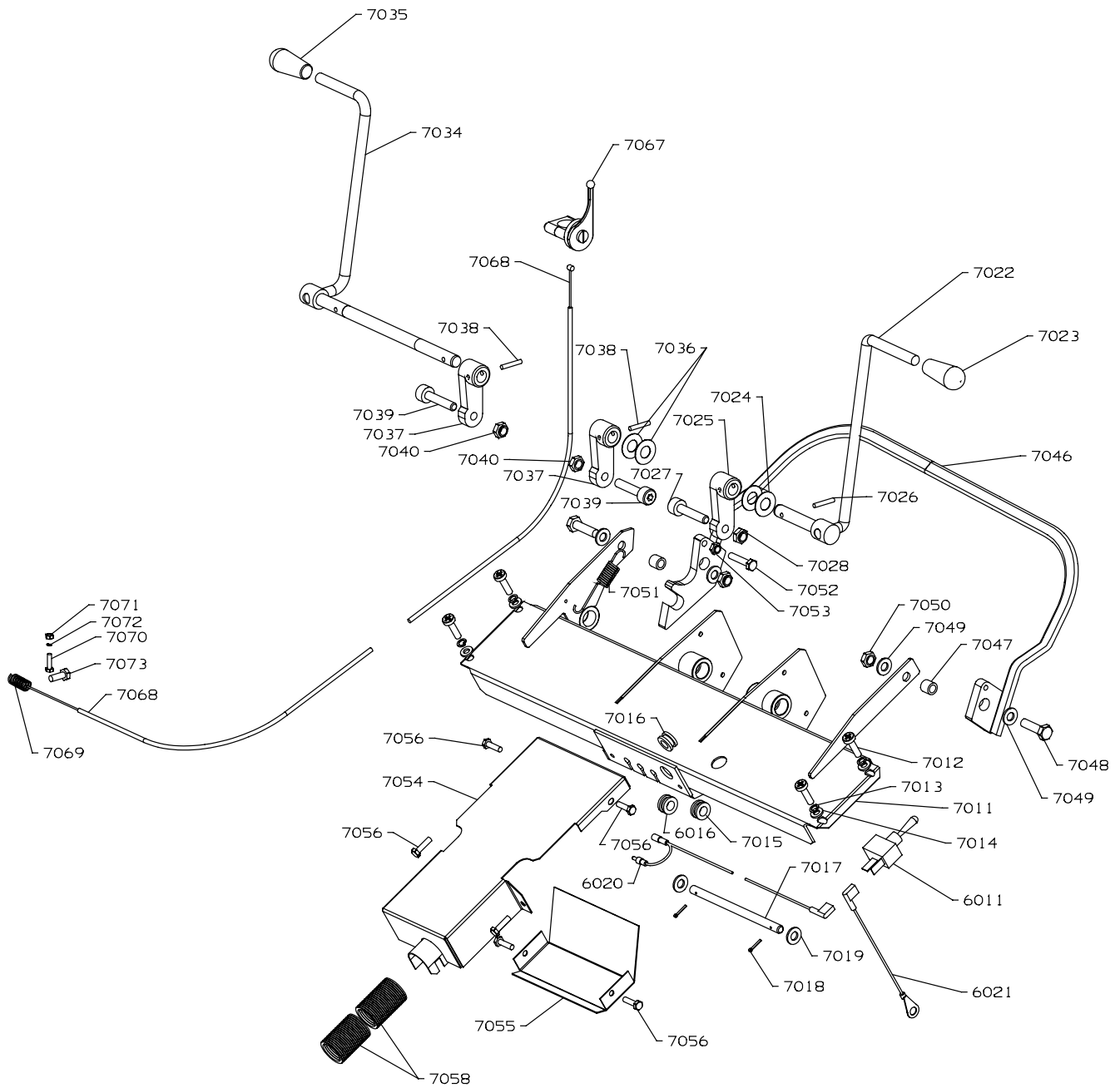


GS-08
Controls


ITEM	RANSOMES PART NO	DESCRIPTION 	QTY	REMARKS
6011	A829586	SWITCH ,TOGGLE	1	
6012	MBG2106A	Gs SWITCH COVER	1	
6014	A199236	CLIP, 4.8 mm	1	
6016	H091013	GROMMET	1	
6020	A905605	STOPWIRE HARNESS	1	
6021	A905554	EARTH WIRE	1	
7011	MBF0253	FRAME, CONTROLS	1	
7012	450541	SCREW, M6 x 16, PAN HD	4	
7013	450410	S.L.WASHER, M6	4	
7014	450389	WASHER, M6	4	
7015	A299405	BONDED RUBBER BUFFER	2	
7016	450378	NUT, M8 NYLOC	2	
7017	450390	WASHER, M8	2	
7022	MBF0261	HANDLE, BRAKE	1	
7023	A299022	KNOB	1	
7024	A292085	DISC SPRING	2	
7025	MBF0248B	LEVER	1	
7026	451619	TENSION PIN, 4 x 24	1	
7027	450727	SCREW, M8 x 40, SCKT CAP HD	1	
7028	450378	NUT, M8 NYLOC	1	
7034	MBF0262	HANDLE, CLUTCH	1	
7035	A299022	KNOB	1	
7036	A292085	DISC SPRING	2	
7037	MBF0248B	LEVER	1	
7038	451619	TENSION PIN, 4 x 24	1	
7039	450725	SCREW, M8 x 30, SCKT CAP HD	1	
7040	450378	NUT, M8 NYLOC	1	
7046	MBF0249C	OPC RAIL	1	
7047	MBF0147	PIVOT PIN	1	
7048	451579	TENSION PIN, 3 x 16	1	
7049	A292085	DISC SPRING	1	
7054	A913453	COVER, CONTROLS	1	
7055	A119130	SCREW, M6 x 16	4	
7056	450389	WASHER, M6	4	
7057	H499802	CABLE TIE	1	
7058	A298078	CABLE TUBE CONDUIT	1	
7067	A811066	THROTTLE CONTROL LEVER	1	
7068	A906743	THROTTLE CABLE (GS)	1	
7069	A906303	SPRING	1	
7070	450135	SCREW, M4 x 20, HEX HD	1	
7071	450321	NUT, M4	1	
7072	450408	S.L.WASHER, M4	1	
7073	450170	SCREW, M6 x 16, HEX HD	1	

* Not Illustrated

RANSOMES GREENS SUPER

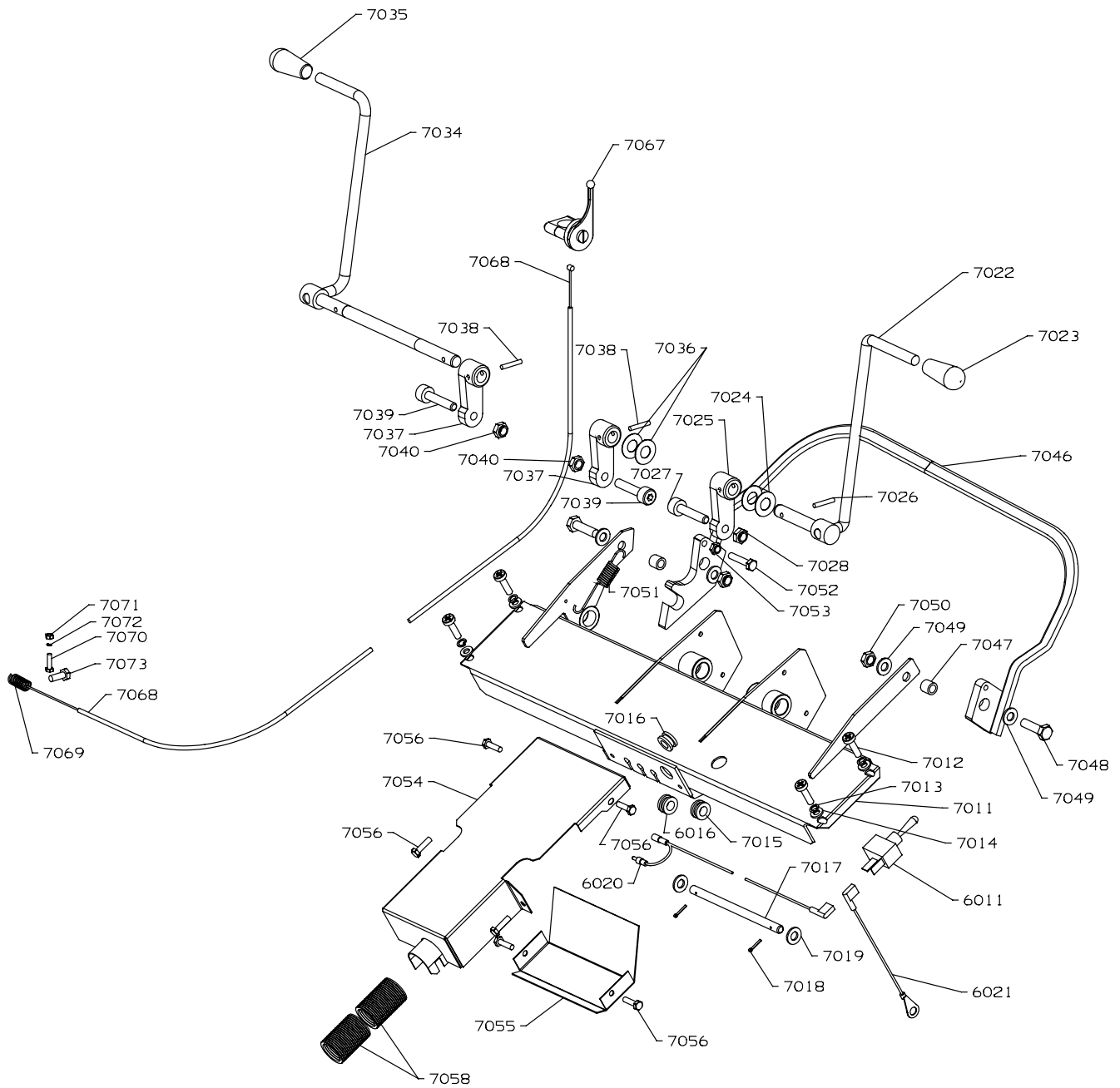


gs-14


ITEM	RANSOMES PART NO	DESCRIPTION 	QTY	REMARKS
6011	A829582	SINGLE POLE TOGGLE SWITCH.	1	
6014*	A199236	CLIP, 4.8 mm	1	
6016	H091013	GROMMET	1	
6020	A905553	STOP WIRE HARNESS	1	
6021	A905554	EARTH WIRE	1	
7011	MBF0740A	WLDMT-CROSS MEMBER	1	
7012	450541	SCREW, M6 x 16, PAN HD	4	
7013	450410	S.L.WASHER, M6	4	
7014	450389	WASHER, M6	4	
7015	A295318	GROMMET	1	
7016	H091044	GROMMET	1	
7017	MBF0939	STOP BAR	1	
7018	451208	SPLIT PIN, 2 x 14	2	
7019	450390	WASHER, M8	2	
7022	MBF0748A	HANDLE BRAKE	1	
7023	A299022	KNOB	1	
7024	A292085	DISC SPRING	2	
7025	MBF0248B	LEVER	1	
7026	451619	TENSION PIN, 4 x 24	1	
7027	450727	SCREW, M8 x 40, SCKT CAP HD	1	
7028	450378	NUT, M8 NYLOC	1	
7034	MBF0747B	HANDLE CLUTCH	1	
7035	A299022	KNOB	1	
7036	A292085	DISC SPRING	2	
7037	MBF0248B	LEVER	2	
7038	451619	TENSION PIN, 4 x 24	2	
7039	450725	SCREW, M8 x 30, SCKT CAP HD	2	
7040	450378	NUT, M8 NYLOC	2	
7046	MBF0746	OPC RAIL ASSY	1	
7047	MBF0745	COLLAR	2	
7048	450014	BOLT, M8 x 30, HEX HD	2	
7049	450390	WASHER, M8	4	
7050	450378	NUT, M8 NYLOC	2	
7051	A906308	SPRING, EXTENSION	1	
7052	450001	BOLT, M6 x 30, HEX HD	1	
7053	450323	NUT, M6	1	
7054	MBF0762A	COVER ASSY	1	
7055	MBG1957B	COVER	1	
7056	452683	SCREW, M5 x 10, HEX TAPTITE	6	
7057*	A199203	TIE, 9 x 350	1	
7058	A298078	CABLE TUBE CONDUIT	1	

* Not Illustrated

RANSOMES GREENS SUPER

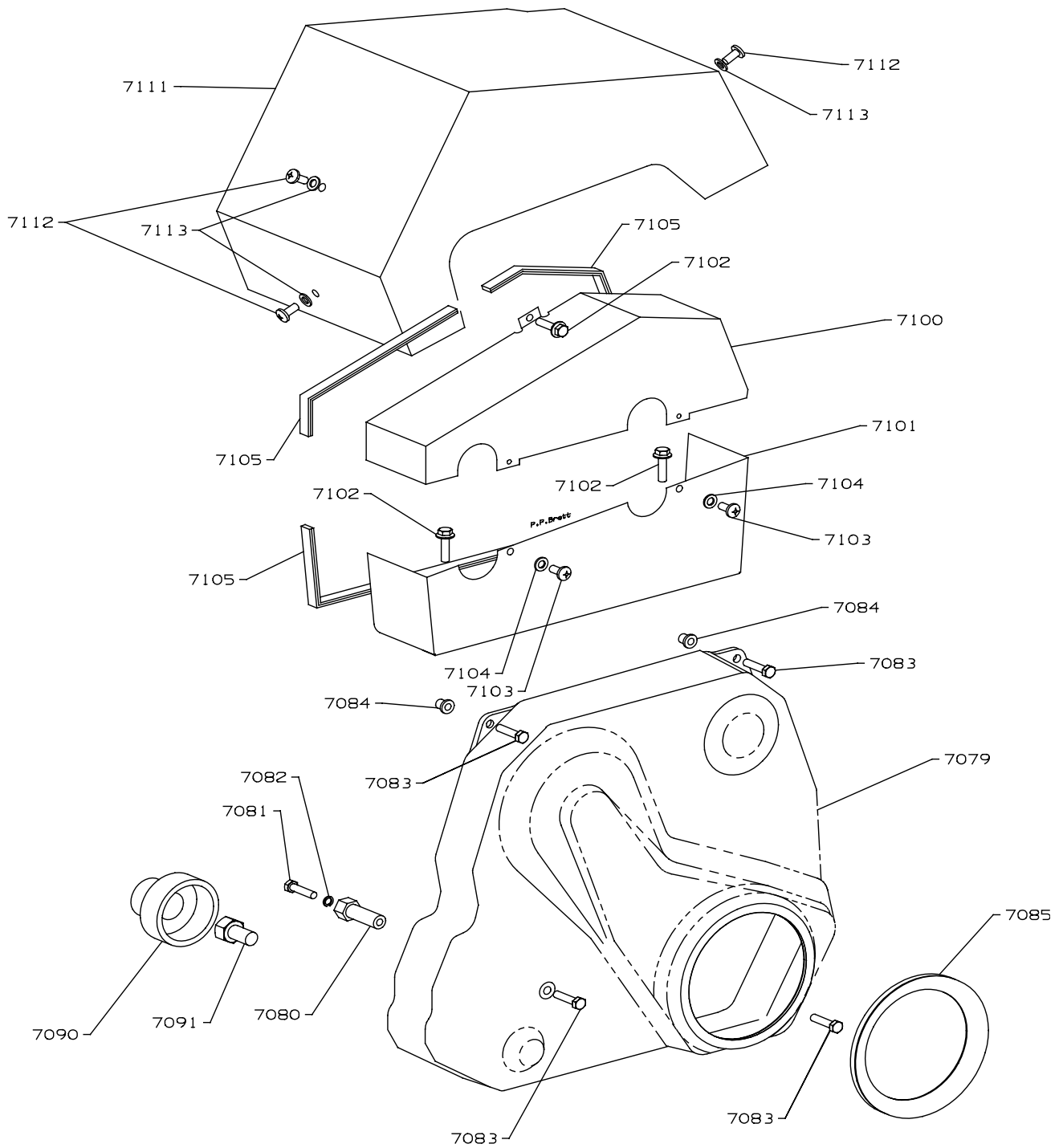


gs-14

ITEM	RANSOMES PART NO	DESCRIPTION 	QTY	REMARKS
7067	A811070	THROTTLE LEVER	1	
7068	A906743	THROTTLE CABLE (GS)	1	
7069	A906303	SPRING	1	
7070	450135	SCREW, M4 x 20, HEX HD	1	
7071	450321	NUT, M4	1	
7072	450408	S.L.WASHER, M4	1	
7073	450170	SCREW, M6 x 16, HEX HD	1	

* Not Illustrated

RANSOMES GREENS SUPER



GS-09
Covers

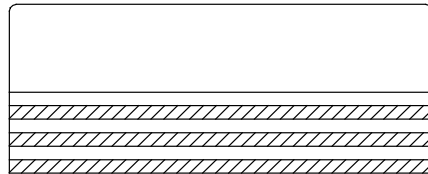

COVERS

LIST OF PARTS


ITEM	RANSOMES PART NO	DESCRIPTION GB	QTY	REMARKS
7079	A913456	END COVER	1	
7080	MBF0408	COVER POST	1	
7081	450171	SCREW, M6 x 20, HEX HD	1	
7082	450410	S.L.WASHER, M6	1	
7083	450542	SCREW, M6 x 20, PAN HD	4	
7084	450358	NUTSERT, M6 A-K 2ND GRIP	3	
7085	A912510	SEAL-GROMMET	1	
7090	A912508	COVER, CYLINDER HOUSING	1	
7091	MBF0416A	BACKLAPPING SCREW	1	
7100	MBG0954A	BELT GUARD, TOP	1	
7101	MBG0955B	BELT GUARD, BASE	1	
7102	452692	SCREW, M6 x 12, HEX TAPTITE	3	
7103	451153	SCREW, No.12 x 13, PAN HD	2	
7104	450389	WASHER, M6	2	
7105	A298931	BEADING	1	
7111	A913457	BELT GUARD	1	
7112	450541	SCREW, M6 x 16, PAN HD	3	
7113	450389	WASHER, M6	3	

* Not Illustrated

**RANSOMES
GREENS SUPER**



8512

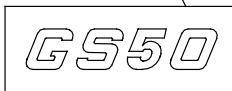


8513.1

8517

8513.2

8513.3

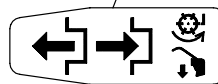
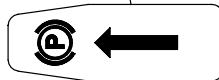


8516.3


8516.2

8516.1

8516.4



8521



8520


14 LBS. / SQ. IN.
0.99 kgs./sq.cm.

8518



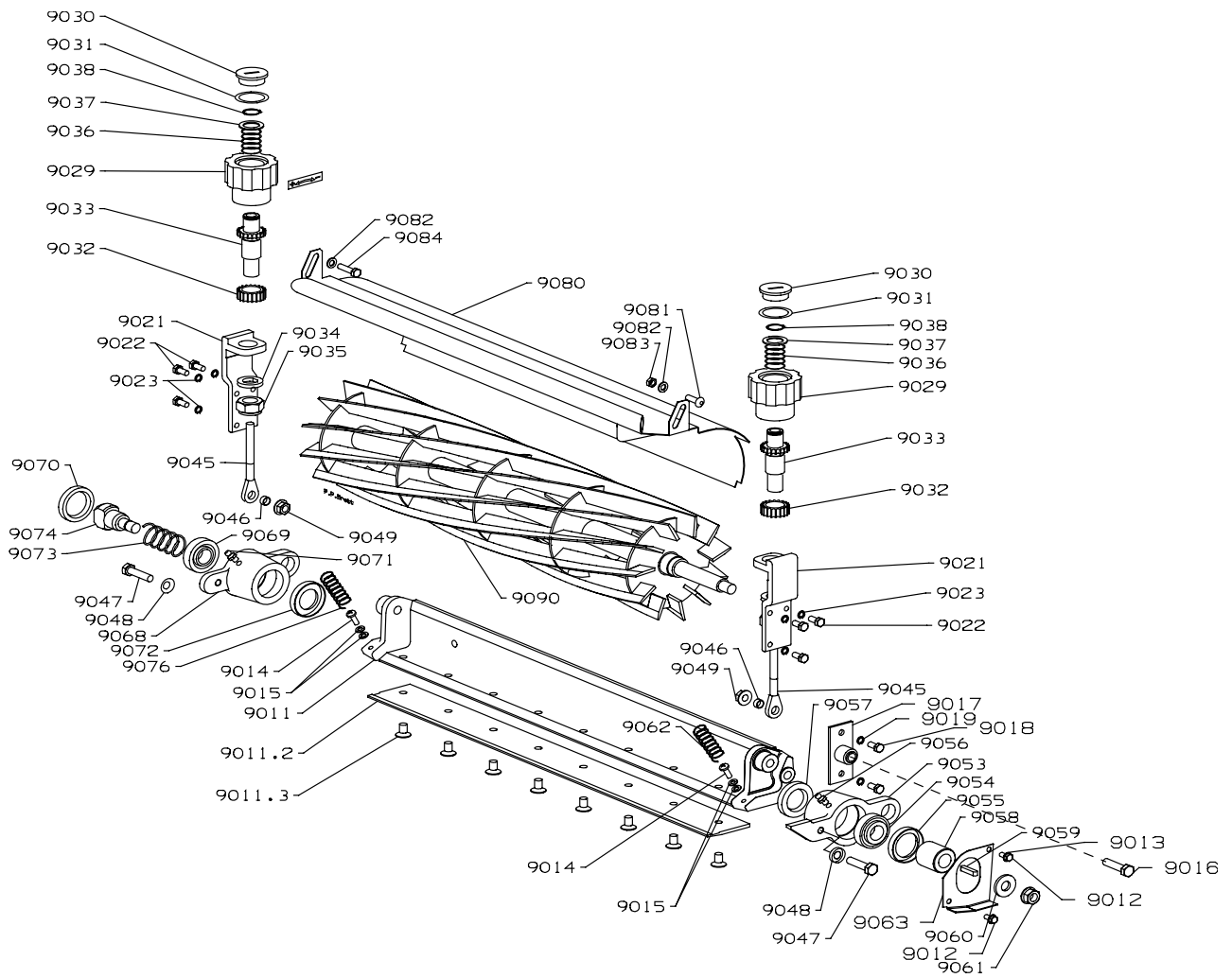
8522



ITEM	RANSOMES PART NO	DESCRIPTION 	QTY	REMARKS
8511	MBG1090	GS50 NAMEPLATE	1	
8511	MBG1091	GS55 NAMEPLATE	1	
8511	MBG1092	GS60 NAMEPLATE	1	
8512	A903646	DECAL, SIDE	1	
8513	A903587	DECAL, GS50	1	
8513	A903586	DECAL, GS55	1	
8513	A903588	DECAL, GS60	1	
8514	A903491	DECAL :INSTRUCTION	1	
8515	A903489	DECAL :BYSTANDER	1	
8516	A903400	DECALS, INSTRUCTION	1	
8517	A903494	DECAL :CYLINDER	1	
8518	A903929	C E DECAL	1	
8519	A127000	SCREW, No.6 x 3/8	2	
8520	A903098	LABEL	2	
8521	A903476	LABEL	1	
8522	A903469	DECAL	1	

* Not Illustrated

RANSOMES GREENS SUPER

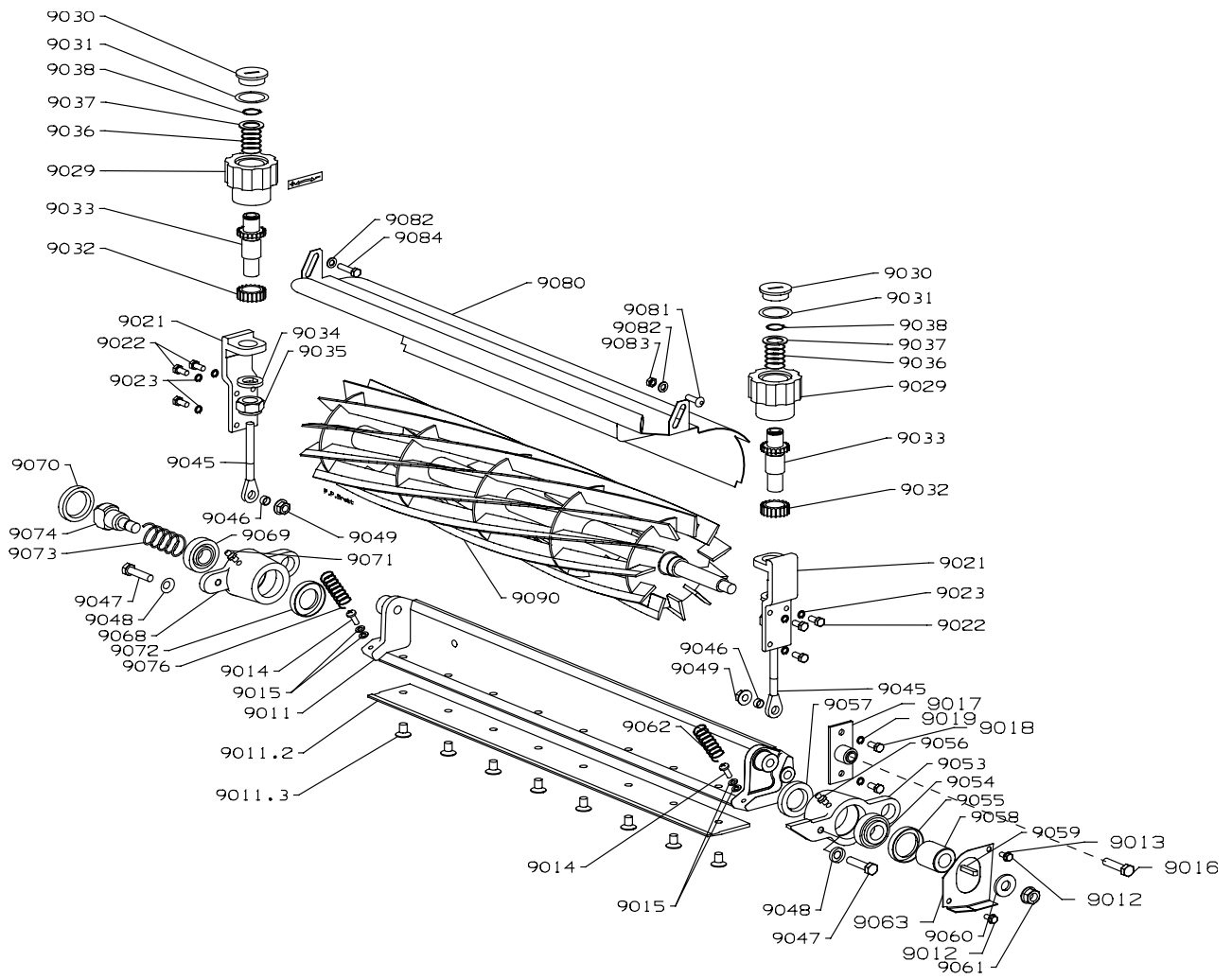


GS-11
Adjusters


ITEM	RANSOMES PART NO	DESCRIPTION 	QTY	REMARKS
9011	LMAB461	Gs50 BLOCK ASSY (Q/R)	1	
9011.2	MBA7111	• Gs50 BOTTOM BLADE	1	
9011	LMAB462	Gs55 BLOCK ASSY (Q/R)	1	
9011.2	MBA7110	• Gs55 BOTTOM BLADE	1	
9011	LMAB463	Gs60 BLOCK ASSY (Q/R)	1	
9011.2	MBA7112	• Gs60 BOTTOM BLADE	1	
9011.3	A119002	• SCREW	8	
9012	450477	SCREW, M10 x 20 VERBUS RIPP	2	
9013	450412	S.L.WASHER, M10	2	
9014	451153	SCREW, No.12 x 13, PAN HD	2	
9015	450388	WASHER, M5	4	
9016	450029	BOLT, M10 x 35, HEX HD	2	
9017	MBF0609A	PIN ASSY.	2	
9018	450171	SCREW, M6 x 20, HEX HD	4	
9019	450410	S.L.WASHER, M6	4	
9021	MBF0191B	ABUTMENT BRACKET	2	
9022	450168	SCREW, M6 x 12, HEX HD	6	
9023	450410	S.L.WASHER, M6	6	
9029	A299054	HANDWHEEL	2	
9030	A249111	SCREW PLUG	2	
9031	A221026	'O' RING NO.26 TO BS.1806	2	
9032	MBE2968A	LOCKING RING.	2	
9033	MBE2969	ADJUSTER.	2	
9034	450393	WASHER, M16	2	
9035	450382	NUT, M16 NYLOC	2	
9036	A291093	COMPRESSION SPRING	2	
9037	A189420	WASHER, 17.2 mm	2	
9038	452042	EXT CIRCLIP, 17 mm	2	
9039		ROCOL ANTI-SEIZE SPRAY	AR	
9045	MBG0496	ADJUSTING ROD	2	
9046	MBF0290	SPACER	2	
9047	450192	SCREW, M8 x 25, HEX HD	2	
9048	A292070	DISC SPRING	2	
9049	450453	NUT, M8 VERBUS RIPP	2	
9053	MBG0289C	CYL HOUSING LH	1	
9054	H002795	BEARING	1	
9055	A220252	OIL SEAL, 25 X 42 X 7	1	
9056	A299301	LUBRICATOR	1	
9057	A220305	SEAL, 30X42X7	1	
9058	MBF0203A	SPACER	1	
9059	452164	KEY, 5 x 5 x 25	2	
9060	MBF0365	WASHER	1	
9061	450454	NUT, M10 VERBUS RIPP	1	
9062	GSF2240KT	SPRING	1	
9063	MBG1540A	CYL.COVER	1	
9064	450357	NUTSERT, M6 A-K 1ST GRIP	4	

* Not Illustrated

RANSOMES GREENS SUPER

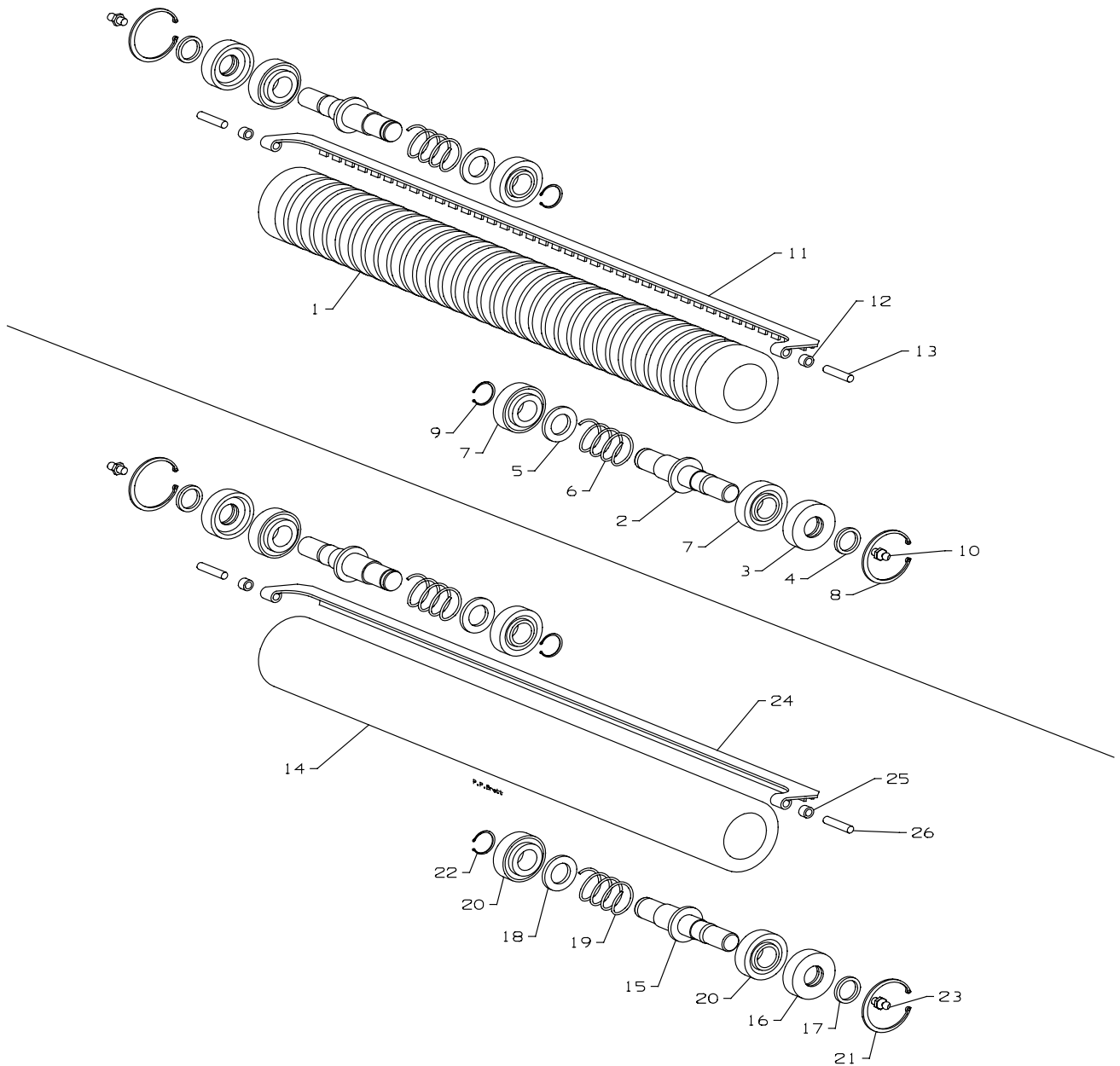


GS-11
Adjusters

ITEM	RANSOMES PART NO	DESCRIPTION 	QTY	REMARKS
9065	452683	SCREW, M5 x 10, HEX TAPTITE	2	
9068	MBG0290C	CYL HOUSING RH	1	
9069	H002795	BEARING	1	
9070	A220252	OIL SEAL, 25 X 42 X 7	1	
9071	A299301	LUBRICATOR	1	
9072	A220305	SEAL, 30X42X7	1	
9073	A291104	SPRING, 28.2 O/D X 42.5 LG	1	
9074	MBF0204A	STUB SHAFT	1	
9075		LOCTITE 243	AR	
9076	GSF2240KT	SPRING	1	
9080	MBF0385C	CONCAVE, 50cm	1	
9080	MBF0218G	CONCAVE, 55cm	1	SERIES RJ, UZ
9080	MBF1339	CONCAVE, 55cm	1	SERIES VH
9080	MBF0386C	CONCAVE, 60cm	1	
9081	452542	BOLT, M6 x 20, SQ NECK	1	
9082	GSF2154AY	WASHER	2	
9083	450377	NUT, M6 NYLOC	1	
9084	450170	SCREW, M6 x 16, HEX HD	1	
9085	MBG3773	DEFLECTOR LH	1	SERIES VH
9086	MBG3774	DEFLECTOR RH	1	SERIES VH
9090	MBF0224B	CYLINDER 50cm X 11K	1	
9090	MBF0196B	CYLINDER 55cm X 11K	1	SERIES RJ, UZ
9090	NBF1303	CYLINDER 55cm X 11K	1	SERIES VH
9090	MBF0226B	CYLINDER 60cm X 11K	1	
9185	MBC9010	HEIGHT OF CUT TOOL	1	

* Not Illustrated

**RANSOMES
GREENS SUPER**

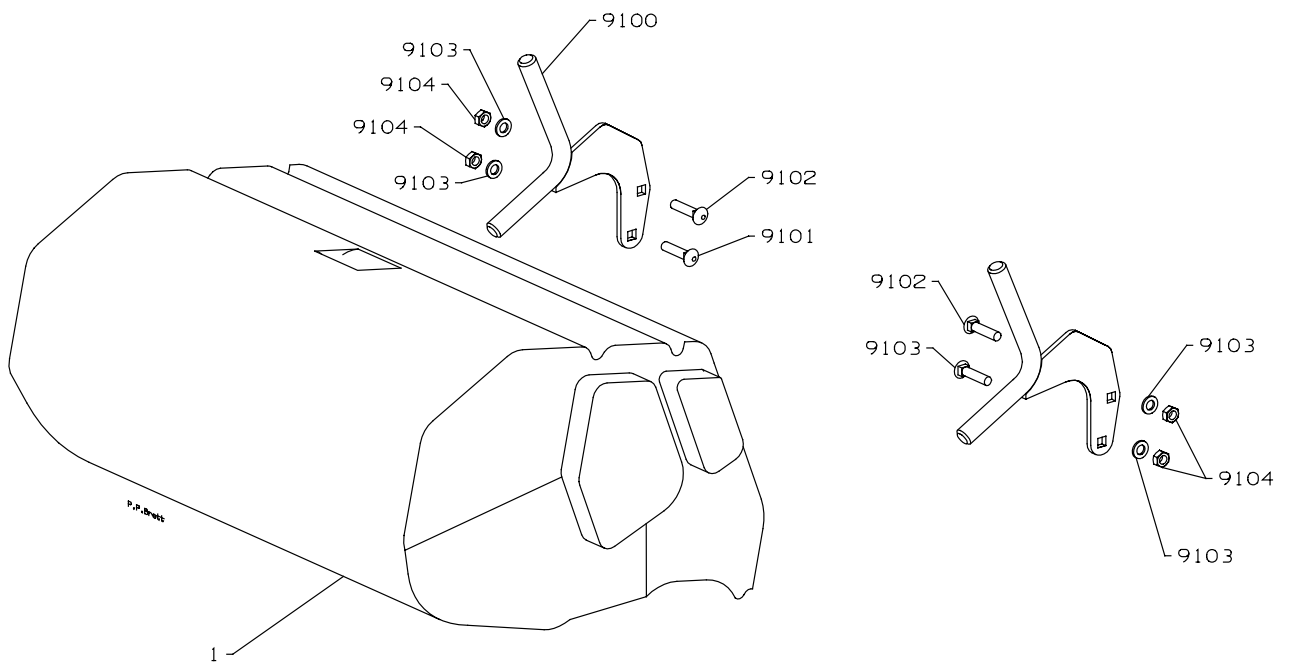


GS-12
Front Rolls


ITEM	RANSOMES PART NO	DESCRIPTION GB	QTY	REMARKS
		GROOVED ROLL		
	LMSE101	FRONT ROLL ASSY, 50		
	LMSE099	FRONT ROLL ASSY, 55		
	LMSE103	FRONT ROLL ASSY, 60		
1	MBG1005A	ROLL TUBE, 50	1	
1	MBG0868A	ROLL TUBE, 55	1	
1	MBG1007A	ROLL TUBE, 60	1	
2	MBG0212C	STUB SHAFT	2	
3	MBF0083	END CAP	2	
4	A221914	QUAD RING	2	
5	MBG0213	WASHER	2	
6	A291125	SPRING, 27 O/D X 58 LG	2	
7	H002795	BEARING	4	
8	A170040	INT CIRCLIP, 40 mm	2	
9	A171017	EXT CIRCLIP, 17 mm	2	
10	A299301	LUBRICATOR	2	
		SCRAPER		
11	MBG1024A	FRONT SCRAPER (50)	1	
11	MBG1025A	FRONT SCRAPER (55)	1	
11	MBG1026A	FRONT SCRAPER (60)	1	
12	MBG1031	LOCATOR	2	
13	A141490	PIN, 6 x 28	2	
		PLAIN ROLL		
	LMSE102	FRONT ROLL ASSY, 50		
	LMSE100	FRONT ROLL ASSY, 55		
	LMSE104	FRONT ROLL ASSY, 60		
14	MBG1006A	ROLL TUBE, 50	1	
14	MBG0867A	ROLL TUBE, 55	1	
14	MBG1008A	ROLL TUBE, 60	1	
15	MBG0212C	STUB SHAFT	2	
16	MBF0083	END CAP	2	
17	A221914	QUAD RING	2	
18	MBG0213	WASHER	2	
19	A291125	SPRING, 27 O/D X 58 LG	2	
20	H002795	BEARING	4	
21	A170040	INT CIRCLIP, 40 mm	2	
22	A171017	EXT CIRCLIP, 17 mm	2	
23	A299301	LUBRICATOR	2	
		SCRAPER		
24	MBG1028A	FRONT SCRAPER (50)	1	
24	MBG1029A	FRONT SCRAPER (55)	1	
24	MBG1030A	FRONT SCRAPER (60)	1	
25	MBG1031	LOCATOR	2	
26	A141490	PIN, 6 x 28	2	

* Not Illustrated

RANSOMES GREENS SUPER

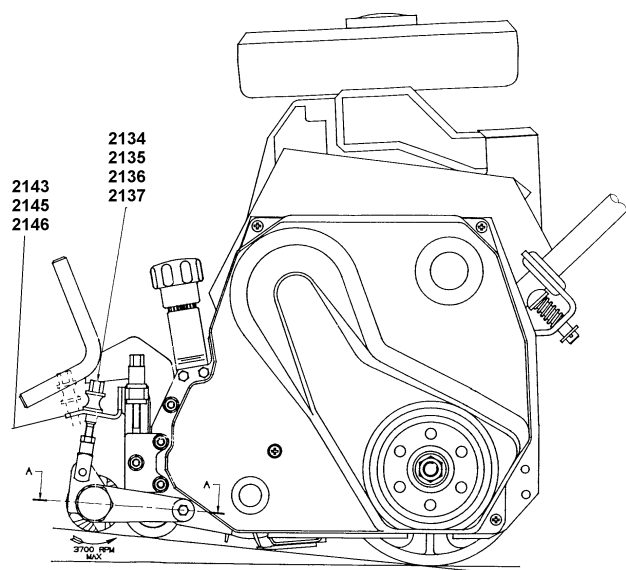
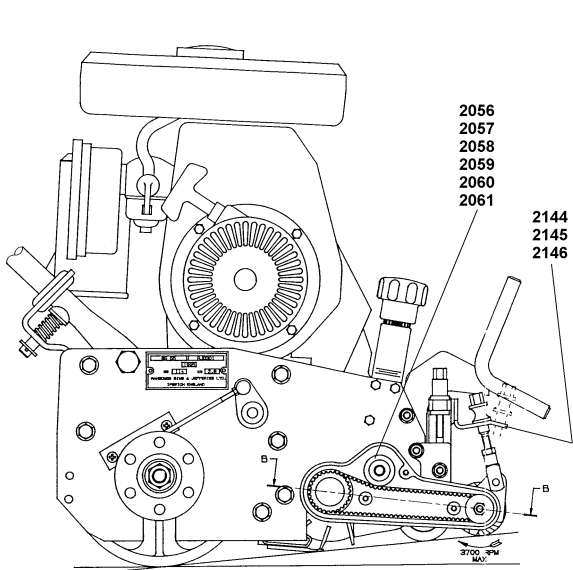
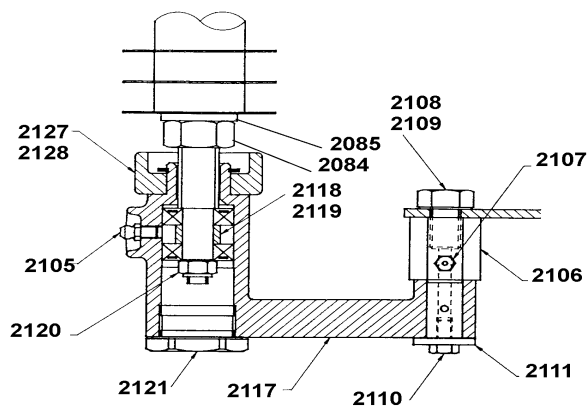
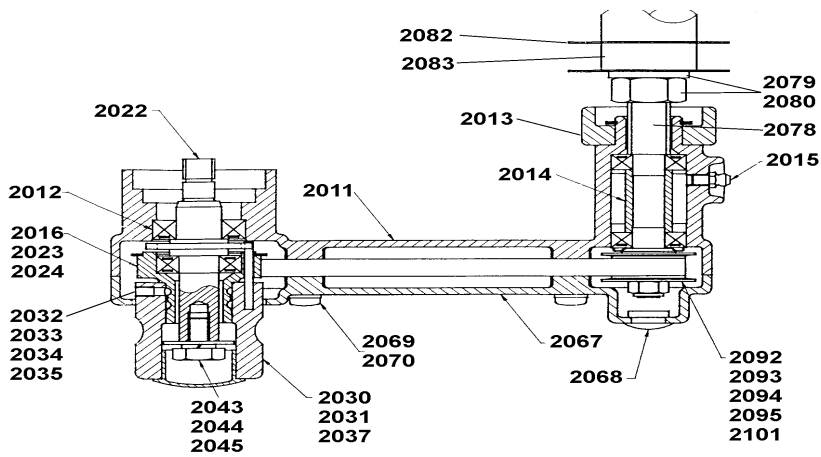



GS-13
Grassbox and Brackets

ITEM	RANSOMES PART NO	DESCRIPTION 	QTY	REMARKS
9100	MBF0754	WLDMT-CATCHER ARM	2	
9101	452565	BOLT, M8 x 30, SQ NECK	2	
9102	A102900	BOLT, M8 x 20	2	
9103	450390	WASHER, M8	4	
9104	450378	NUT, M8 NYLOC	4	
1	A913450	GRASSBOX 50cm (20")	1	
1	A913451	GRASSBOX 56cm (22")	1	
1	A913452	GRASSBOX 60cm (24")	1	

* Not Illustrated

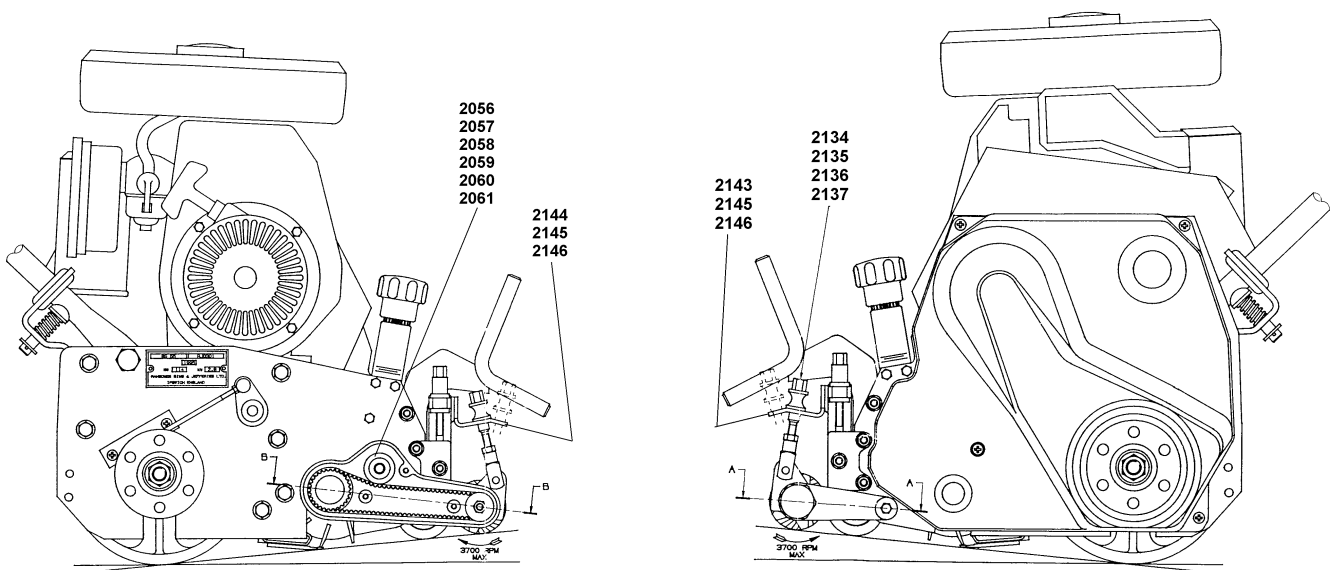
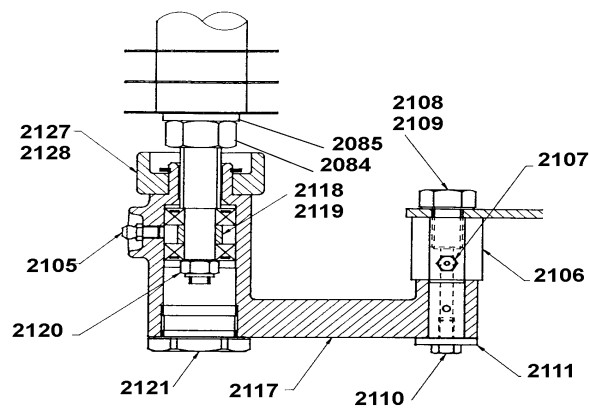
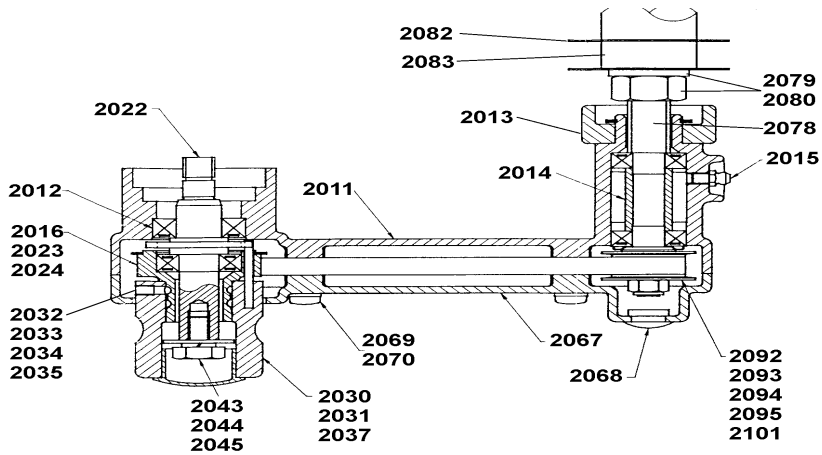
RANSOMES GREENS SUPER




ITEM	RANSOMES PART NO	DESCRIPTION 	QTY	REMARKS
2011	MBG1047A	DRIVE BELT HOUSING	1	
2012	A203929	BEARING, 17x35x10	1	
2013	A203927	BEARING, 12x28x8	2	
2014	A296006	SPACER	1	
2015	A299301	LUBRICATOR	2	
2016	A292500	TOLERANCE RING	1	
2022	MBG1087	DRIVE DISC	1	
2023	A203926	BEARING, 15x32x9	1	
2024	A917522	30T POWERGRIP GT PULLEY	1	
2029		LOCTITE, GD.635	0	
2030	MBC9262A	CLUTCH HANDWHEEL.	1	
2031	MBE0992	DOWEL PIN.	3	
2032	459000014	STEEL BALLS	2	
2033	A291111	COMPRESSION SPRING.	1	
2034	A291105	SPRING, 3.83 O/D X 7.8 LG	1	
2035	450950	SETSCREW, M5 x 6, CUP PNT	1	
2036		LOCTITE 243	0	
2037	A295258	PLUG (O28)	1	
2043	MBC9297	STOP.	1	
2044	MBE1137	SCREW	1	
2045	450411	S.L.WASHER, M8	1	
2056	MBC9627	COLLAR.	1	
2057	MBC9695	TENSIONER.	1	
2058	450172	SCREW, M6 x 25, HEX HD	1	
2059	450389	WASHER, M6	2	
2060	450377	NUT, M6 STAYTITE	1	
2061	H001746	BEARING	1	
2067	MBG1048	LID	1	
2068	A295327	GROMMET	1	
2069	450543	SCREW, M6 x 25, PAN HD	3	
2070	450389	WASHER, M6	3	
2078	MBG1058	GROOMER SHAFT, GS50	1	
2079	450327	NUT, M16	1	
2080	450393	WASHER, M16	1	
2081		LOCTITE, GD.635	0	
2082	A920286	GROOMER BLADE	32	
2083	A904252	SPACER, 35 O/D X 22 I/D X 14 TK	31	
2084	450327	NUT, M16	1	
2085	450393	WASHER, M16	1	
2086		LOCTITE 243	0	
2092	A228918	NILOS RING.	1	
2093	A917523	18T POWERGRIP GT PULLEY	1	
2094	452145	KEY, 4 x 4 x 12	1	
2095	450378	NUT, M8 STAYTITE	1	
2101	A492116	DRIVE BELT	1	


* Not Illustrated

RANSOMES GREENS SUPER




ITEM	RANSOMES PART NO	DESCRIPTION 	QTY	REMARKS
2106	MBF0435A	PIVOT PIN	1	
2107	A299301	LUBRICATOR	1	
2108	450239	SCREW, M12 x 20, HEX HD	1	
2109	450446	S.P.WASHER, M12 INT	1	
2110	450168	SCREW, M6 x 12, HEX HD	1	
2111	MBF0443	WASHER, GROOMER LINK	1	
2117	MBG1051	GROOMER LINK	1	
2118	A203927	BEARING, 12x28x8	2	
2119	A296012	SPACER	1	
2120	450378	NUT, M8 STAYTITE	1	
2121	MBC9544	PLUG.	1	
2127	A913310	WHEEL	2	
2128	452050	EXT CIRCLIP, 25 mm	2	
2134	MBF0448	ADJ SCREW, GROOMER	2	
2135	450324	NUT, M8	2	
2136	A194903	CLEVIS, M8	2	
2137	A149060	SPRING PIN	2	
2143	MBF0449A	GROOMER BRACKET LH	1	
2144	MBF0450A	GROOMER BRACKET RH	1	
2145	450168	SCREW, M6 x 12, HEX HD	4	
2146	450410	S.L.WASHER, M6	4	

* Not Illustrated

ITEM	RANSOMES PART NO	DESCRIPTION 	QTY	REMARKS
1	MBG1915	FAN HOUSING	1	
2	A894023	PULLEY 130T	1	
3	A915127	AIR DUCT	1	
4	A917524	PULLEY 29T	1	
5	MBF0545	PULLEY SPACER	4	
6	MBF0546	FAN DRIVESHAFT	1	
7	MBF0718	CARRIER PLATE W/A	2	
8	MBF0719	G-BOX BRKT W/A	2	
9	MBF0721	COVER POST	1	
10	MBF0729	MANIFOLD W/A	1	
11	MBG1373	ROLLER	2	
12	MBG1374A	PEDESTAL HSG (TOP)	1	
13	MBG1375	PEDESTAL HSG (BOTTOM)	1	
14	MBG1603	INTAKE GUARD	1	
15	MBG1620	ADJUSTER PLATE	2	
16	MBG1776	CLAMP RING	1	
17	MBG1810	MOUNTING BOSS	1	
50	A203600	BEARING, 10x30x9	2	
51	A492117	GATES POWERGRIP HTD BELT	1	
52	A292050	DISC SPRING	2	
53	450011	BOLT, M6 x 80, HEX HD	3	
54	450193	SCREW, M8 x 30, HEX HD	2	
55	450357	NUTSERT, M6 A-K 1ST GRIP	2	
56	450377	NUT, M6 STAYTITE	2	
57	450378	NUT, M8 STAYTITE	4	
58	450389	WASHER, M6	13	
59	450390	WASHER, M8	4	
60	450542	SCREW, M6 x 20, PAN HD	2	
61	450620	SCREW, M6 x 20, CSK HD	2	
62	451126	SCREW, No.6 x 9.5, PAN HD	3	
63	451380	SPIROL PIN, 3 x 20	1	
64	452564	BOLT, M8 x 25, SQ NECK	2	
65	452683	SCREW, M5 x 10, HEX TAPTITE	6	

* Not Illustrated



World Class Quality, Performance and Support

Equipment from Textron Turf Care and Specialty Products is built to exacting standards ensured by ISO 9001 registration at all our manufacturing locations.

A worldwide dealer network and factory-trained technicians backed by Textron Parts Xpress provide reliable, high-quality product support.



BOB-CAT BUNTON CUSHMAN JACOBSEN RANSOMES RYAN

Ransomes Jacobsen Limited

Central Avenue, Ransomes Europark, Ipswich, England, IP3 9QG

English Company Registration No. 1070731

www.textronsolutions.com