

Parts Catalog

JACOBSEN

TEXTRON

Sand Scorpion® G


Product No. 88005
Serial No. 1601 and Up

Sand Scorpion® D

Product No. 88007
Serial No. 1601 and Up

Rake Attachment

Product No. 88014
Serial No. 1601 and Up

 **Warning:** *If incorrectly used, this machine can cause severe injury. Those who use and maintain the machine should be trained in its proper use, warned of its dangers and should read the entire manual before attempting to set up, operate, adjust or service the machine.*



To Order Parts

1. Write your **full** name and **complete** address on the order.
2. Explain where and how to make shipment.
3. Give product number, name and serial number that is stamped on the name plate or serial plate of your product.
4. Order by the quantity desired, the part number, and description of the part as given in the parts list.
5. Send or bring the order to an authorized Jacobsen Distributor.
6. Inspect all shipments on receipt. If any parts are damaged or missing, file a claim with the carrier before accepting.
7. Do not return material without a letter of explanation, listing the parts being returned. Transportation charges must be prepaid.

Use of other than Jacobsen authorized parts will void the warranty.

Table of Contents

1.1 . . . Decals	4	21.1 . . Gas Oil Cooler Hydraulics	44
2.1 . . Hood	6	22.1 . . Diesel Oil Cooler Hydraulics	45
3.1 . . Gas Instrument Panel	8	23.1 . . Gas Traction Hydraulics	46
4.1 . . Diesel Instrument Panel	10	24.1 . . Diesel Traction Hydraulics	47
5.1 . . Frame	12	25.1 . . Lift Bail	48
6.1 . . Accelerator Pedal	14	26.1 . . Lift Bail Hydraulics	50
7.1 . . Brake Pedals	16	27.1 . . Rear Traction Wheels	51
8.1 . . Brake Cables	18	28.1 . . Clamping	52
9.1 . . Lower Steering	20	29.1 . . Gas Electrical Routing	54
10.1 . . Upper Steering	22	30.1 . . Diesel Electrical Routing	55
11.1 . . Gas Engine and Pump	24	31.1 . . Seat Assembly	56
12.1 . . Gas Air Cleaner, Oil Filter and Oil Cooler .	26	32.1 . . Brake Calipers	57
13.1 . . Engine and Hydro Mounting - Diesel . . .	28	33.1 . . Front Wheel Motor	58
14.1 . . Diesel Radiator	30	34.1 . . Rear Wheel Motor	59
15.1 . . Diesel Filter Bracket	32	35.1 . . Hydraulic Pump	60
16.1 . . Controls - Diesel	34	36.1 . . Trap Rake	62
17.1 . . Fuel Routing	36	37.1 . . Electrical Schematic	64
18.1 . . Gas Traction Control	38	38.1 . . Hydraulic Schematic	65
19.1 . . Diesel Traction Control	40		
20.1 . . Tanks and Filter	42		

Suggested Stocking Guide

To Keep your Equipment fully operational and productive, Jacobsen suggests you maintain a stock of the more commonly used maintenance items. We have included part numbers for additional support materials and training aids. A more complete listing of accessories and attachments can be found in your operator's manual.

To order any of the following material:

1. Write your full name and complete address on your order form.
2. Explain where and how to make shipment:
 - UPS
 - Regular Mail
 - Overnight
 - 2nd Day
3. Order by the quantity desired, the part number, and the description of the part.
4. Send or bring the order to your authorized Jacobsen Distributor.

Service Parts

Qty.	Part No.	Description	Qty.	Part No.	Description
	5000436	Gas Fuel Filter		550489	Diesel Fuel Filter Element
	5000440	Gas Engine Oil Filter		5002644	Diesel Engine Oil Filter
	5000441	Gas Engine Air Filter Element		5000913	Diesel Air Cleaner
	5000913	Gas External Air Filter Element		5000039	Ignition Key
	549597	Hydraulic Oil Filter			
	5001405	Hydraulic Oil (Two 2-1/2 Gallon Bottles)			
	5001404	Hydraulic Oil (5 Gallon Pail)			

Service Support Material

Qty.	Part No.	Description
	3007800	Operator's Manual
	3007801	Parts Catalog

Qty.	Part No.	Description
	3004386	Parts Catalog - Kubota D662-B Engine
	5002907	Operator Training Video

How To Use This Manual

Abbreviations

N/S - Not serviced separately, can only be obtained by ordering main component or kit.

AR - Variable quantity or measurement is required to obtain correct adjustment.

Symbols such as * , next to the item number, indicate that a note exists which contains additional information important in ordering that part.

Indented items

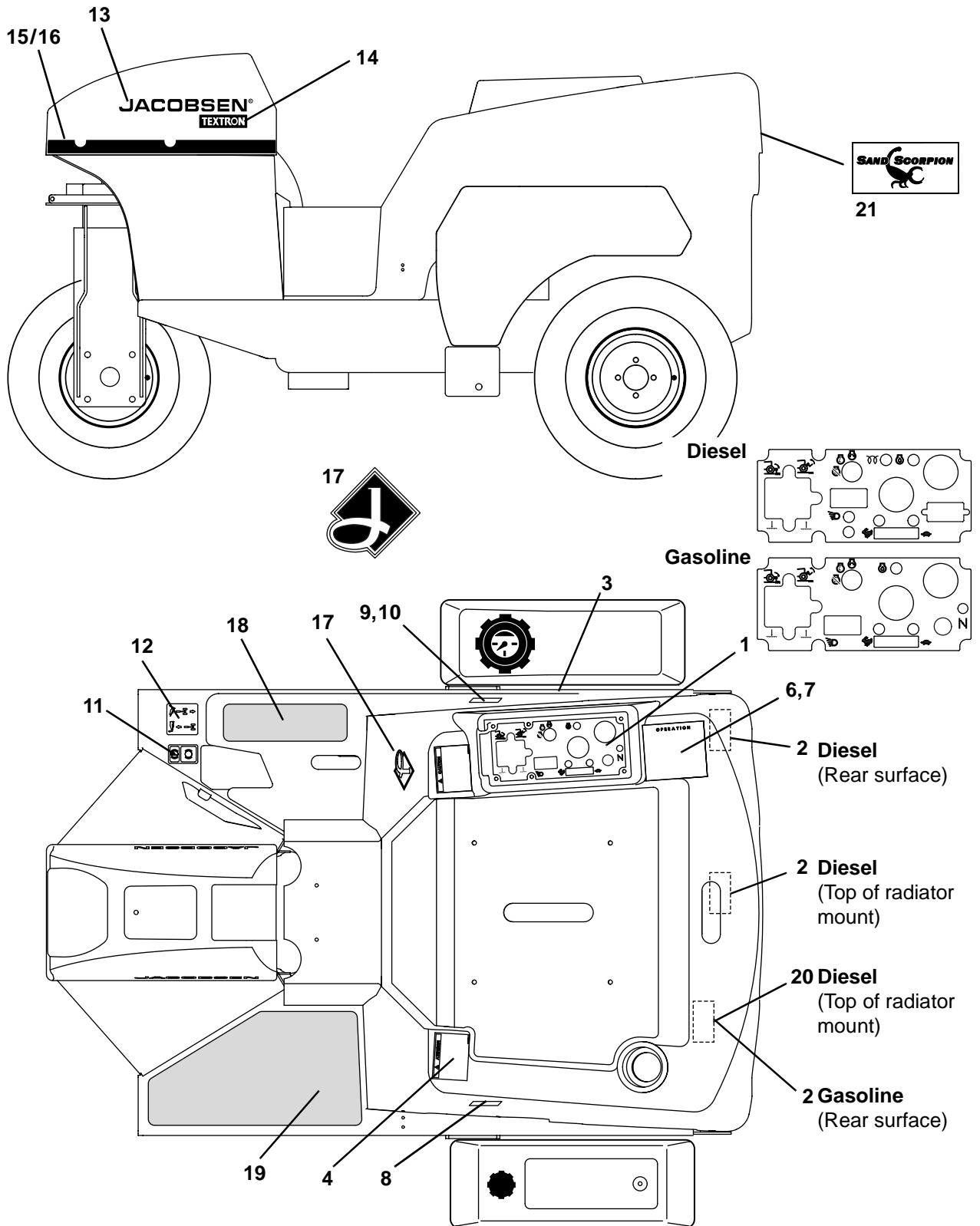
Indented items indicate component parts that are included as part of an assembly or another component. These parts can be ordered separately or as part of the main component.

Item	Part No.	Qty	Description	Serial Numbers/Notes
* 1	123451	1	Mount, Valve	Indicates a piece part includes Items 2 and 3 Service part included with item 2 Non-serviced part included with item 2
2	23414	1	Valve, Lift	
3	45635	1	Handle	
4	N/S	1	Seal Kit	
5	306544	1	Screw, 1/4-20 x 2" Hex Head	

HYDRAULIC SAND SCORPION

1.1 Decals

Serial No. All



HYDRAULIC SAND SCORPION

⚠ ATENCION

- No opere esta maquina sin previo entrenamiento, instruccion y sin haber leido el manual de operacion.
- Tenga todas las guardas en su lugar y piezas bien aseguradas.
- Neutralice todas las velocidades y apague el motor antes de vaciar los recolectores de pasto, darle servicio, limpiar, ajustar y desarmar la maquina.
- Mantenga las manos, los pies y ropa suelta lejos de piezas en movimiento.
- No deberan transportar pasajeros si no existe un asiento para ellos.
- Si no sabe leer ingles, pida que alguien le lea las calcomanias de avisos y los manuales de instruccion y operacion.

4

⚠ CAUTION

- Read operators manual before operating machine.
- Keep all shields in place and hardware securely tightened.
- Before you clean, adjust or repair this equipment, disengage all drives, engage parking brake and stop engine.
- Keep hands, feet and clothing away from moving parts.
- Never carry passengers.
- Keep bystanders away

5

<p>⚠ DANGER</p> <p>To prevent injury:</p> <ul style="list-style-type: none"> Always connect red battery cable to the positive (+) post FIRST and the black cable to negative (-) post LAST. When removing the battery always remove negative (-) cable FIRST and positive (+) cable LAST. Avoid contact with battery acid. Keep sparks and flames away from the battery. Do not short circuit battery posts. Do not touch frame or negative terminal when working on positive terminal. 	<p>⚠ CAUTION</p> <p>To install the battery:</p> <ol style="list-style-type: none"> Install the battery with terminals toward frame center. Secure battery to support. Connect positive (+) (red) FIRST. Connect negative (-) (black) LAST. <p>To use jumper cables:</p> <ol style="list-style-type: none"> Stop the engine on vehicle with good battery. Connect RED cable to positive (+) terminal on good battery and positive (+) terminal on discharged battery. Connect the BLACK cable from negative (-) terminal on good battery to frame of vehicle with discharged battery. Start the engine.
---	---

3



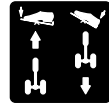
10



9



11



12

⚠ WARNING

To prevent burns, do not touch muffler or muffler shield. Temperatures may exceed 150° F (66° C)

2

⚠ WARNING

RADIATOR TUBE MAY EXCEED 150°F

20

USE JACOBSEN HYDRAULIC FLUID SEE MANUAL FOR SPECIFICATIONS

8

OPERATION
READ MANUAL BEFORE OPERATING
MANUALS AVAILABLE FROM: JACOBSEN/TEXTRON, RACINE, WI.

To Start	To Drive / Transport	To Rake
<ol style="list-style-type: none"> Parking Brake ...On Set throttle at slow Turn Key Switch to start position 	<ol style="list-style-type: none"> Parking Brake ...Off Raise implement. Set throttle to fast. Depress the front of the traction control for desired Speed. 	<ol style="list-style-type: none"> Transport to work area. Lower attachment. Depress the front of the traction control for desired speed.
To Stop	Specifications	
<ol style="list-style-type: none"> Return traction control to neutral. Set parking brake. Set throttle at slow Turn key switch to off and remove key. 	Operating weight389 kgs. 855 Lbs. Horsepower11.9 kW at 3600 RPM 16 HP	

⚠ CAUTION

Do not tow more than 500 lbs. or put more than 200 lbs. vertical load on hitch.
Enter and exit sand bunkers at their flattest point.
Avoid sharp turns, quick starts and sudden reverse to forward motion, especially on hills.

6

OPERATION
READ MANUAL BEFORE OPERATING
MANUALS AVAILABLE FROM: JACOBSEN/TEXTRON, RACINE, WI.

To Start	To Drive / Transport	To Rake
<ol style="list-style-type: none"> Parking Brake ...On Set throttle at slow Activate glow plug switch for 3 to 5 seconds. Then Turn key switch to start position, while still holding glow plug switch. 	<ol style="list-style-type: none"> Parking Brake ...Off Raise implement. Set throttle at fast. Depress the front of the traction control for desired speed. 	<ol style="list-style-type: none"> Transport to work area. Lower attachment. Depress the front of the traction control for desired speed.
To Stop	Specifications	
<ol style="list-style-type: none"> Return traction control to neutral. Set parking brake. Set throttle at slow Turn ignition to off and remove key. 	Operating weight443 kgs. 975 Lbs. Horsepower14.2 kW at 3600 RPM 19 HP	

⚠ CAUTION

Do not tow more than 500 lbs. or put more than 200 lbs. vertical load on hitch.
Enter and exit sand bunkers at their flattest point.
Avoid sharp turns, quick starts and sudden reverse to forward motion, especially on hills.

7

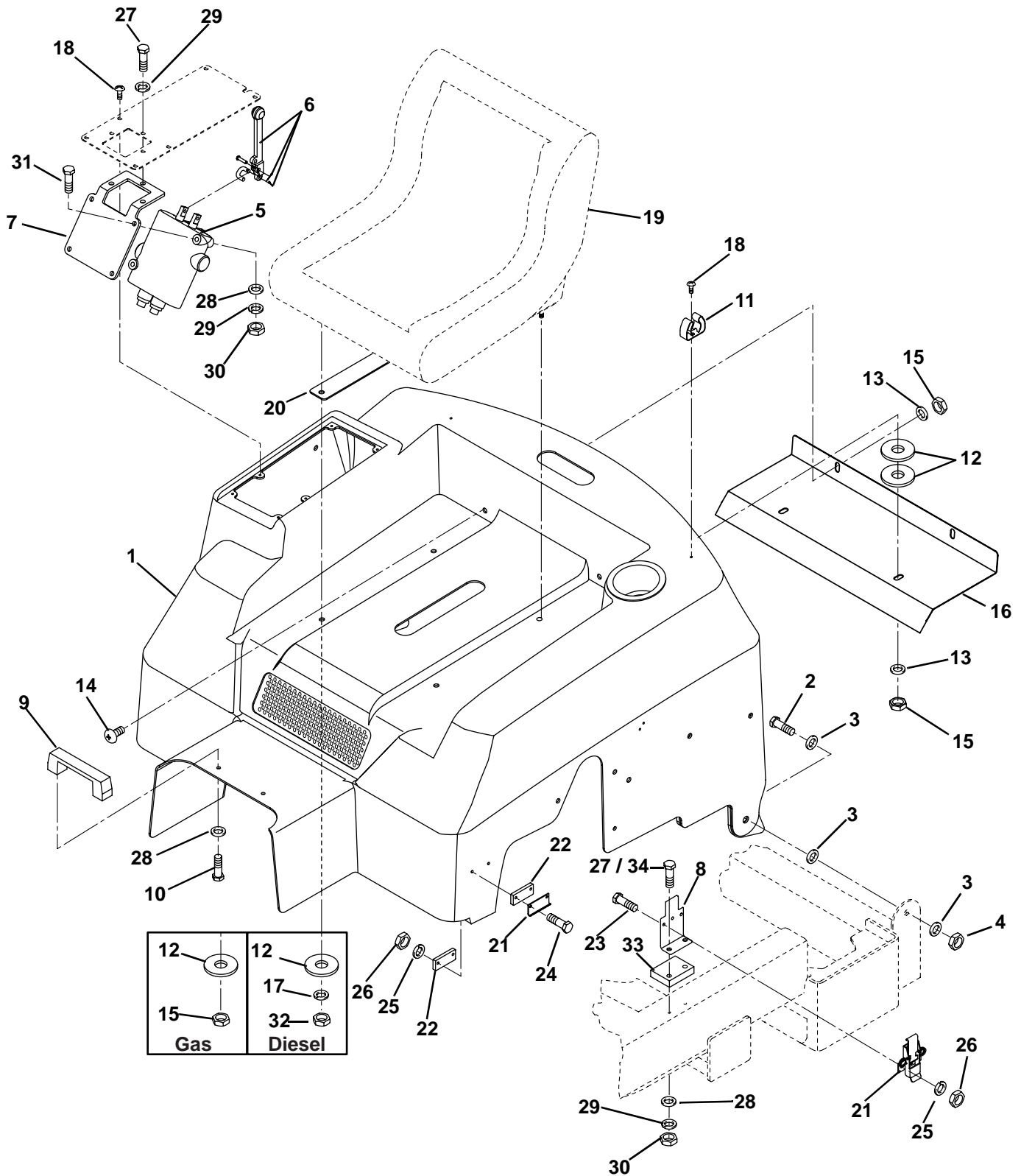
Item	Part No.	Qty	Description	Serial Numbers / Notes
1	3009155	1	Decal, Control Panel	Gas Units
1	3009443	1	Decal, Control Panel	Diesel Units
2	339237	AR	Decal, Muffler Warning	
3	336640	1	Decal, Battery	
4	340830	1	Decal, Spanish Caution	
5	361854	1	Decal, Caution	
6	3007689	1	Decal, Operating Instructions	Gas Units
7	3009752	1	Decal, Operating Instructions	Diesel Units
8	352487	1	Decal, Hydraulic Fluid	
9	3002308	1	Decal, Fuel	Gas Units
10	3002309	1	Decal, Fuel	Diesel Units
11	3007056	1	Decal, Brake	
12	3007863	1	Decal, Accelerator	
13	3007503	2	Decal, Jacobsen 10"	
14	3007512	2	Decal, Textron 3-11/16"	
15	3007871	1	Decal, Left Stripe	
16	3007887	1	Decal, Right Stripe	
17	3007129	1	Emblem, Diamond J	
18	3007878	1	Pad, Right Foot	
19	3007879	1	Pad, Left Foot	
20	364661	1	Decal, Warning, Radiator	Diesel Units Only
21	3010228	1	Decal, Sand Scorpion	

> Change from previous revision

HYDRAULIC SAND SCORPION

2.1 Hood

Serial No. All



RG-6

HYDRAULIC SAND SCORPION

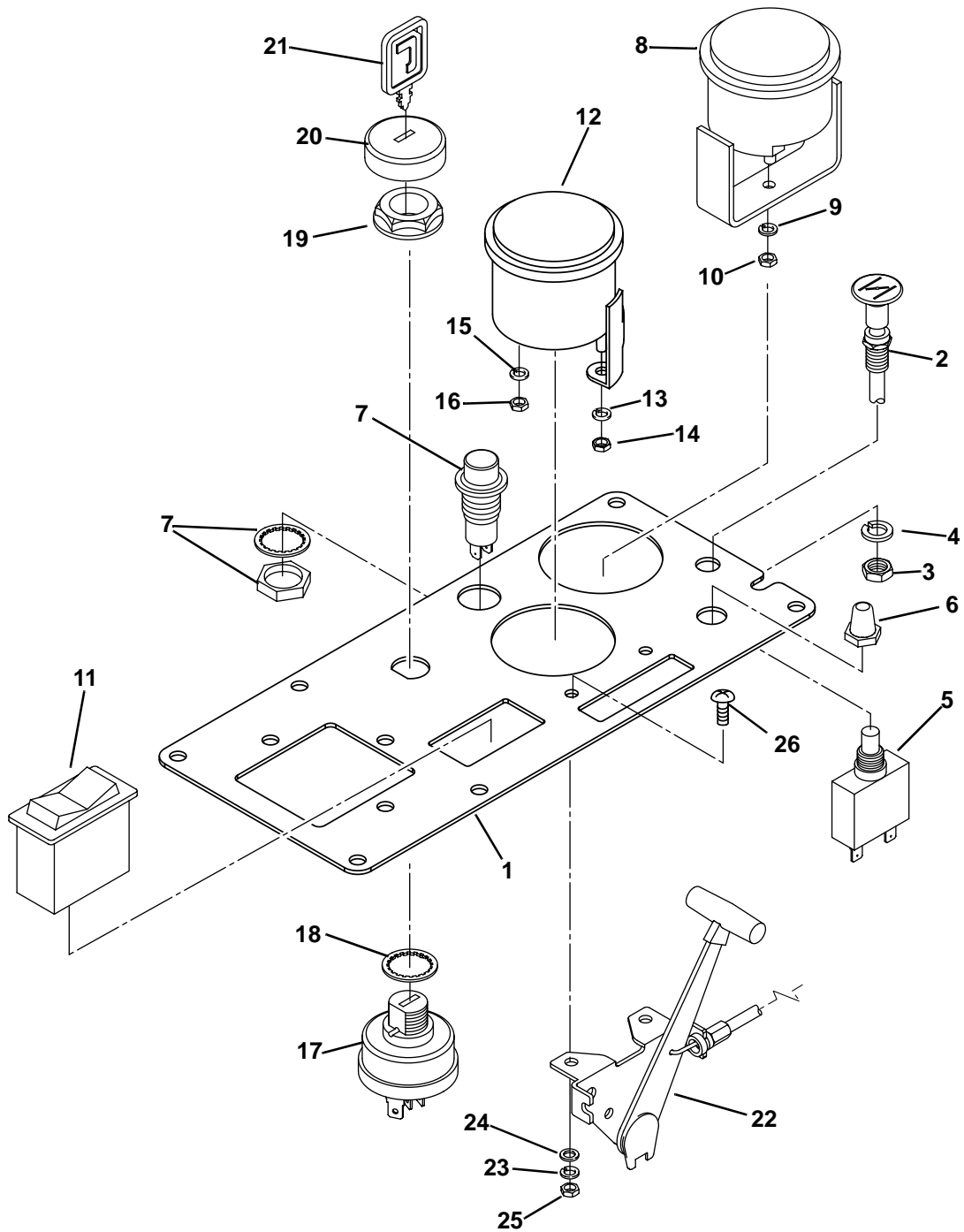
Item	Part No.	Qty.	Description	Serial Numbers/Notes
1	5003194	1	Hood	
	3004496	1	• Cup Holder	
2	400410	2	Screw, 1/2-13 x 1-3/4" Hex Head	
3	452012	6	Flat Washer, 1/2	
4	444758	2	Nut, 1/2-13 Hex Grip	
5	1002479	1	Valve, Control	
	5003107	1	• Seal Kit	
6	1002478	1	Handle, Valve	
7	1004201	1	Mount, Valve	
8	3009753	2	Bracket, Latch	
9	1003391	1	Handle, Grab	
10	N/S	2	• Screw, M6 x 32mm	
11	3008369	2	Holder, Rake	
12	319755	AR	Flat Washer, 5/16 Oversize	
13	452006	4	Flat Washer, 5/16	Gas Units Only
14	404068	2	Screw, 5/16-18 x 3/4" Truss Head	Gas Units Only
15	444718	6	Lock Nut, 5/16-18 Hex	Gas Units Only
16	3010067	1	Shield, Muffler	Gas Units Only
17	446134	4	Lockwasher, 5/16	Diesel Units Only
18	416909	8	Screw, #10 x 1/2 C/R Pan Head	
19	-		Seat Assembly	See 31.1
20	3009074	2	Plate, Seat	
21	163955	2	Latch, Tension	
22	3009156	4	Plate, Latch	
23	403856	6	Screw, #8-32 x 3/8" Hex Head	
24	402066	4	Screw, #8-32 x 1" Hex Head	
25	446112	10	Lockwasher, #8	
26	444306	10	Nut, #8-32 Hex	
27	400108	AR	Screw, 1/4-20 x 7/8" Hex Head	
28	452004	8	Flat Washer, 1/4	
29	446130	9	Lockwasher, 1/4	
30	443102	6	Nut, 1/4-20 Hex	
31	400122	2	Screw, 1/4-20 x 2-1/4" Hex Head	
32	443106	4	Nut, 5/16-18 Hex	Diesel Units Only
33	3009899	2	Spacer, Hood	Diesel Units Only
34	400114	4	Screw, 1/4-20 x 1-1/4" Hex Head	Diesel Units Only

> Change from previous revision

HYDRAULIC SAND SCORPION

3.1 Gas Instrument Panel

Serial No. 88005 - All



HYDRAULIC SAND SCORPION

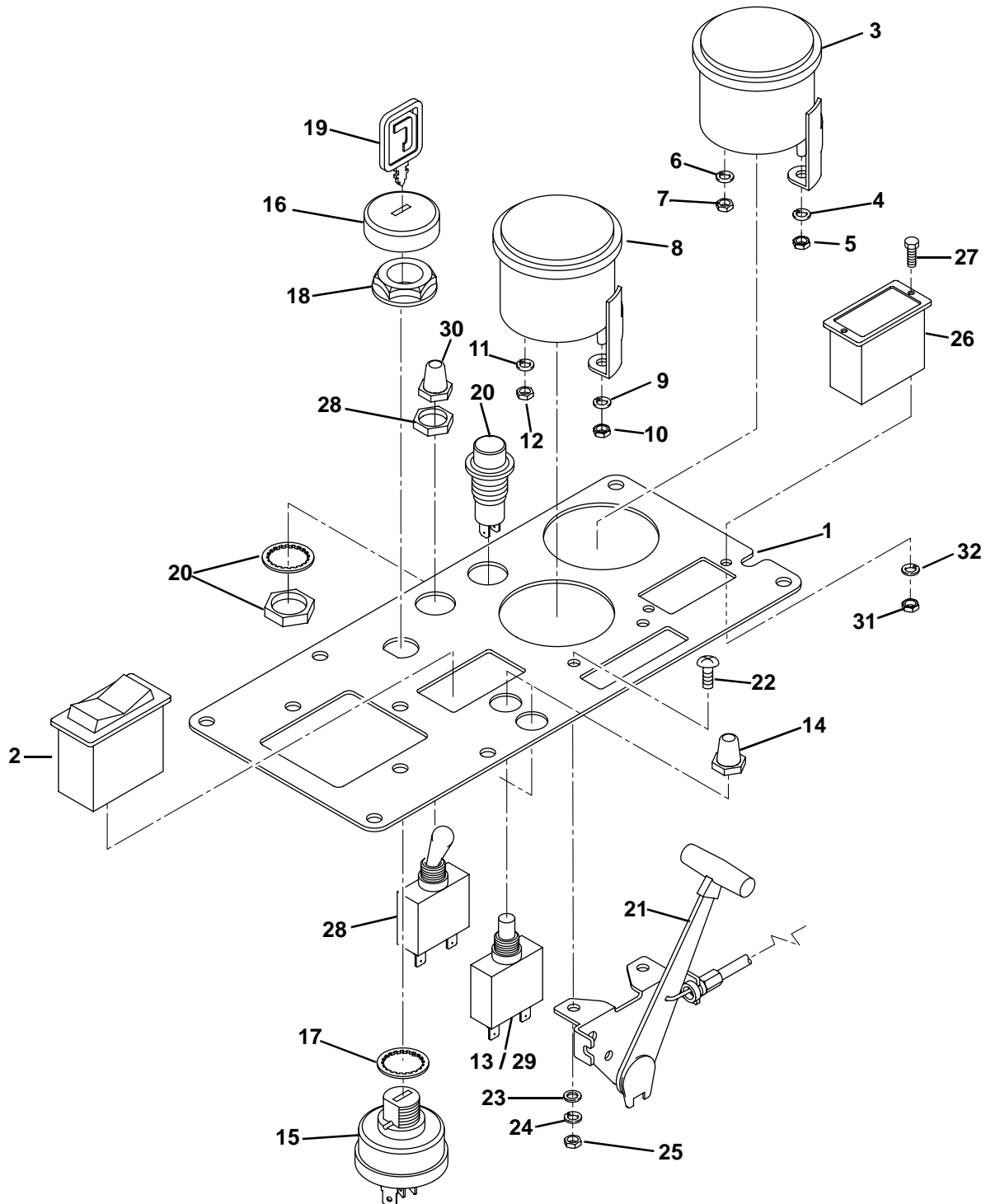
Item	Part No.	Qty.	Description	Serial Numbers/Notes	
	1	3009154	1	Panel, Instrument	
	2	1000373	1	Cable, Choke	
	3	443112	1	Nut, 3/8-24 Hex	
	4	446140	1	Lockwasher, 3/8	
>	5	340752	1	Breaker, Circuit	
	6	364774	1	Boot, Protective	
>	7	164194	1	Indicator, Oil Light	
	8	162723	1	Gauge, Hour Meter	
	9	447006	1	• Lockwasher, #10 External Tooth	
	10	444310	1	• Nut, #10-24 Hex	
	11	3006436	1	Switch, Rocker	
	12	162721	1	Gauge, Voltmeter	
	13	447206	2	• Lockwasher, #8 Internal Tooth	
	14	444306	2	• Nut, #8-32 Hex	
	15	447002	2	• Lockwasher, #6 External Tooth	
	16	444304	2	• Nut, #6-32 Hex	
	17	1001958	1	Switch, Ignition	
	18	N/S	1	• Lockwasher, 5/8	
	19	5002102	1	• Nut, 5/8-32 Black Nylon	
	20	5002101	1	• Bezel, Slotted Rubber	
	21	5000039	2	• Key, Ignition	
	22	2810684	1	Cable, Throttle	
	23	446116	2	Lockwasher, #10	
	24	452002	2	Flat Washer, #10	
	25	444310	2	Nut, #10-24 Hex	
	26	403745	2	Screw, #10-24 x 5/8" Hex Head	

> Change from previous revision

HYDRAULIC SAND SCORPION

4.1 Diesel Instrument Panel

Serial No. 88007 - All



HYDRAULIC SAND SCORPION

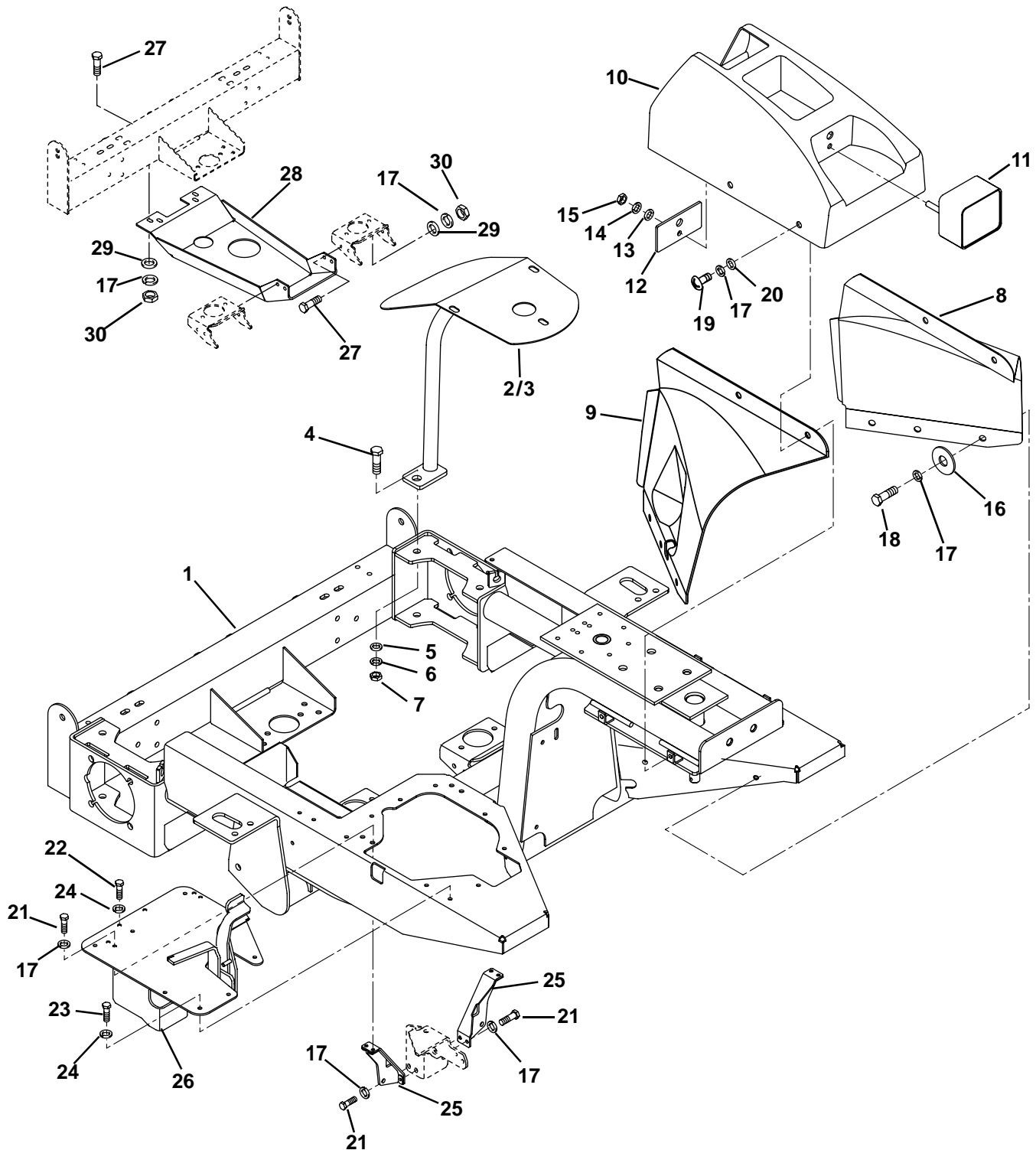
Item	Part No.	Qty.	Description	Serial Numbers/Notes
1	3009380	1	Panel, Instrument	
2	3006436	1	Switch, Rocker	
3	162721	1	Gauge, Voltmeter	
4	447206	2	• Lockwasher, #8 Internal Tooth	
5	444306	2	• Nut, #8-32 Hex	
6	447002	2	• Lockwasher, #6 External Tooth	
7	444304	2	• Nut, #6-32 Hex	
8	162720	1	Gauge, Water Temperature	
9	447206	2	• Lockwasher, #8 Internal Tooth	
10	444306	2	• Nut, #8-32 Hex	
11	447002	2	• Lockwasher, #6 External Tooth	
12	444304	2	• Nut, #6-32 Hex	
13	340752	1	Breaker, Circuit 20 Amp	
14	364774	2	Boot, Protective	
15	1001958	1	Switch, Ignition	
16	5002101	1	• Bezel, Slotted Rubber	
17	N/S	1	• Lockwasher	
18	5002102	1	• Nut, 5/8-32 Black Nylon	
19	5000039	2	• Key, Ignition	
20	164194	1	Indicator, Oil Light	
21	1004388	1	Cable, Throttle Control	
22	403745	2	Screw, #10-24 x 5/8 Hex Head	
23	452002	2	Flat Washer, #10	
24	446116	2	Lockwasher, #10	
25	444310	2	Nut, #10-24 Hex	
26	1985041	1	Gauge, Hour Meter	
27	402006	2	Screw, #6-32 Hex	
28	363961	1	Switch, Toggle	
29	3000359	1	Breaker, Circuit 50 Amp	
30	363962	1	Boot, Toggle Switch	
31	444304	2	Nut, #6-32 Hex	
32	446106	2	Lockwasher, #6	

> Change from previous revision

HYDRAULIC SAND SCORPION

5.1 Frame

Serial No. All



RG-5

HYDRAULIC SAND SCORPION

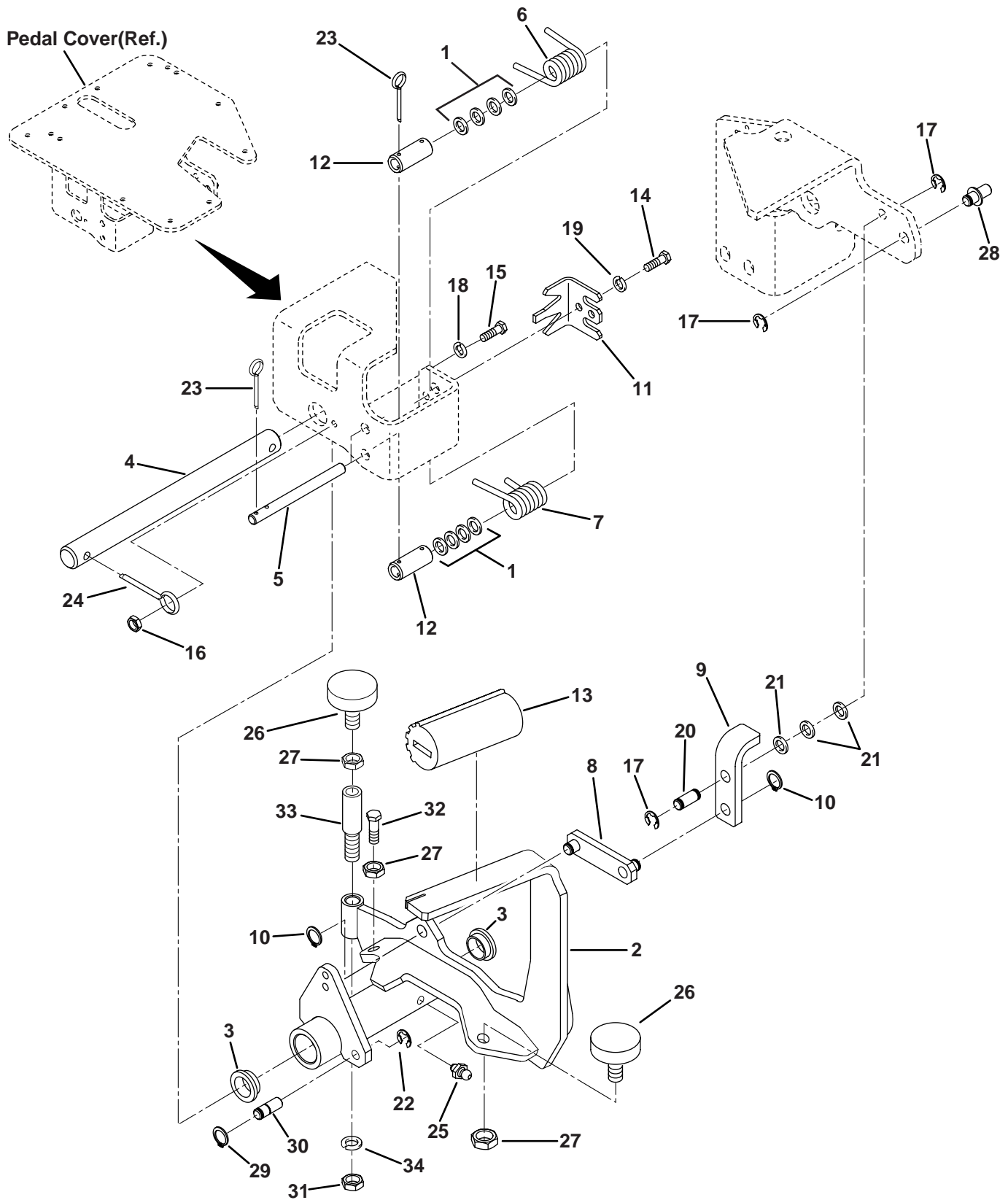
Item	Part No.	Qty.	Description	Serial Numbers/Notes
1	1004171	1	Frame, Hydraulic	
2	1003673	1	Mount, Left Hand Tank	
3	1003674	1	Mount, Right Hand Tank	
4	400406	2	Screw, 1/2-13 x 1-1/4" Hex Head	
5	453017	2	Flat Washer, 1/2	
6	446152	2	Lockwasher, 1/2	
7	443118	2	Nut, 1/2-13 Hex	
8	3007119	1	Cover, Front Left	
9	3007118	1	Cover, Front Right	
10	3007107	1	Cover, Front	
11	1004776	1	Head Light	
	5000527	1	• Bulb, Replacement	
12	3007358	1	Plate, Light Support	
13	453011	1	Flat Washer, 3/8	
14	446140	1	Lockwasher, 3/8	
15	443110	1	Nut, 3/8-16 Hex	
16	319755	6	Flat Washer, 5/16 Oversize	
17	446134	AR	Lockwasher, 5/16	
18	400184	6	Screw, 5/16-18 x 3/4" Hex Head	
19	404068	4	Screw, 5/16-18 x 3/4" Truss Head	
20	452006	4	Flat Washer, 5/16	
21	400188	6	Screw, 5/16-18 x 1" Hex Head	
22	400112	3	Screw, 1/4-20 x 1" Hex Head	
23	400108	6	Screw, 1/4-20 x 3/4" Hex Head	
24	446130	9	Lockwasher, 1/4 Heavy	
25	1003698	2	Pedal Support	
26	1003112	1	Pedal Cover Assembly	
27	400186	8	Screw, 5/16-18 x 7/8" Hex Head	Diesel Units Only
28	3009731	1	Skid Plate	Diesel Units Only
29	453009	8	Flat Washer, 5/16	Diesel Units Only
30	443106	8	Nut, 5/16-18 Hex	Diesel Units Only

> Change from previous revision

HYDRAULIC SAND SCORPION

6.1 Accelerator Pedal

Serial No. All



RE-5

HYDRAULIC SAND SCORPION

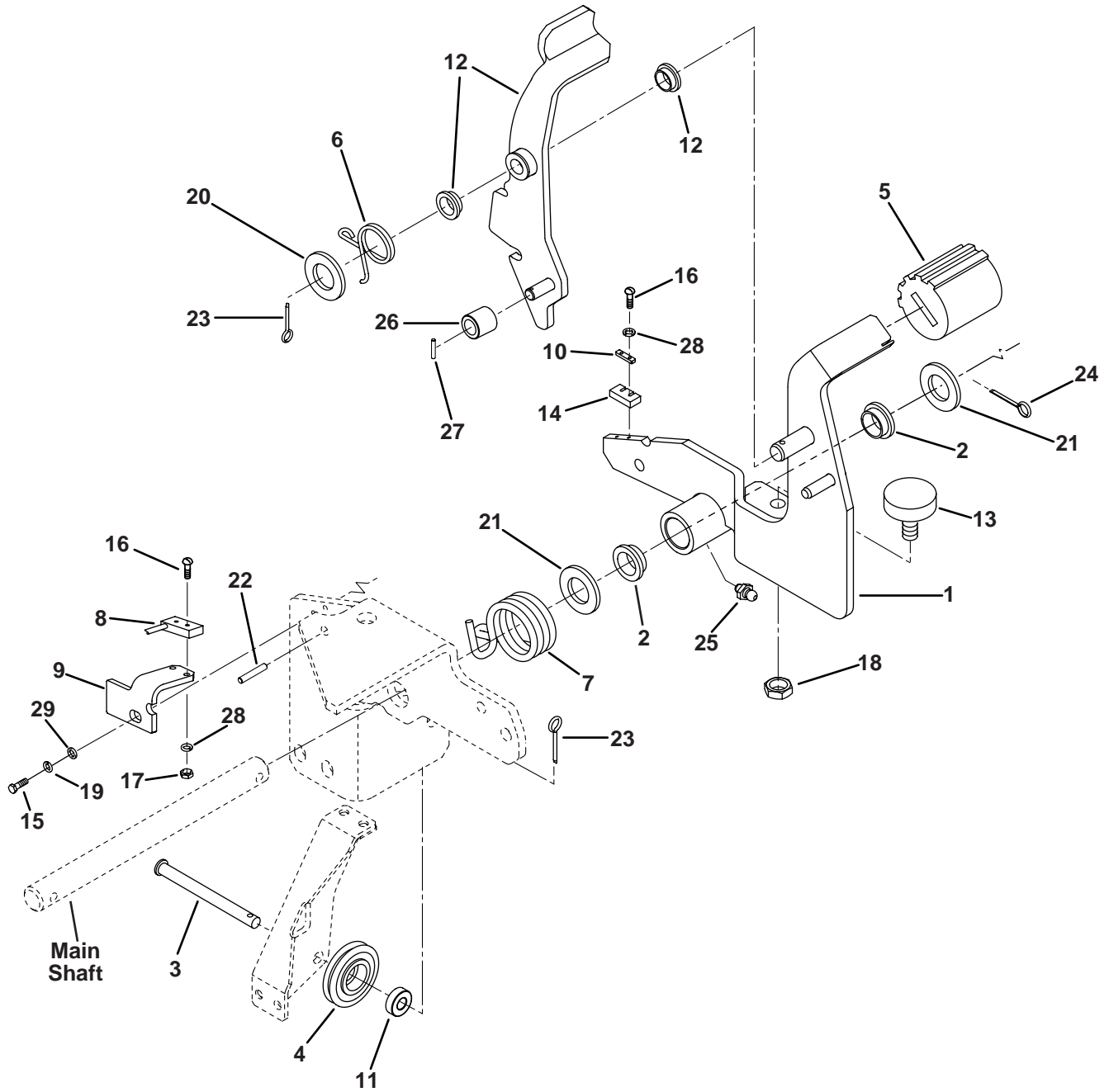
Item	Part No.	Qty.	Description	Serial Numbers/Notes
1	453009	8	Flat Washer, 5/16	
2	1003117	1	Pedal, Traction	
3	352726	2	• Bushing	
4	3006750	1	Shaft, Main	
5	3006785	2	Mandrel, Spring	
6	3006941	1	Spring, L.H. Torsion	
7	3006942	1	Spring, R.H. Torsion	
8	1003923	1	Link, Top	
9	3007627	1	Link, Kick Out	
10	3008690	2	Retaining Ring, 3/8 External	
11	3007629	1	Plate, Centering	
12	3007637	2	Tube, Spacer Standoff	
13	3003475	1	Grip, Pedal	
14	403578	2	Screw, #10-24 x 1" Hex Head	
15	403741	1	Screw, #8-32 x 5/8" Hex Head	
16	444306	1	Nut, #8-32 Hex	
17	3008492	3	Retaining Ring, 3/8 Ext. Bowed	
18	446110	1	Lockwasher, #8	
19	446116	2	Lockwasher, #10	
20	3008495	1	Pivot Pin, Main Kickout	
21	453011	3	Flat Washer, 3/8	
22	3008493	1	Retaining Ring, 5/16 Ext. Bowed	
23	460022	2	Cotter Pin, 3/32 x 1-3/4"	
24	460050	1	Cotter Pin, 3/16 x 1-1/4"	
25	471226	1	Grease Fitting, Str. 1/4"	
26	354989	2	Stop, Rubber	
27	443112	3	Nut, 3/8-24 Hex	
28	3009597	1	Pin, Parking Brake Latch	
29	3008527	1	Retaining Ring, 5/16 Truarc	
30	3008497	1	Pin, Centering Stop	
31	443110	1	Nut, 3/8-16 Hex	
32	400302	1	Screw, 3/8-24 x 1-1/2" Hex Head	
33	3009023	1	Riser, Reverse Pedal	
34	446142	1	Lockwasher, 3/8 Heavy	

> Change from previous revision

HYDRAULIC SAND SCORPION

Serial No. All

7.1 Brake Pedals



RE-6

HYDRAULIC SAND SCORPION

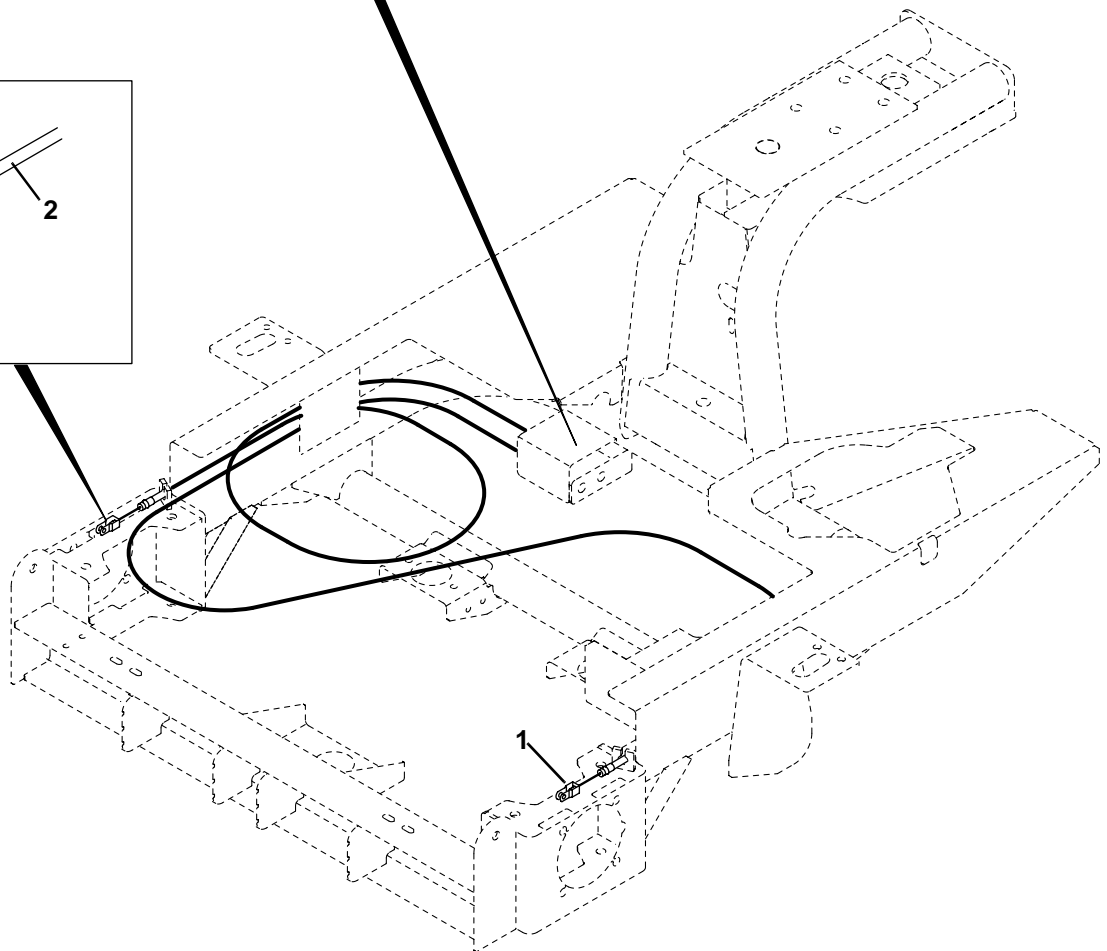
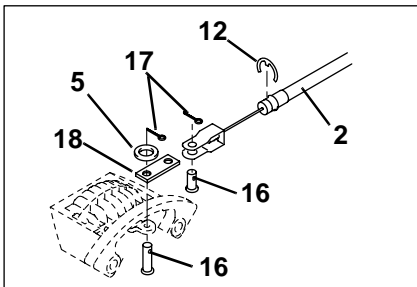
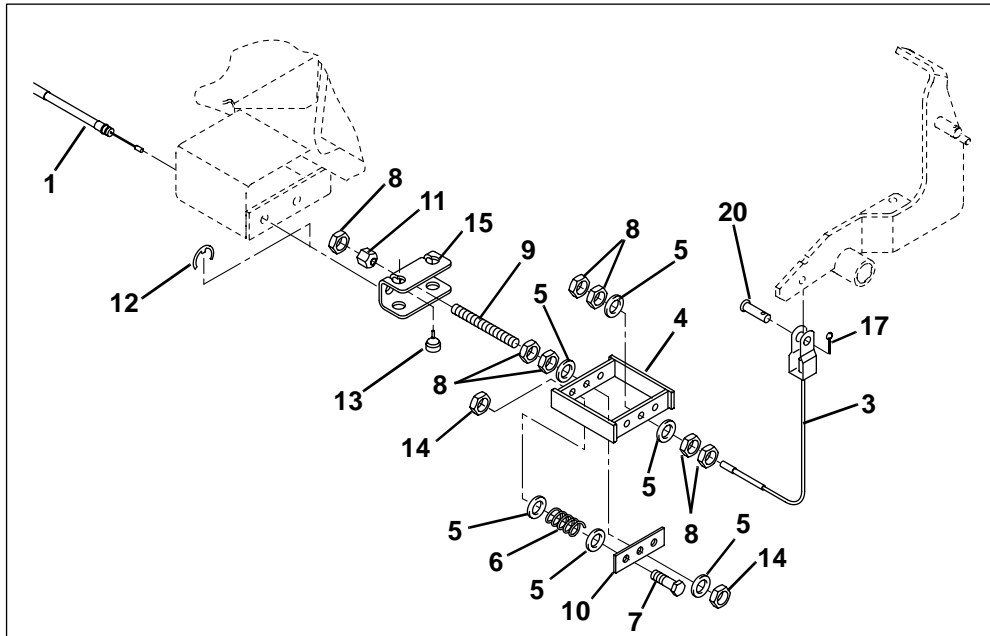
Item	Part No.	Qty.	Description	Serial Numbers/Notes
1	1003121	1	Pedal, Brake	
2	352726	2	• Bushing	
3	461475	1	Clevis Pin, 1/2 x 2"	
4	3003143	1	Pulley	
5	3003474	1	Grip, Pedal	
6	3003561	1	Spring, Torsion	
7	3003602	1	Spring, Torsion	
8	3003955	1	Switch, Reed	
9	3006757	1	Bracket, Sensor	
10	3007638	1	Plate, Sensor	
11	344545	1	Bearing, Auger	
12	1003122	1	Pedal, Parking Brake	
	352936	2	• Bushing	
13	354989	1	Stop, Rubber	
14	367037	1	Magnet, Actuator	
15	403744	2	Screw, #10-24 x 1/2" Hex Head	
16	403766	4	Screw, #4-40 x 3/4" Pan Head Brass	
17	444302	2	Nut, #4-40 Hex	
18	443112	1	Nut, 3/8-24 Hex	
19	446116	2	Lockwasher, #10	
20	452012	1	Flat Washer, 1/2	
21	453022	2	Flat Washer, 3/4	
22	461169	1	Groove Pin, 5/32 x 3/4"	
23	460030	2	Cotter Pin, 1/8 x 1-1/4"	
24	460050	1	Cotter Pin, 3/16 x 1-1/4"	
25	471226	1	Grease Fitting, Str. 1/4"	
26	3008040	1	Sleeve, Brake Release	
27	461352	1	Roll Pin, 3/32 x 3/4"	
28	446102	4	Lockwasher, #4	
29	452002	2	Flat Washer, #10	

> Change from previous revision

HYDRAULIC SAND SCORPION

8.1 Brake Cables

Serial No. All



HYDRAULIC SAND SCORPION

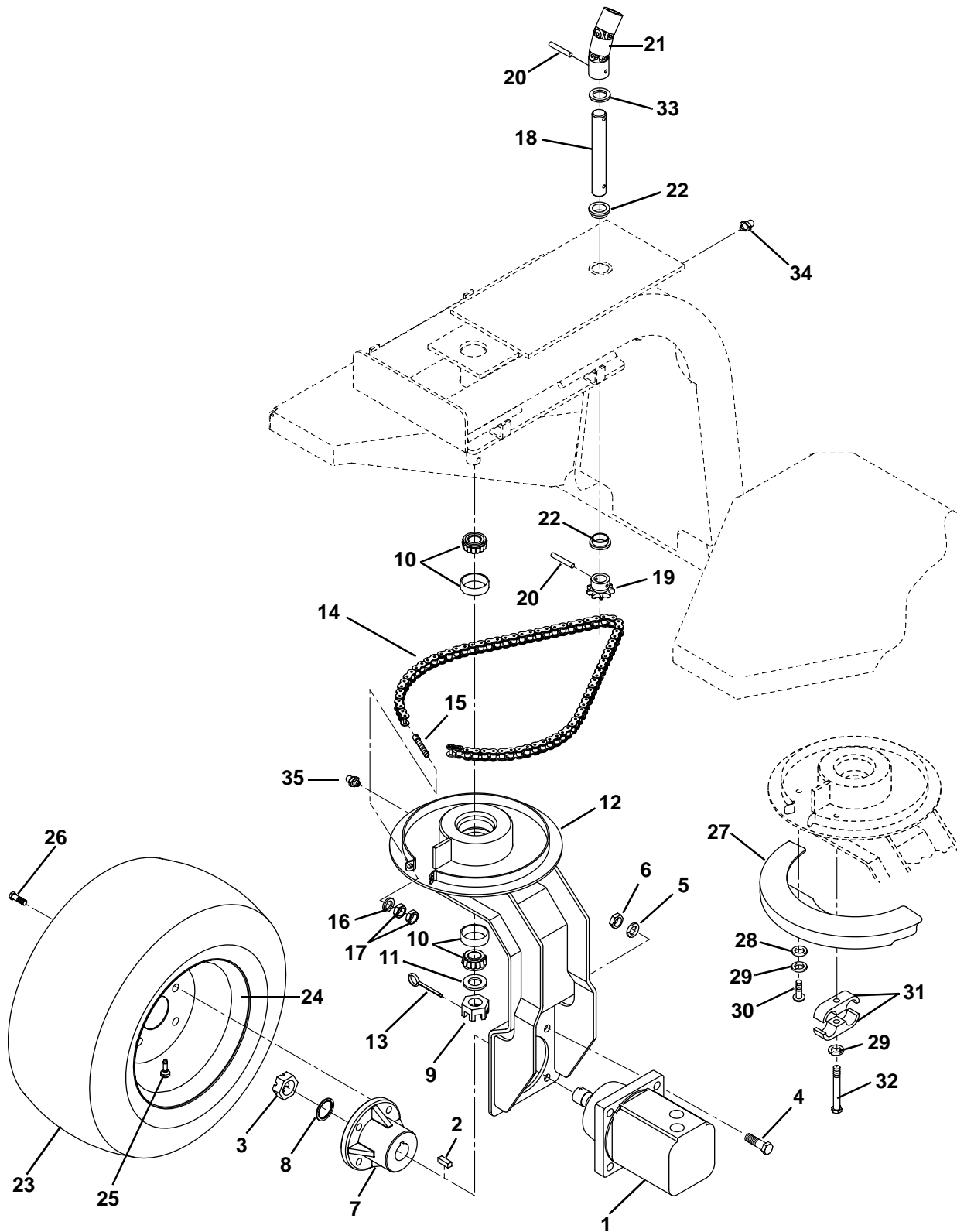
Item	Part No.	Qty.	Description	Serial Numbers/Notes
1	1003540	1	Cable, Long Brake	
2	1003542	1	Cable, Short Brake	
3	3007856	1	Cable, Pull	
4	3010134	1	Frame, Equalizer	
5	453009	10	Flat Washer, 5/16	
6	351956	2	Spring, Compression	
7	400234	2	Screw, 5/16-24 x 2" Hex Head	
8	443108	7	Nut, 5/16-24 Hex	
9	3007855	1	Rod, 5/16-24 x 4-3/4" Threaded	
10	3007854	1	Plate, Float	
11	3003382	1	Nut, 5/16-24 Spherical	
12	458440	4	Retaining E-Ring, 1/2 Truarc	
13	5002171	2	Bumper, Brake	
14	444754	3	Nut, 5/16-24 Center Lock	
15	5002286	1	Bracket, Equalizer	
16	461493	4	Clevis Pin, 5/16 x 3/4"	
17	460014	5	Cotter Pin, 3/32 x 3/4"	
18	3005834	2	Link, Brake	
19	473144	2	Cable Tie (Not Shown)	Secures Item 1 to Traction Cable
20	461453	1	Clevis Pin, 5/16 x 1"	

> Change from previous revision

HYDRAULIC SAND SCORPION

9.1 Lower Steering

Serial No. All



RG-9

HYDRAULIC SAND SCORPION

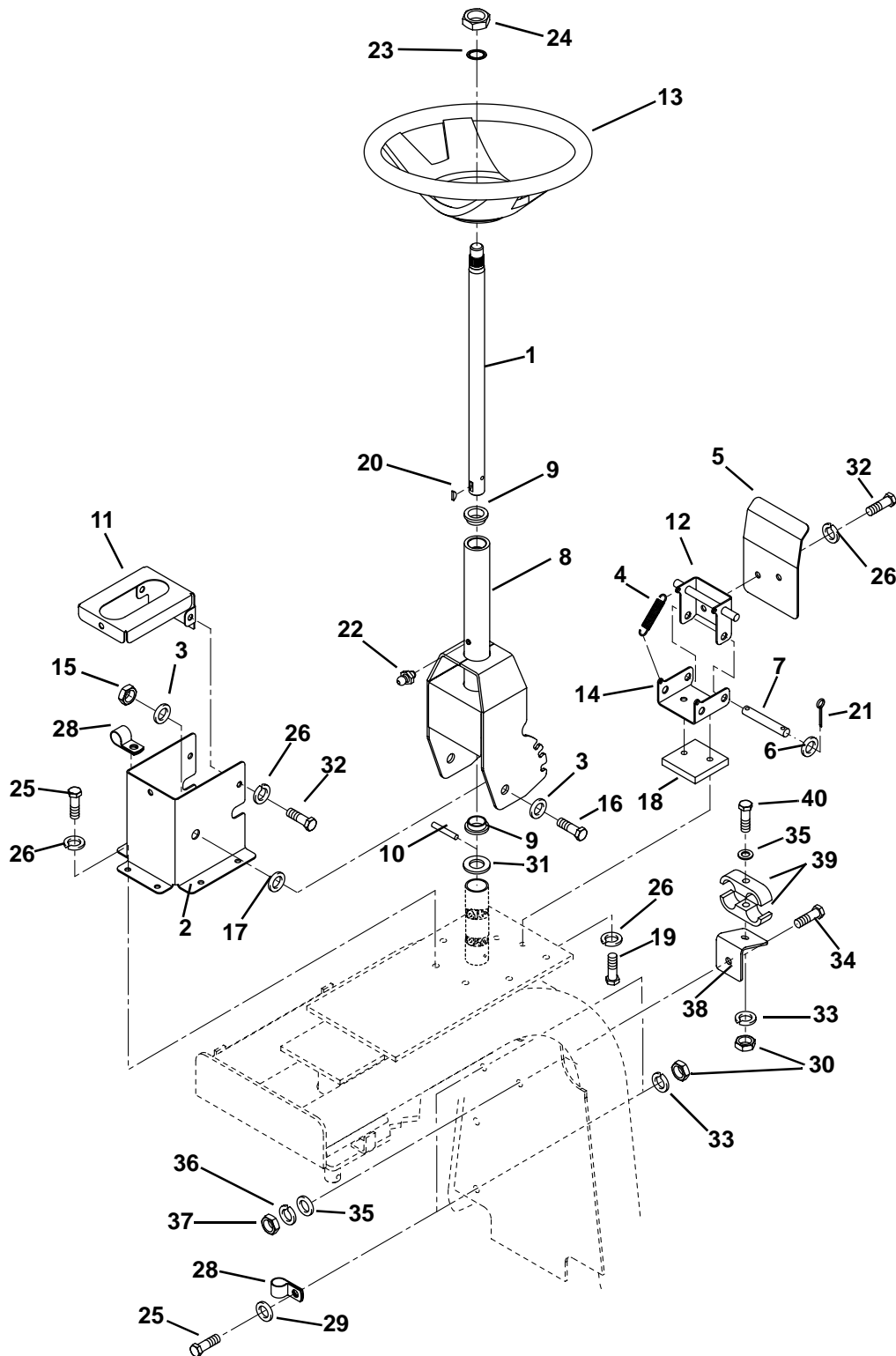
Item	Part No.	Qty.	Description	Serial Numbers/Notes
1	1002477	1	Wheel Motor, 4.9 In ³ Displacement	See 33.1
2	554780	1	Key	
3	554779	1	Nut	
4	400412	4	Screw, 1/2-13 x 2" Hex Head	
5	446154	4	Lockwasher, 12/ Heavy	
6	443118	4	Nut, 1/2-13 Hex	
7	220290	1	Hub, Rear Wheel	
8	447030	1	Lockwasher, 1" External Tooth	
9	445676	1	Nut, 3/4-16 Slotted Hex	
10	5002916	2	Bearing Cup and Cone with Seal	
11	452018	1	Flat Washer, 3/4	
12	1002577	1	Front Fork Assembly	
13	460018	1	Cotter Pin, 3/32 x 1-1/4"	
14	3005763	1	Chain-#40 1/2" Pitch	
	470502	2	• Connecting Link	
15	3005764	2	Rod, Chain Adjust	
16	453009	2	Flat Washer, 5/16	
17	443106	4	Nut, 5/16-18 Hex	
18	3005557	1	Shaft, Lower Steering	
19	361808	1	Sprocket, 9 Tooth	
20	461385	2	Roll Pin, 3/16 x 1-1/4"	
21	1001441	1	U-Joint, Double	
22	352726	2	Bushing	
23	5002777	1	Tire	
24	3008134	1	Wheel	
25	360111	1	Inflation Valve	
26	353914	4	Lug Bolt	
27	3009131	1	Cover, Chain	
28	452004	1	Flat Washer, 1/4	
29	446128	AR	Lockwasher, 1/4	
30	404018	1	Screw, 1/4-20 x 3/4" Truss Head	
31	3003473	1	Clamp, Double	
32	400118	1	Screw, 1/4-20 x 1-3/4" Hex Head	
33	455048	1	Flat Washer, 3/4	
34	471214	1	Grease Fitting	
35	471219	1	Grease Fitting	

> Change from previous revision

HYDRAULIC SAND SCORPION

10.1 Upper Steering

Serial No. All



RG-15

HYDRAULIC SAND SCORPION

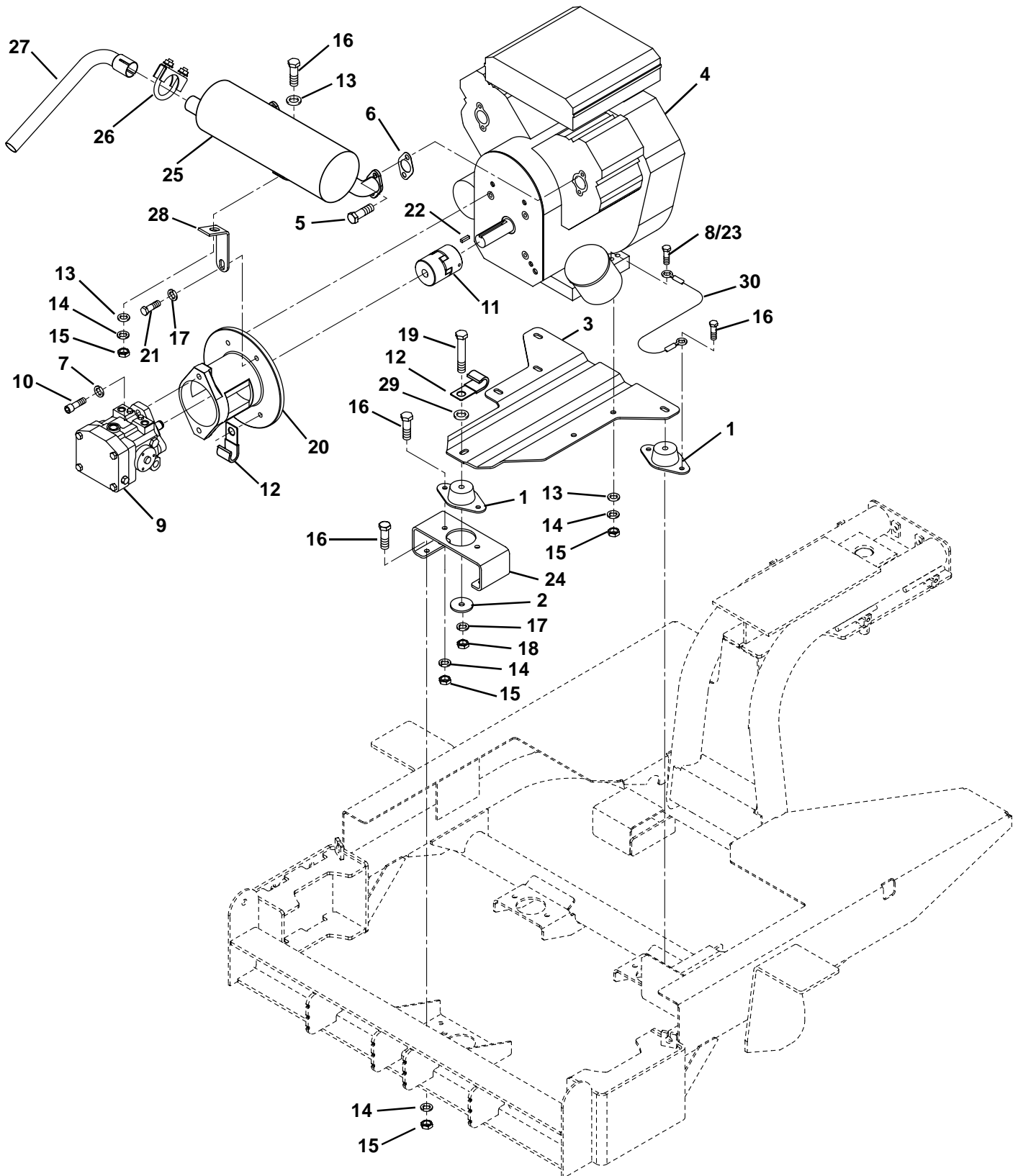
Item	Part No.	Qty.	Description	Serial Numbers/Notes
1	3005574	1	Shaft, Upper Steering	
2	3005556	1	Mount, Housing	
3	453017	4	Flat Washer, 1/2	
4	3005562	2	Spring, Adjustment Lock	
5	3005564	1	Plate, Handle Adjustment	
6	453011	2	Flat Washer, 3/8	
7	3005565	1	Pin, Adjustment Bracket	
8	1002573	1	Steering, Shaft	
9	352726	2	• Bushing	
10	461385	1	Roll Pin, 3/16 x 1-1/4"	
11	1002701	1	Tower Mount Assembly	
12	1002726	1	Lever	
13	2811364	1	Steering Wheel	
14	1002728	1	Latch, Steering	
15	444814	2	Nut, 1/2-13 Hex Flex Lock	
16	400406	2	Screw, 1/2-13 x 1-1/4" Hex Head	
17	452012	2	Flat Washer, 1/2	
18	3005345	1	Spacer, Stop	
19	400112	2	Screw, 1/4-20 x 1" Hex Head	
20	463017	1	Key, Woodruff #9	
21	460014	2	Cotter Pin, 3/32 x 3/4"	
22	471214	1	Grease Fitting	
23	447224	1	Lockwasher, 5/8 Internal	
24	443828	1	Nut, 5/8-18 Hex Jam	
25	400108	8	Screw, 1/4-20 x 3/4" Hex Head	
26	446130	13	Lockwasher, 1/4 Heavy	
27				
28	354081	3	Clamp, 3/8 I.D.	
29	452004	2	Flat Washer, 1/4	
30	443102	3	Nut, 1/4-20 Hex	
31	455048	2	Flat Washer, 3/4	
32	400104	5	Screw, 1/4-20 x 1/2" Hex Head	
33	446128	3	Lockwasher, 1/4	
34	400188	1	Screw, 5/16-18 x 1" Hex Head	
35	453009	2	Flat Washer, 5/16	
36	446134	1	Lockwasher, 5/16	
37	443106	1	Nut, 5/16-18 Hex	
38	3008038	1	Bracket, Mount	
39	364724	1	Clamp, Double Tube	
40	400118	1	Screw, 1/4-20 x 1-3/4" Hex Head	

> Change from previous revision

HYDRAULIC SAND SCORPION

11.1 Gas Engine and Pump

Serial No. 88005 - All



HYDRAULIC SAND SCORPION

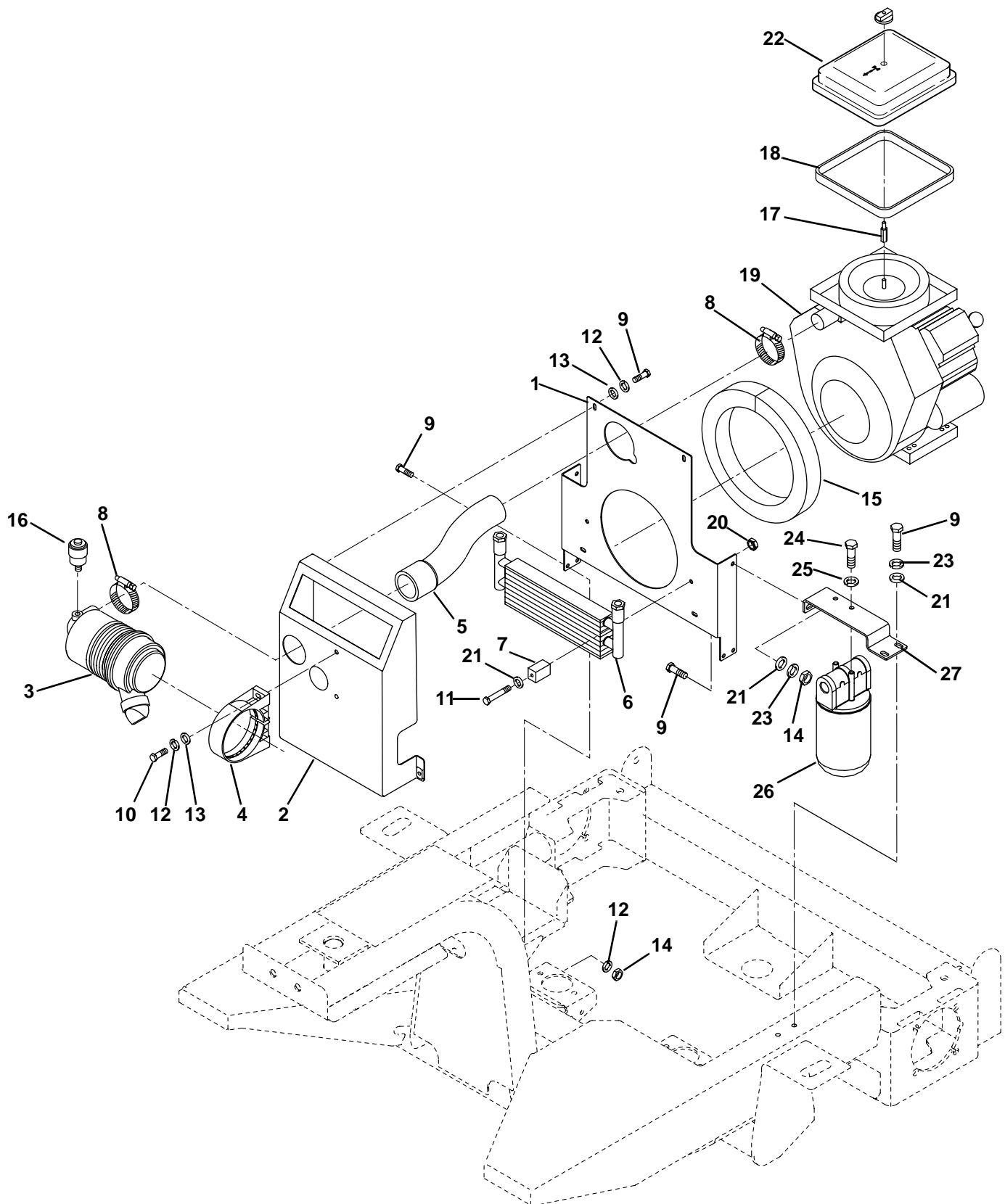
Item	Part No.	Qty.	Description	Serial Numbers/Notes
1	3005784	3	Isomount, Engine	See 35.1
2	3005783	3	Washer, Snubbing	
3	3008891	1	Plate, Engine Mounting	
4	1002711	1	Engine, 16 HP Briggs Vanguard	
	5000436	1	• Fuel Filter	
	5000440	1	• Oil Filter	
	5000441	1	• Air Filter	
5	N/S	4	• Bolt, Muffler	
6	N/S	2	• Gasket, Exhaust	
7	446154	2	Lockwasher, 1/2 Heavy	
8	400194	3	Screw, 5/16-18 x 1-3/4" Hex Head	
9	1003249	1	Pump, Hydrostatic	
	1003249	1	• Key, 3/16 Sq x 1"	
10	434046	2	Screw, 1/2-20 x 1-3/4" Socket Head	
11	1003030	1	Coupler	
	5000188	1	• Jaw, 1" Shaft (Engine Side)	
	5000189	1	• Spider	
	5002778	1	• Jaw, 3/4" Shaft (Pump Side)	
	415523	2	• Screw, 5/16-18 x 1/2 Set	
12	3008911	3	J Clip, 1/2" I.D.	
13	453009	6	Flat Washer, 5/16	
14	446136	15	Lockwasher, 5/16 Heavy	
15	443106	15	Nut, 5/16-18 Hex	
16	400188	11	Screw, 5/16-18 x 1" Hex Head	
17	446142	9	Lockwasher, 3/8 Heavy	
18	443110	3	Nut, 3/8-16 Hex	
19	400272	3	Screw, 3/8-16 x 2-1/4" Hex Head	
20	3007535	1	Mount, Pump	
21	400264	4	Screw, 3/8-16 x 1-1/4" Hex Head	
22	2500476	1	Key, 1/4 x 1/4 x 1-1/4	
23	400196	1	Screw, 5/16-18 x 2" Hex Head	
24	3009137	1	Spacer, Gas Engine	
25	391233	1	Muffler, Exhaust	
26	1002033	1	Clamp, Muffler	
27	3008869	1	Tail Pipe	
28	3008818	1	Brace, Muffler	
29	452008	3	Flat Washer, 3/8	
30	3007774	1	Cable, Engine Ground	

> Change from previous revision

HYDRAULIC SAND SCORPION

12.1 Gas Air Cleaner, Oil Filter and Oil Cooler

Serial No. 88005 - All



RG-1

HYDRAULIC SAND SCORPION

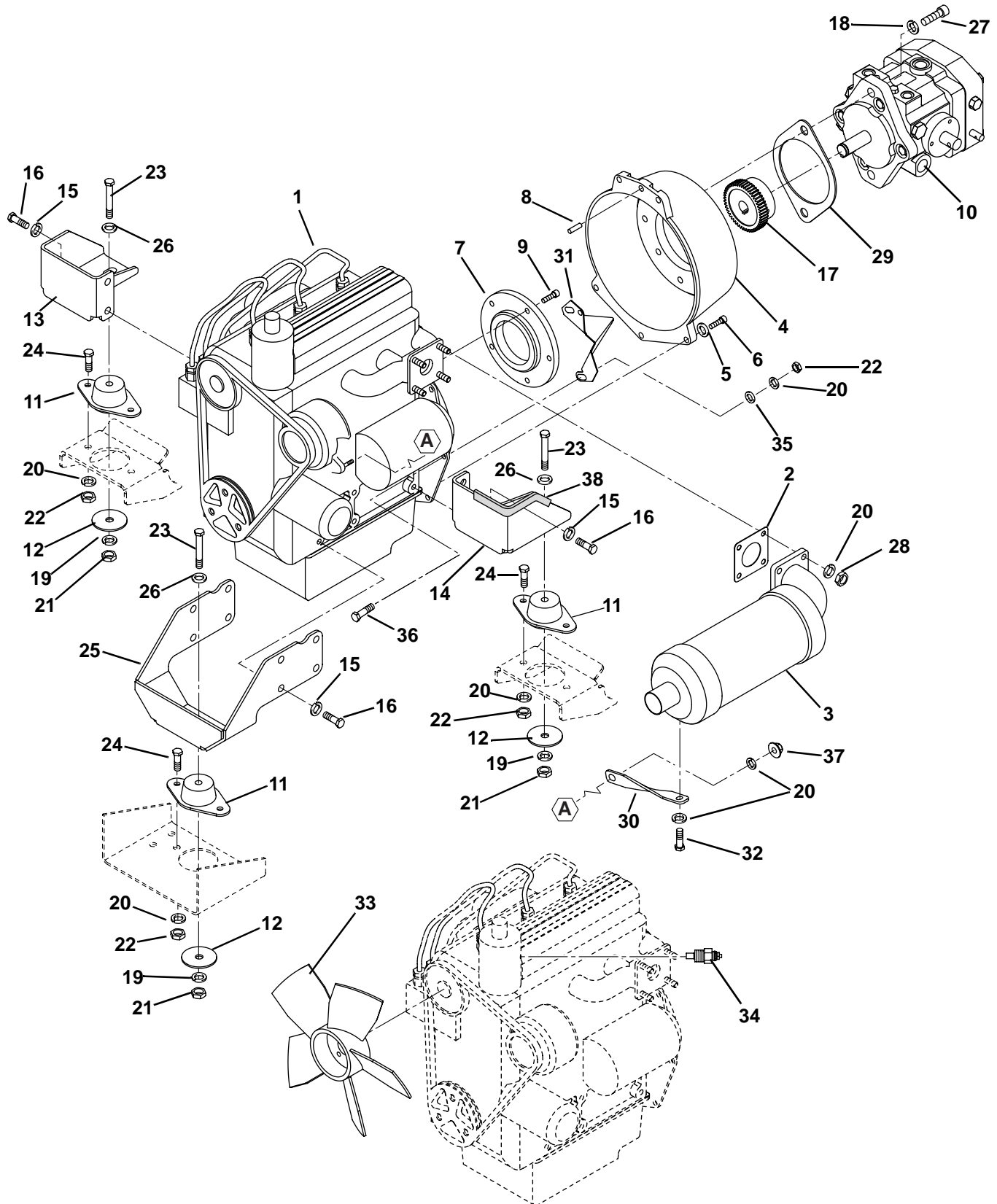
Item	Part No.	Qty.	Description	Serial Numbers/Notes
1	3009136	1	Bracket, Cooler	
2	1004242	1	Duct, Air	
3	1001121	1	Air Cleaner Assembly	
	5000913	1	Air Cleaner Element	
	5000912	1	Cover	
	5000914	1	Valve	
4	3008573	1	Bracket, Mounting	
5	3008883	1	Hose, Air Intake	
6	3008769	1	Cooler, Two Row	
7	358971	2	Mounting Block, Rubber	
8	326112	2	Clamp, Hose	
9	400184	11	Screw, 5/16-18 x 3/4" Hex Head	
10	400188	2	Screw, 5/16-18 x 1" Hex Head	
11	400200	2	Screw, 5/16-18 x 2-1/2" Hex Head	
12	446136	10	Lockwasher, 5/16 Heavy	
13	452006	6	Flat Washer, 5/16	
14	443106	5	Nut, 5/16-18 Hex	
15	3009215	1	Weather Strip, Air Cleaner	
16	1001752	1	Indicator, Service Kit	
17	3008863	1	Stud, Air Cleaner	
18	3009853	1	Gasket, Air Cleaner	
19	-	1	Engine	See 11.1
20	444718	2	Lock Nut, 5/16-18 Center	
21	453009	5	Flat Washer, 5/16	
22	3009827	1	Cover, Air Cleaner	
23	446134	3	Lockwasher, 5/16	
24	400106	2	Screw, 1/4-20 x 5/8" Hex Head	
25	446128	2	Lockwasher, 1/4	
26	1001148	1	Filter, Hydraulic Oil	
	549597	1	• Filter Cartridge	
27	3009226	1	Bracket, Filter Mounting	

> Change from previous revision

HYDRAULIC SAND SCORPION

13.1 Engine and Hydro Mounting - Diesel

Serial No. 88007 - All



HYDRAULIC SAND SCORPION

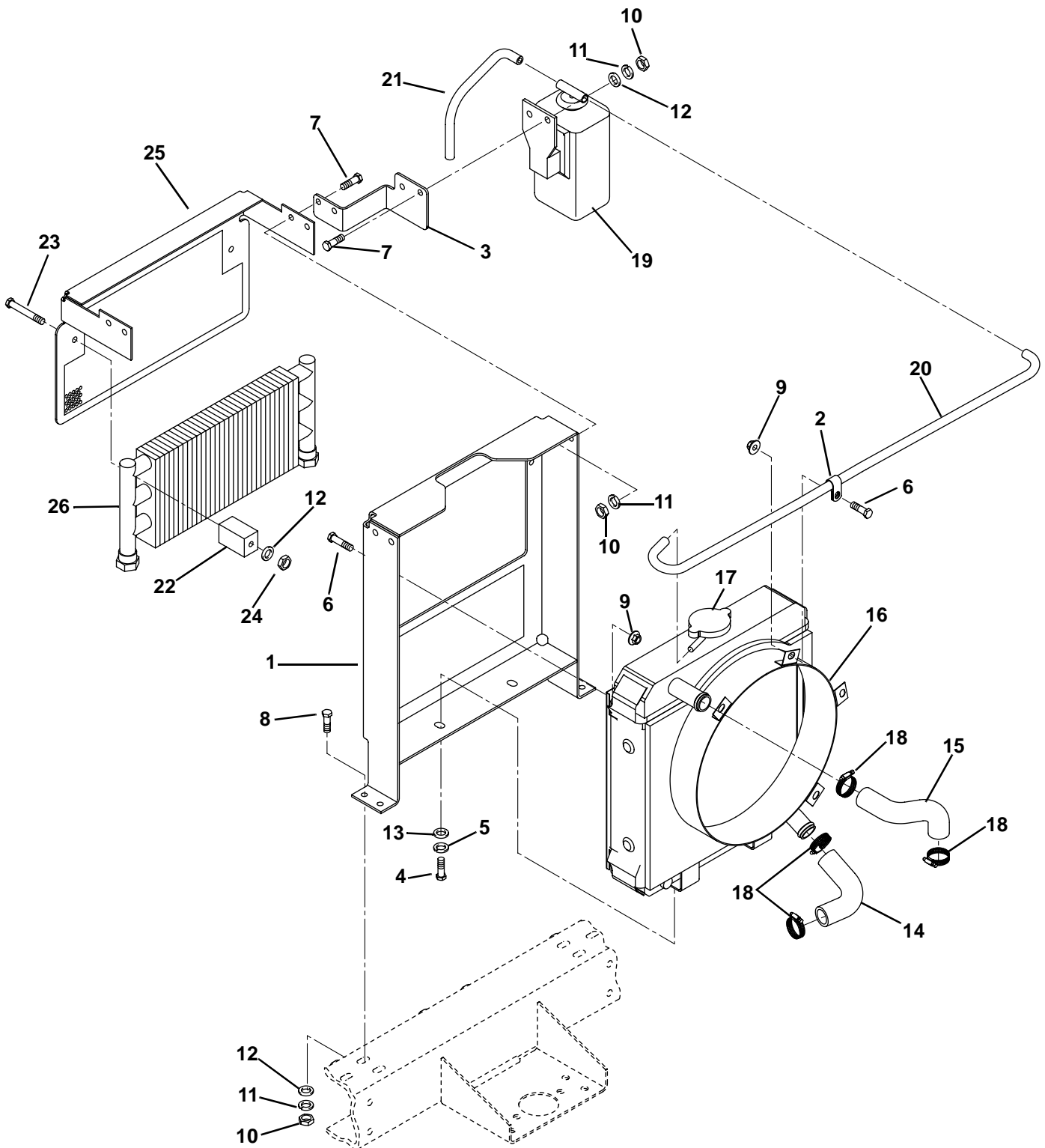
Item	Part No.	Qty.	Description	Serial Numbers/Notes
1	1004193	1	Engine, Kubota D662	
	5002644	1	• Engine Oil Filter	
2	553020	1	• Gasket, Muffler	
3		1	• Muffler	See Engine Parts Catalog
4	1004396	1	Pump Coupler Housing	
5	N/S	4	• Flat Washer, M8	
6	N/S	4	• Screw, M8 x 22 mm Soc Head	
7	N/S	1	• Flywheel Flange	
8	N/S	2	• Pin, Alignment	
9	N/S	5	• Screw, M8 x 30 mm Soc Head	
10	1003249	1	Pump, Hydrostatic	See 35.1
11	3005784	3	Isomount, Engine	
12	3005783	3	Washer, Isomount	
13	3009264	1	Mount, Front Left Engine	
14	3009263	1	Mount, Front Right Engine	
15	363485	12	Lockwasher, M10 Heavy	
16	366884	12	Bolt, M10-1.25 x 20 mm Hex Head	
17	1004397	1	Hub, Pump	
18	446154	2	Lockwasher, 1/2 Heavy	
19	446142	3	Lockwasher, 3/8 Heavy	
20	446136	14	Lockwasher, 5/16 Heavy	
21	443110	3	Nut, 3/8-16 Hex	
22	443106	9	Nut, 5/16-18 Hex	
23	400272	3	Screw, 3/8-16 x 2-1/4" Hex Head	
24	400186	6	Screw, 5/16-18 x 7/8" Hex Head	
25	3009065	1	Mount, Rear Engine	
26	452008	3	Flat Washer, 3/8	
27	434026	2	Screw, 1/2-13 x 2" Socket Head	
28	362539	4	Nut, M8 x 1.25 Hex	
29	3009777	1	Plate, Hydro Spacer	
30	3010086	1	Brace, Muffler	Mounts to Alternator
31	3009932	1	Cover, Starter	Mount Using Starter Mounting Hardware
32	361898	1	Screw, M8-1.25 x 16 mm Hex Head	
33	1004406	1	Cooling Fan	
34	364501	1	Temperature Sender	
35	453009	2	Flat Washer, 5/16	
36	400190	2	Screw, 5/16-18 x 1-1/4" Hex Head	
37	444718	1	Locknut, 5/16-18 Center	
38	N/S	1	Trim Moulding, 3/16	

> Change from previous revision

HYDRAULIC SAND SCORPION

14.1 Diesel Radiator

Serial No. 88007 - All



HYDRAULIC SAND SCORPION

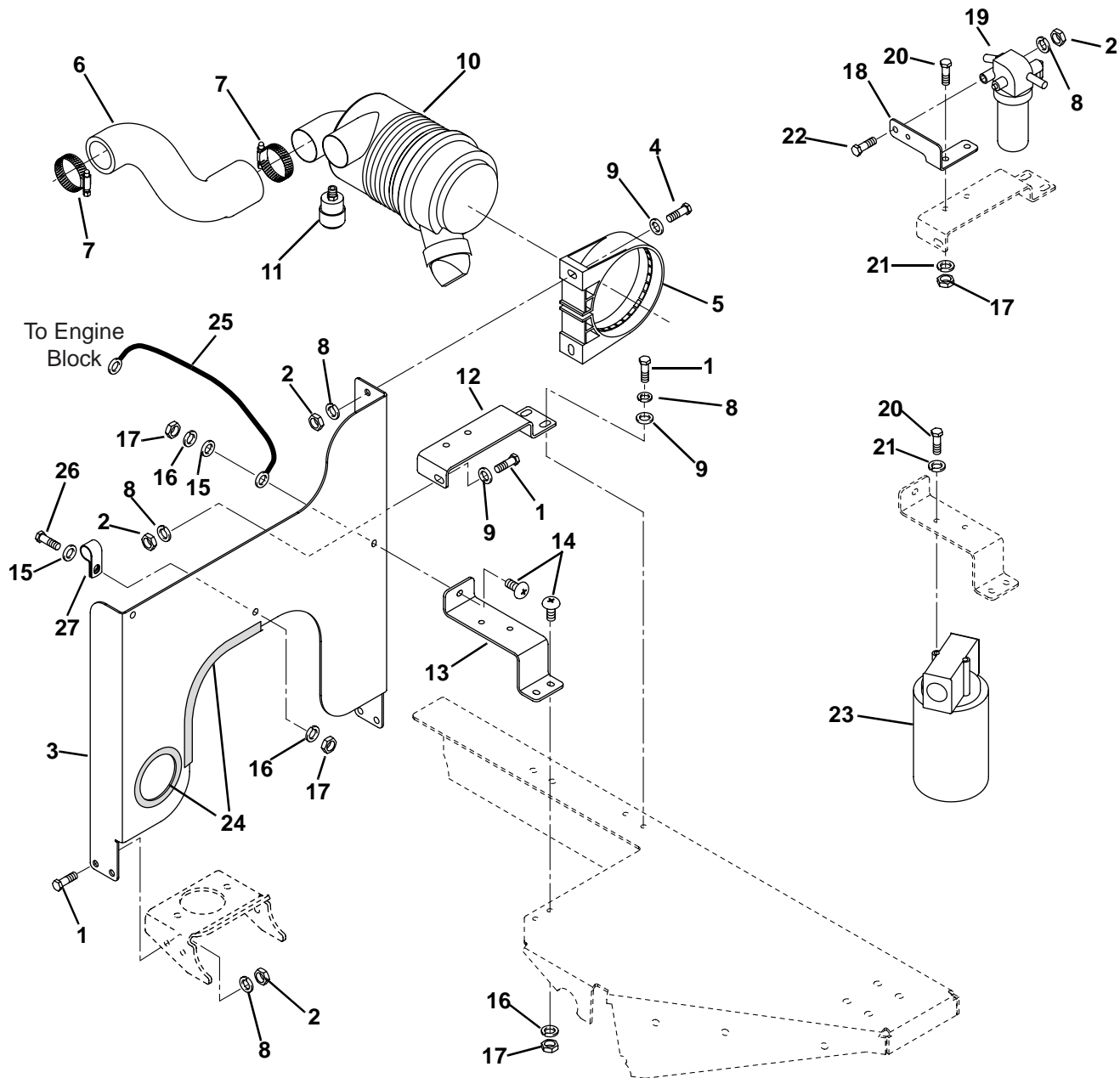
Item	Part No.	Qty.	Description	Serial Numbers/Notes
1	1004570	1	Radiator Grill	
2	345666	1	Clamp	
3	3009689	1	Bracket, Reserve Tank	
4	362263	2	Bolt, M10-1.25 x 25 Hex	
5	363485	2	Washer, M10 Heavy	
6	400106	3	Screw, 1/4-20 x 5/8" Hex Head	
7	400184	13	Screw, 5/16-18 x 3/4" Hex Head	
8	400188	4	Screw, 5/16-18 x 1" Hex Head	
9	445794	3	Nut, 1/4-20 Spiralock Flange	
10	443106	19	Nut, 5/16-18 Hex	
11	446136	10	Lockwasher, 5/16 Hvy	
12	453009	8	Flat Washer, 5/16	
13	453011	2	Flat Washer, 3/8	
	REF	1	Engine, Kubota D662	
14	5001974	1	• Radiator Hose, Lower	
15	5001975	1	• Radiator Hose, Upper	
16	5001964	1	• Radiator	
17	5001966	1	• • Radiator Cap	
18	5001976	4	• Clamp	
19	553926	1	• Reserve Tank	
20	553929	1	• • Hose, Radiator To Reserve	
21	553913	1	• • Hose, Over Flow	
22	358971	2	Mounting Block, Rubber	
23	400200	2	Screw, 5/16-18 x 2-1/2" Hex Head	
24	444718	2	Locknut, 5/16-18 Center	
25	1004569	1	Grill, Oil Cooler	
26	3009860	1	Oil Cooler, 3 Row	

> Change from previous revision

HYDRAULIC SAND SCORPION

15.1 Diesel Filter Bracket

Serial No. 88007 - All



HYDRAULIC SAND SCORPION

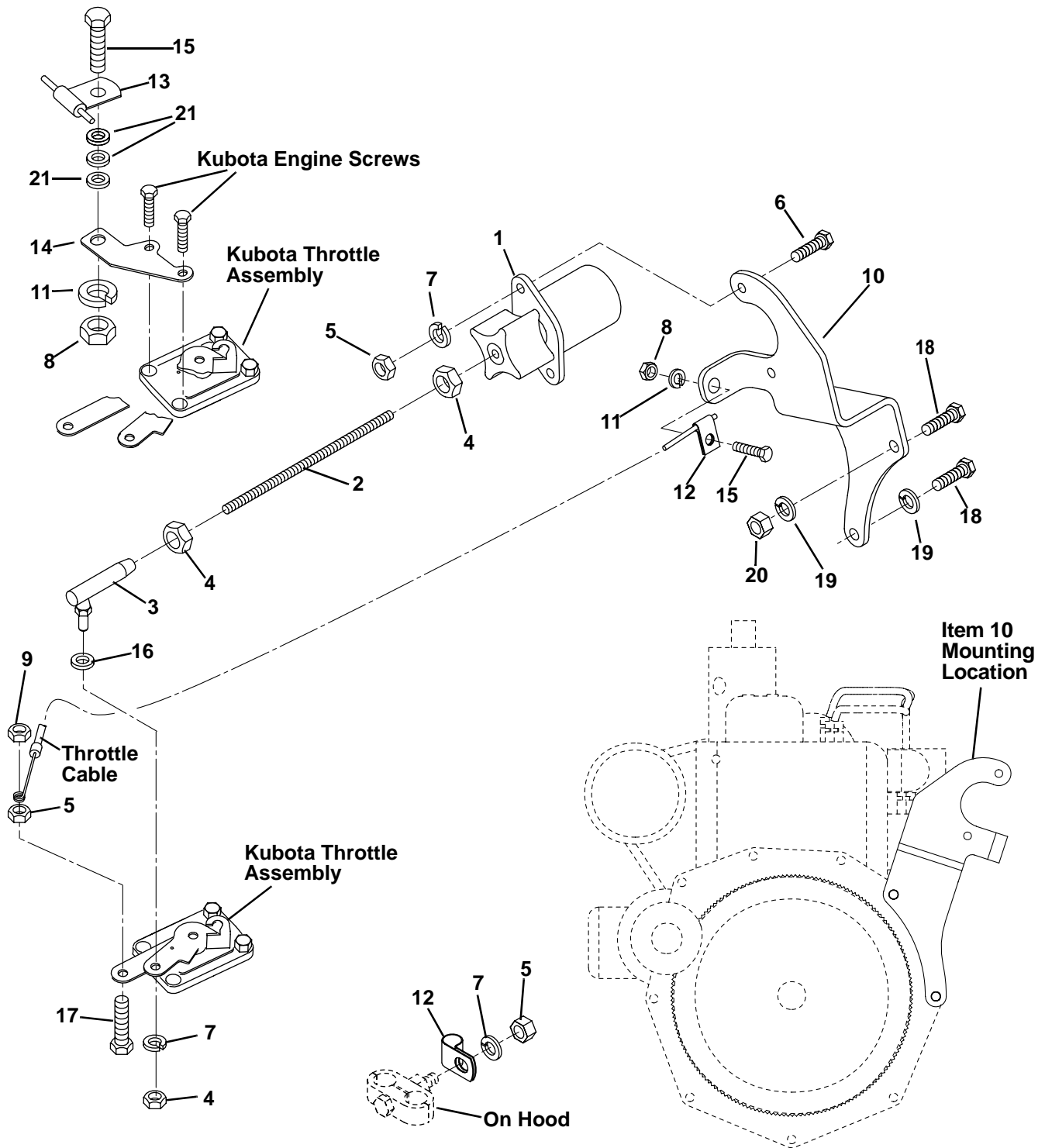
Item	Part No.	Qty.	Description	Serial Numbers/Notes
1	400184	7	Screw, 5/16-18 x 3/4" Hex Head	
2	443106	8	Nut, 5/16-18 Hex	
3	3009394	1	Bracket, Filter Mounting	
4	400190	2	Screw, 5/16-18 x 1-1/4" Hex Head	
5	3008573	1	Bracket, Mounting	
6	3008883	1	Hose, Air Intake	
7	326112	2	Clamp, Hose	
8	446136	10	Lockwasher, 5/16 Hvy	
9	452006	5	Flat Washer, 5/16	
10	1001121	1	Air Cleaner Assembly	
	5000913	1	• Air Cleaner Element	
	5000912	1	• Cover	
	5000914	1	• Valve	
11	1001752	1	Indicator, Mini Kit	
12	3009226	1	Bracket, Fuel Filter	
13	3009442	1	Bracket, Oil Filter	
14	404018	3	Screw, 1/4-20 x 3/4" Truss Head	
15	453023	5	Flat Washer, 1/4 Hvy	
16	446130	4	Lockwasher, 1/4 Hvy	
17	443102	6	Nut, 1/4-20 Hex	
18	3009503	1	Bracket, Fuel Filter Mounting	
19	5001947	1	Diesel Fuel Filter	
	550489	1	• Fuel Filter Element	
20	400106	4	Screw, 1/4-20 x 5/8" Hex Head	
21	446128	4	Lockwasher, 1/4	
22	400216	1	Screw, 5/16-18 x 2-1/4" Hex Head	
23	1001148	1	Hydraulic Oil Filter	
	549597	1	• Filter, Cartridge	
24	N/S	AR	Trim Moulding, 1/8"	
25	3007774	1	Cable, Engine Ground	
26	400110	1	Screw, 1/4-20 x 7/8" Hex Head	
27	345666	1	Clamp	

> Change from previous revision

HYDRAULIC SAND SCORPION

16.1 Controls - Diesel

Serial No. 88007 - All



1004501

HYDRAULIC SAND SCORPION

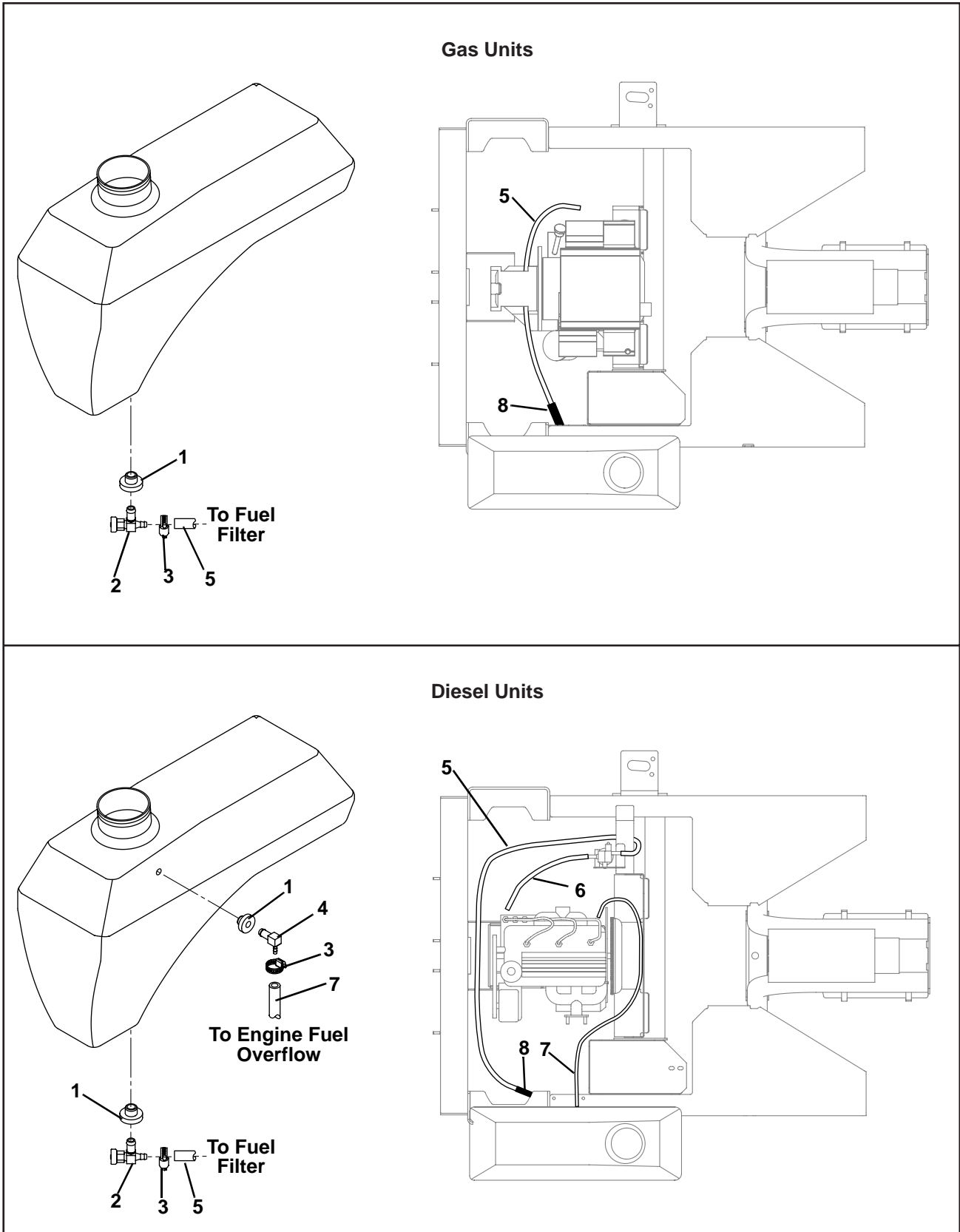
Item	Part No.	Qty.	Description	Serial Numbers/Notes
1	338289	1	Fuel Solenoid	
2	367191	1	Threaded Rod	
3	162478	1	Ball Joint	
4	443104	3	Nut, 1/4-28 Hex	
5	443102	4	Nut, 1/4-20 Hex	
6	400108	2	Screw, 1/4-20 x 3/4" Hex Head	
7	446130	2	Lockwasher, 1/4 Heavy	
8	443110	2	Nut, 3/8-16 Hex	
9	444708	1	Locknut, 1/4-20 Center	
10	3009735	1	Fuel Solenoid Bracket	
11	446146	2	Lockwasher, 3/8 Heavy	
12	324887	3	Clamp	
13	360934	1	Throttle Cable Clamp	
14	3004151	1	Cable Mounting Bracket	
15	400260	2	Screw, 3/8-16 x 7/8" Hex Head	
16	453023	1	Flat Washer, 1/4	
17	400112	1	Screw, 1/4-20 x 1" Hex Head	
18	363586	2	Screw, 8m x 1.25 x 20mm	
19	446136	2	Lockwasher, 5/16 Hvy	
20	362539	1	Nut, M8-1.25 Hex	
21	452006	3	Flat Washer, 5/16	

> Change from previous revision

HYDRAULIC SAND SCORPION

17.1 Fuel Routing

Serial No. All



HYDRAULIC SAND SCORPION

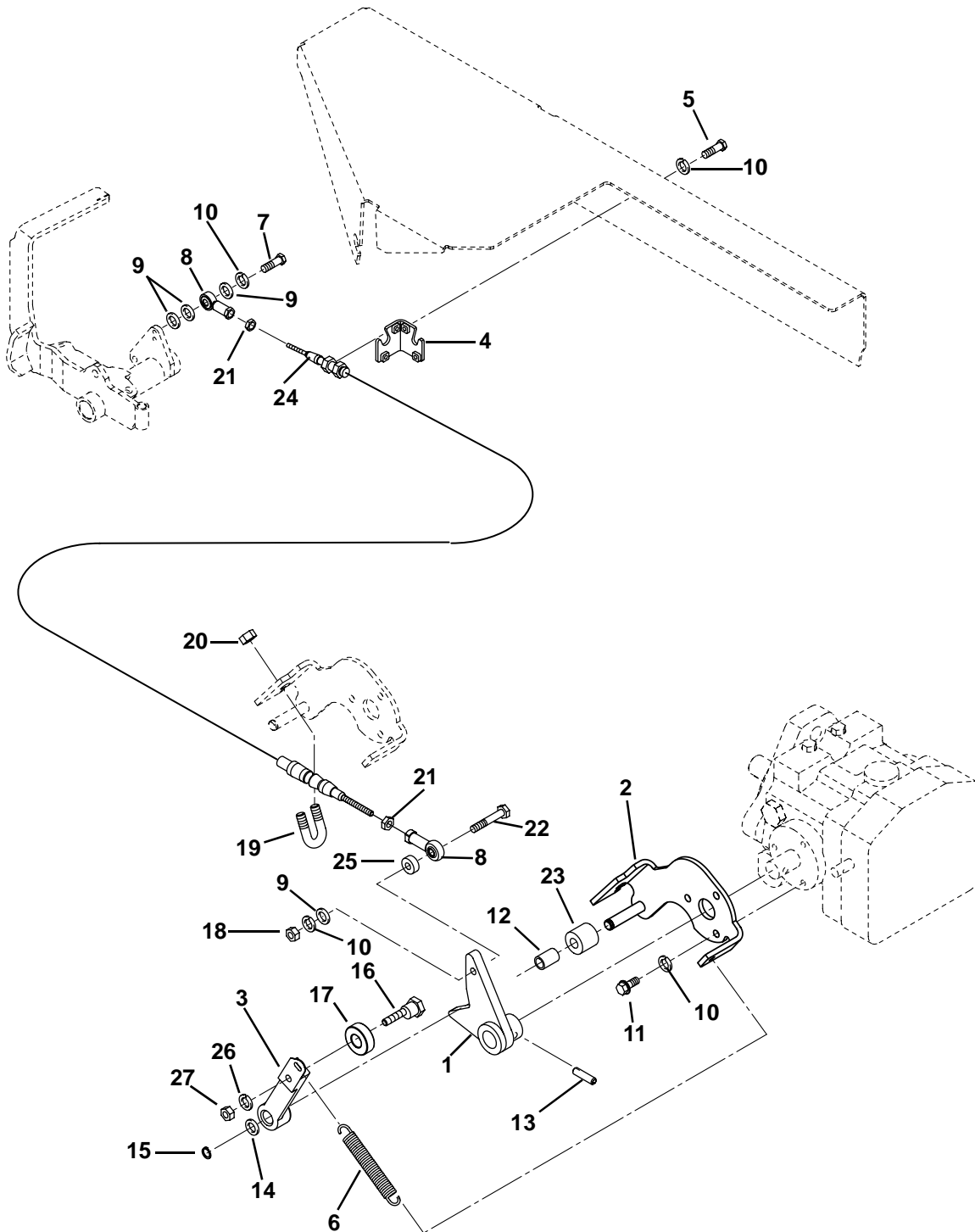
Item	Part No.	Qty.	Description	Serial Numbers/Notes
1	361117	1	Bushing, Fuel Tank	Gas Units
1	361117	2	Bushing, Fuel Tank	Diesel Units
2	132647	1	Valve, Fuel Shutoff	
3	366526	2	Clamp, Fuel Hose	Gas Units
3	366526	6	Clamp, Fuel Hose	Diesel Units
4	361748	1	Overflow Valve	Diesel Units Only
5	554751	46 in.	Hose, 1/4" I.D. Tank to Filter	Gas Units
5	554751	70 in.	Hose, 1/4" I.D. Tank to Filter	Diesel Units
6	554748	15 in.	Hose, 5/16" I.D. Filter to Engine	Diesel Units Only
7	554752	54 in.	Hose, 3/16" I.D. Engine to Tank	Diesel Units Only
8	3003762	18 in.	Conduit, Split Low	
9	473137	2	Cable Ties (Not Shown)	Diesel Units Only

> Change from previous revision

HYDRAULIC SAND SCORPION

18.1 Gas Traction Control

Serial No. 88005 - All



HYDRAULIC SAND SCORPION

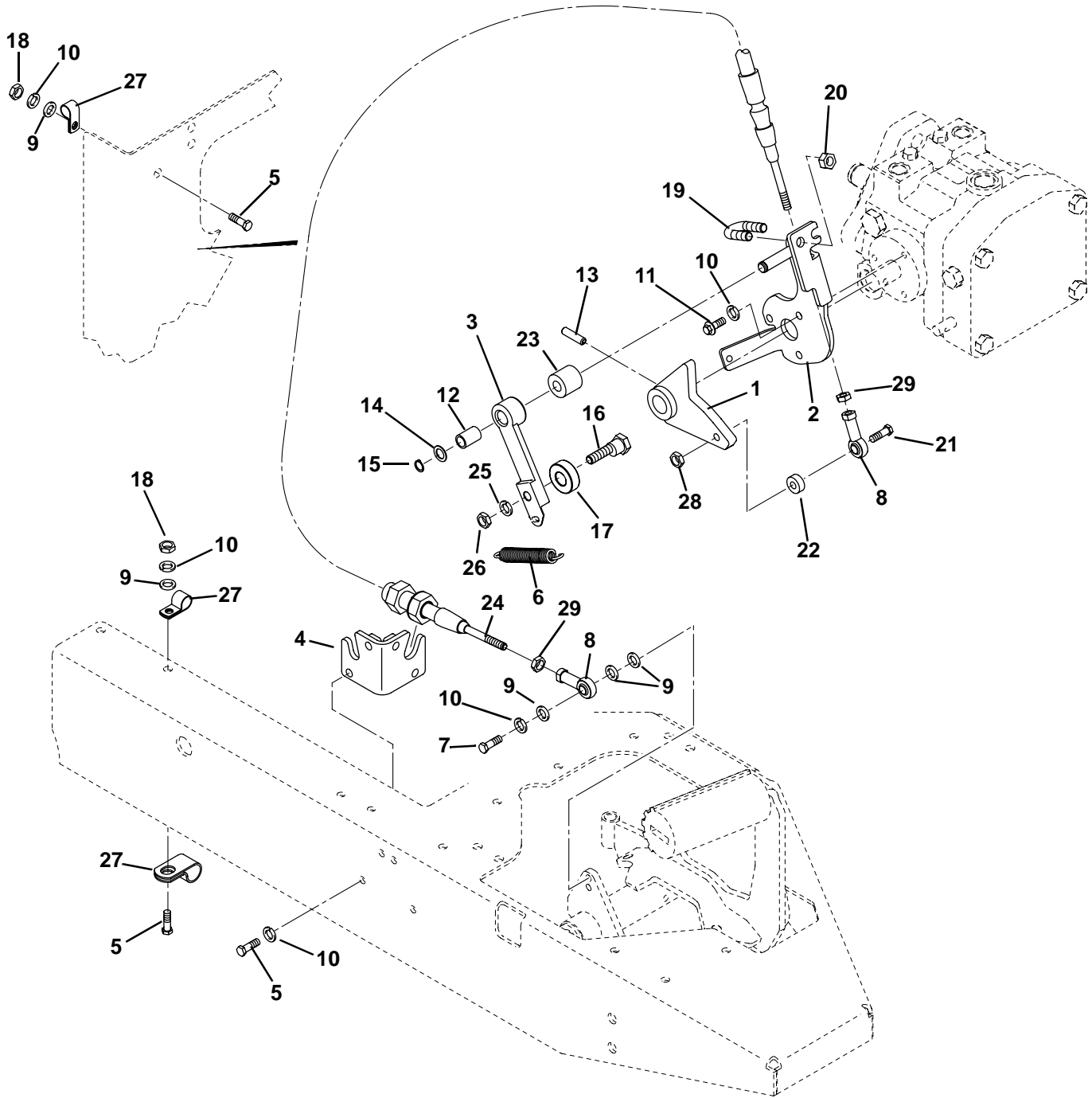
Item	Part No.	Qty.	Description	Serial Numbers/Notes
1	1004528	1	Cam	
2	1001923	1	Support Plate	
3	3009734	1	Arm, Roller	
4	1003502	1	Bracket, Cable Support	
5	400108	2	Screw, 1/4-20 x 3/4" Hex Head	
6	3000693	1	Spring, Extension	
7	400112	1	Screw, 1/4-20 x 1" Hex Head	
8	364235	2	Rod End	
9	453023	4	Flat Washer, 1/4	
10	446130	7	Lockwasher, 1/4 Heavy	
11	408851	3	Screw, 1/4-20 x 3/4" Self Tap	
12	361108	1	Bushing	
13	461387	1	Roll Pin, 1/4 x 1"	
14	308949	1	Washer, Shim	
15	458001	1	Retaining Ring, 3/8 Truarc	
16	3009733	1	Bolt, Eccentric	
17	344545	1	Bearing, Auger	
18	443102	1	Nut, 1/4-20 Hex	
19	362744	1	U-Bolt	
20	444718	2	Nut, 5/16-18 Center Lock	
21	443804	2	Nut, 1/4-28 Hex Jam	
22	400116	1	Screw, 1/4-20 x 1-1/2" Hex Head	
23	3007787	1	Spacer, Hydro Arm	
24	3009368	1	Cable, Traction	
25	345625	1	Spacer	
26	446136	1	Lockwasher, 5/16 Heavy	
27	443106	1	Nut 5/16"-18 Hex	

> Change from previous revision

HYDRAULIC SAND SCORPION

19.1 Diesel Traction Control

Serial No. 88007 - All



1004526

HYDRAULIC SAND SCORPION

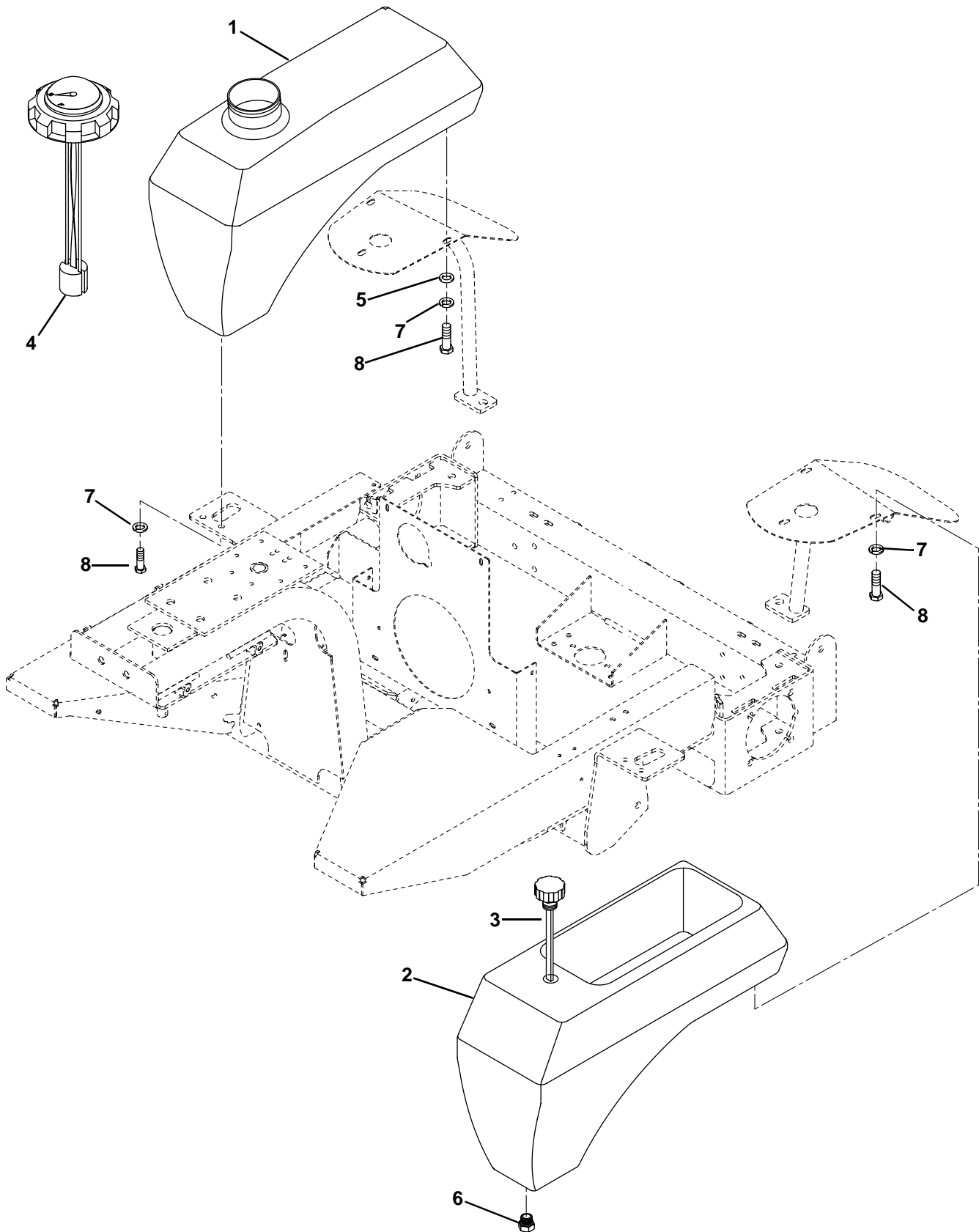
Item	Part No.	Qty.	Description	Serial Numbers/Notes
1	1004528	1	Cam Assembly	
2	1004527	1	Support Plate Assembly	
3	3009734	1	Roller Arm	
4	1003502	1	Cable Support Bracket Assembly	
5	400108	3	Screw, 1/4-20 x 3/4" Hex Head	
6	3000693	1	Extension Spring	
7	400112	2	Screw, 1/4-20 x 1" Hex Head	
8	364235	2	Auto Shut-off Rod End	
9	453023	5	Flat Washer, 1/4	
10	446130	8	Lockwasher, 1/4 Hvy	
11	408851	3	Screw, 1/4-20 x 3/4" Self-Tap	
12	361108	1	Bushing	
13	461387	1	Roll Pin, 1/4 x 1"	
14	308949	1	Washer, Shim	
15	458001	1	Retaining Ring, Truarc 3/8	
16	3009733	1	Bolt, Eccentric	
17	344545	1	Auger Bearing	
18	443102	2	Nut, 1/4-20 Hex	
19	362744	1	U-Bolt	
20	444718	2	Locknut, 5/16-18 Center	
21	400114	1	Screw, 1/4-20 x 1-1/4" Hex Head	
22	345625	1	Spacer, Reel Lift Link	
23	3007787	1	Spacer, Hydro Arm	
24	3000268	1	Traction Cable	
25	446136	1	Lockwasher, 5/16 Hvy	
26	443106	1	Nut, 5/16-18 Hex	
27	345666	3	Clamp	
28	444708	1	Locknut, 1/4-20 Center	
29	443804	2	Nut, 1/4-28 Hex Jam	

> Change from previous revision

HYDRAULIC SAND SCORPION

20.1 Tanks and Filter

Serial No. All



RG-10

HYDRAULIC SAND SCORPION

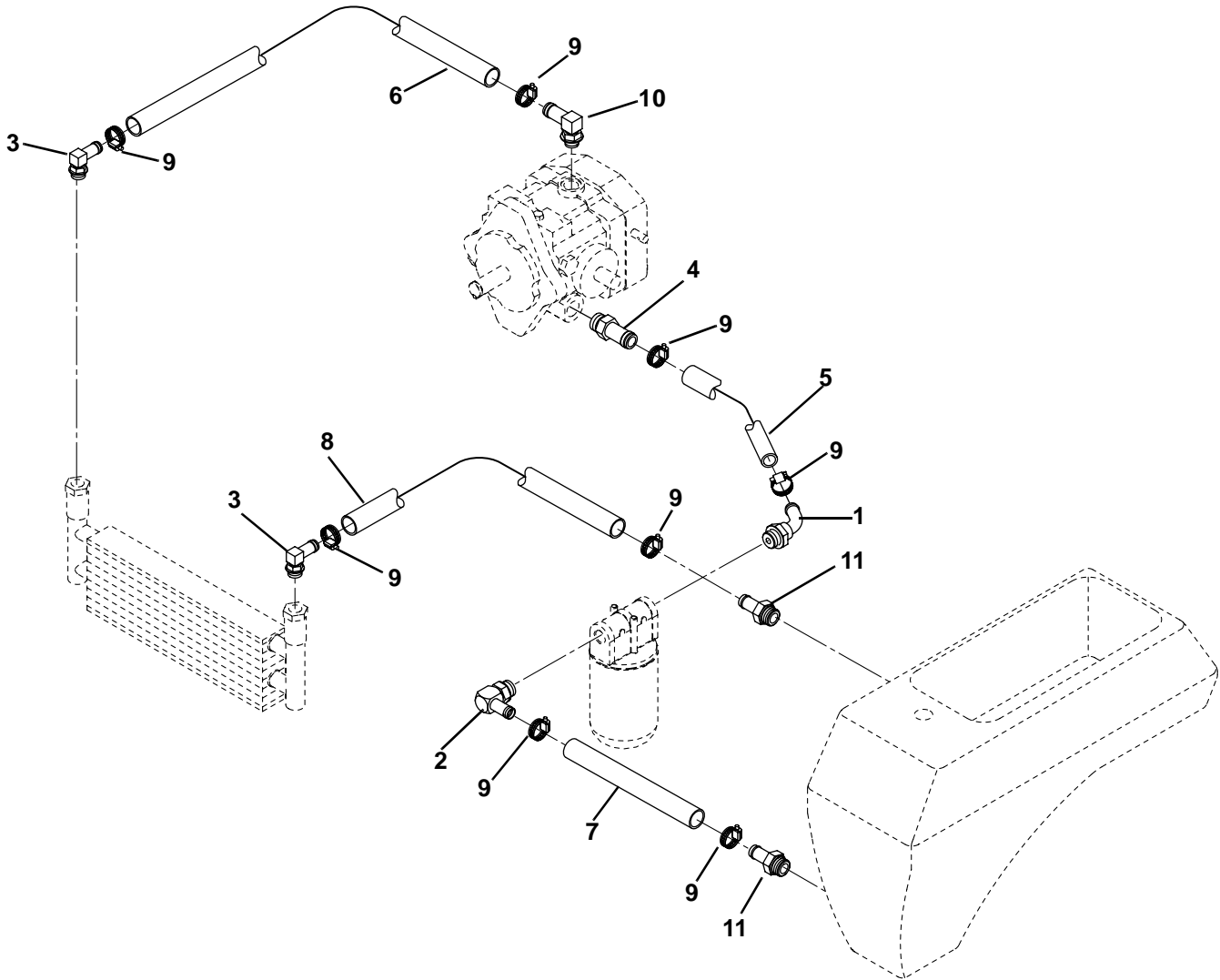
Item	Part No.	Qty.	Description	Serial Numbers/Notes
1	3006081	1	Fuel Tank	
2	3006318	1	Hydraulic Tank	
3	3008807	1	Cap, Breather	
4	3006067	1	Cap, Fuel Tank	
5	453009	10	Flat Washer, 5/16	
6	351122	1	Plug, Hydraulic Tank	
7	446134	10	Lockwasher, 5/16	
8	400184	10	Screw, 5/16-18 x 3/4" Hex Head	

> Change from previous revision

HYDRAULIC SAND SCORPION

21.1 Gas Oil Cooler Hydraulics

Serial No. 88005 - All



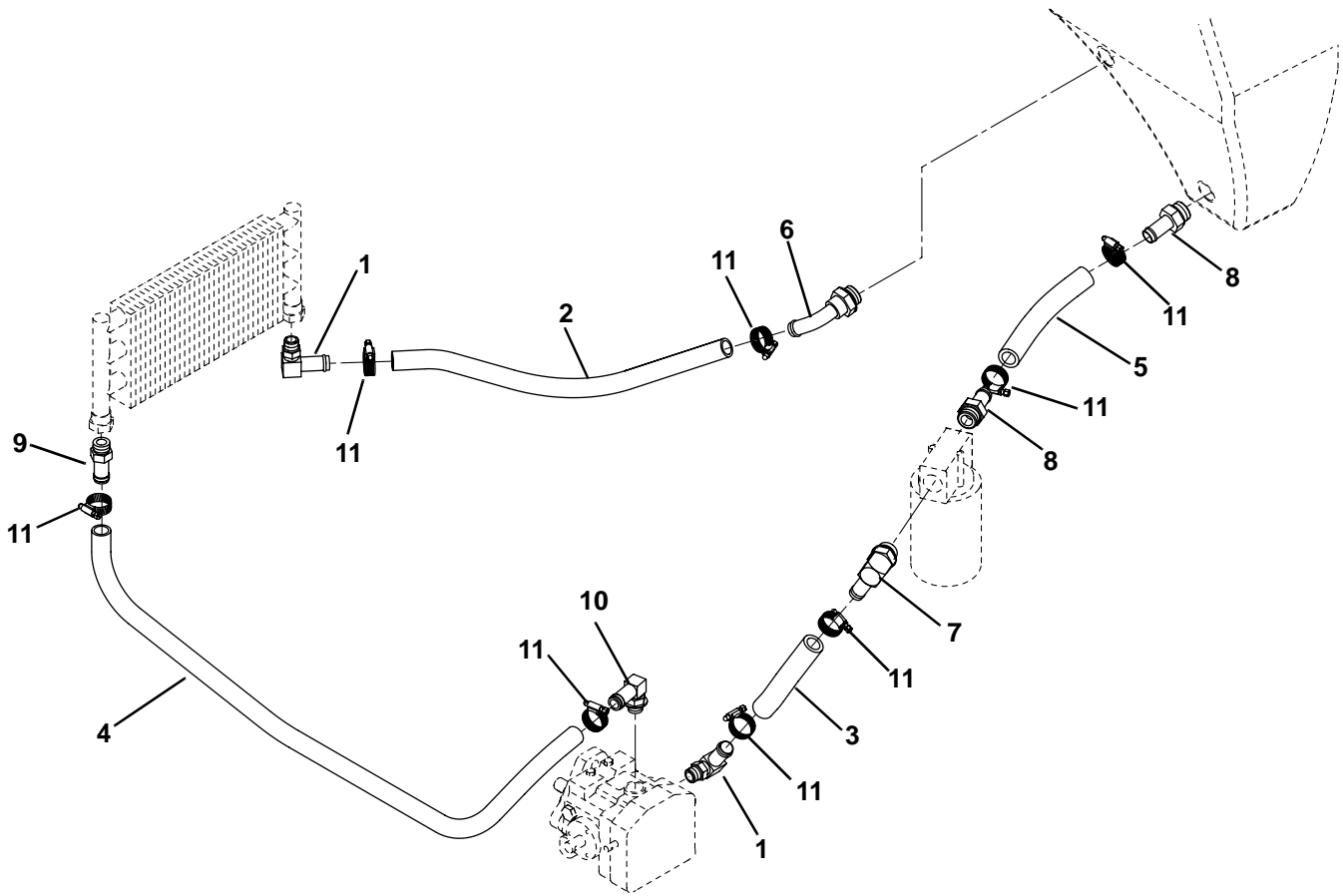
RG-14

Item	Part No.	Qty.	Description	Serial Numbers/Notes
1	163637	1	Fitting, Barbed Elbow	
2	3001025	1	Fitting, Beaded 90°	
3	364963	2	Fitting, Beaded 90°	
4	3008752	1	Fitting, Beaded Straight	
5	1003544	1	Hose, Filter to Hydro Inlet	
6	1003545	1	Hose, Hydro Out to Oil Cooler	
7	1003546	1	Hose, Tank to Filter	
8	1004026	1	Hose, Oil Cooler to Tank	
9	349816	8	Clamp, Hose	
10	3008753	1	Fitting, Beaded 90°	
11	3003256	2	Fitting, Beaded Straight	

> Change from previous revision

22.1 Diesel Oil Cooler Hydraulics

Serial No. 88007 - All



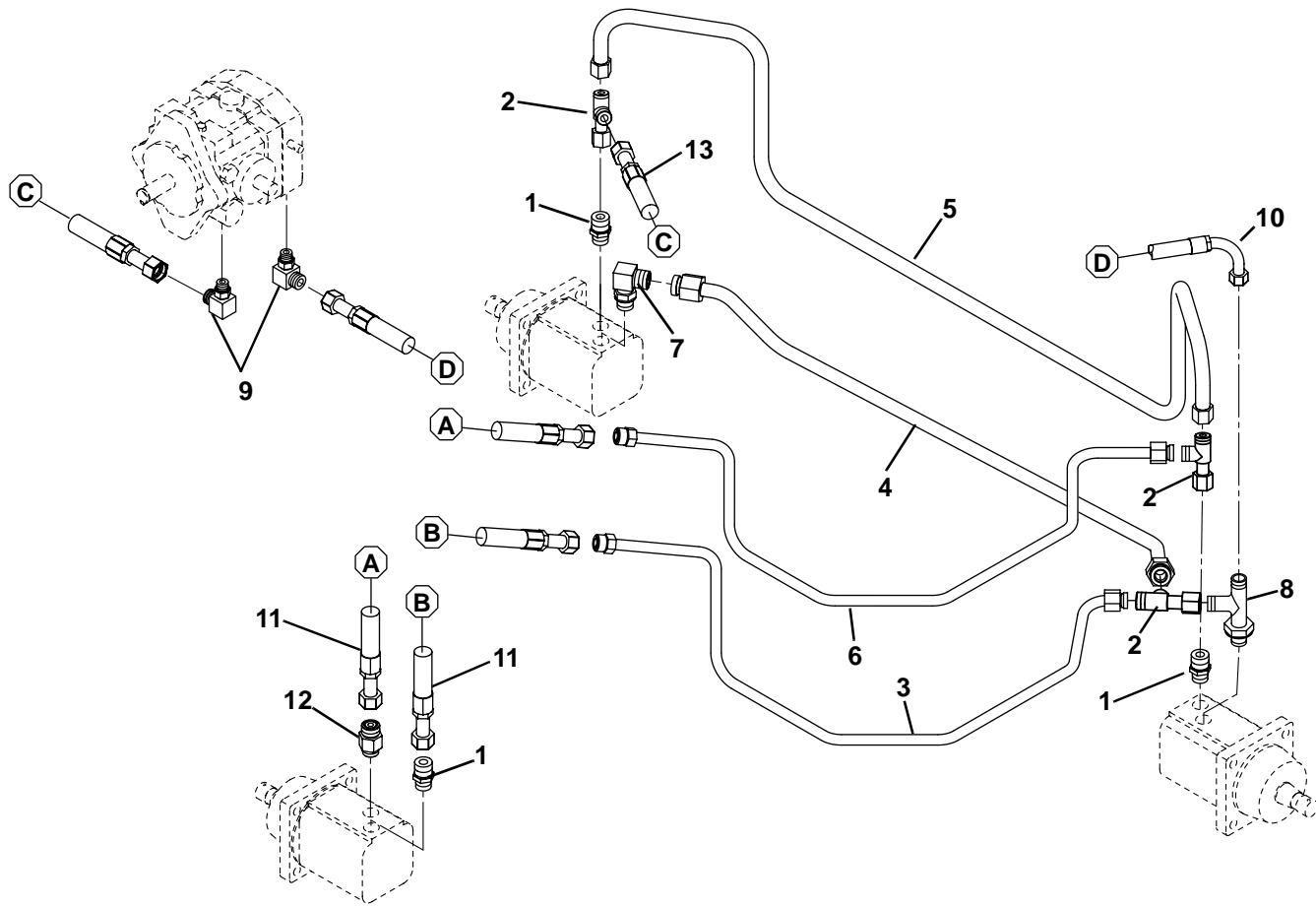
Item	Part No.	Qty.	Description	Serial Numbers/Notes
1	364963	2	Fitting, 90° Beaded	
2	1003544	1	Hose, Cooler, Out	
3	1004419	1	Hose, Hydro, In	
4	1004420	1	Hose, Hydro, Out	
5	1004421	1	Hose, Filter, In	
6	163637	1	Fitting, 90° Adjustable Elbow	
7	3001025	1	Fitting, 90° Beaded	
8	3003256	2	Fitting, Straight Beaded	
9	3008752	1	Fitting, Straight Beaded	
10	3008753	1	Elbow 90° Beaded	
11	349816	8	Clamp, Hose	

> Change from previous revision

HYDRAULIC SAND SCORPION

23.1 Gas Traction Hydraulics

Serial No. 88005 - All



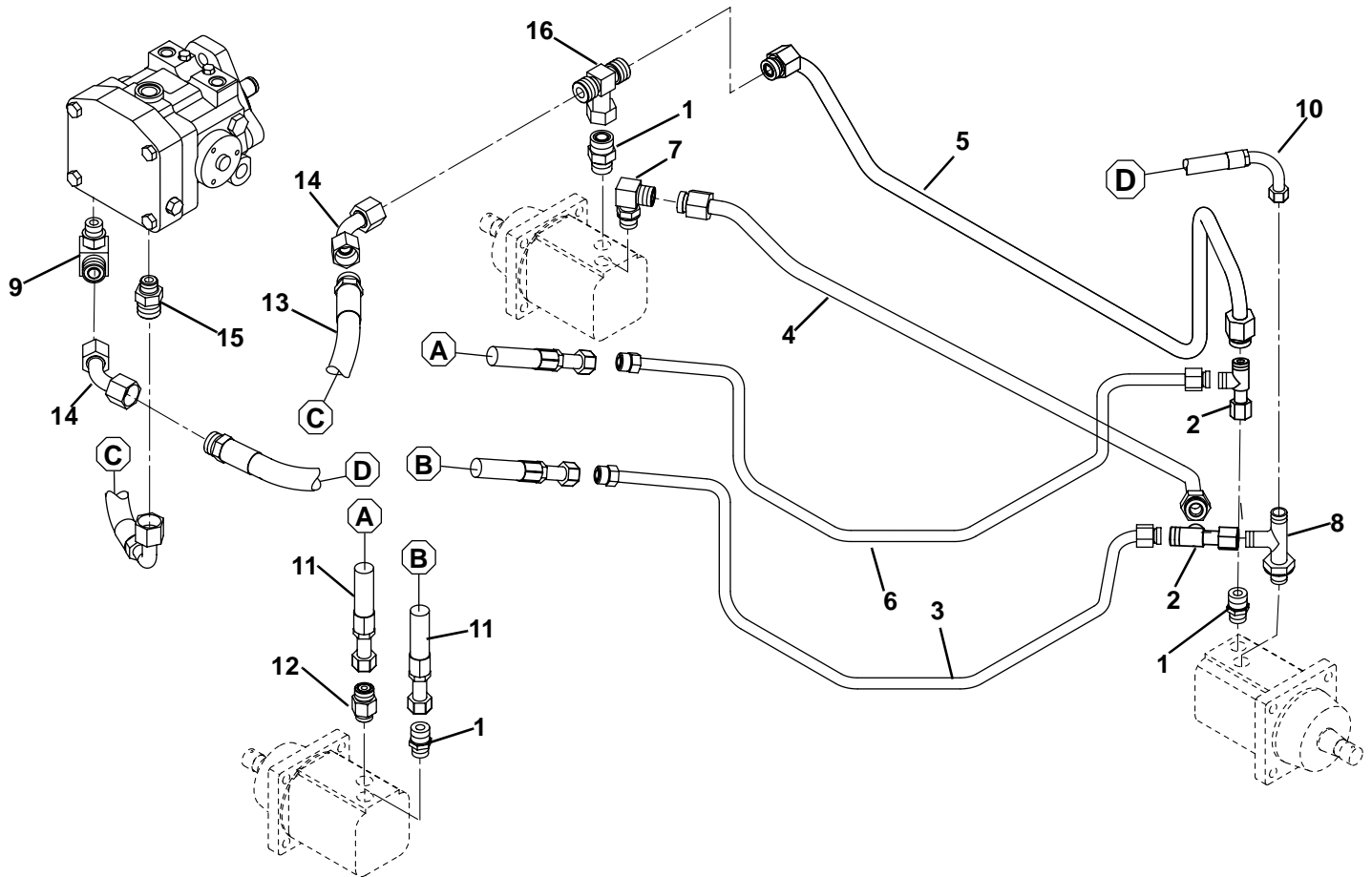
RG-12

Item	Part No.	Qty.	Description	Serial Numbers/Notes
1	339989	3	Connector, Straight	
2	340121	3	Adapter, Tee	
3	3007113	1	Hyd. Drive Tube, Front Wheel Motor	
4	3007114	1	Hyd. Drive Tube, Rear Wheel Motors	
5	3007115	1	Hyd. Drive Tube, Rear Wheel Motors	
6	3007116	1	Hyd. Drive Tube, Front Wheel Motor	
7	340070	1	Elbow, 90°	
8	340265	1	Tee, Str. Thd	
9	340069	2	Elbow, 90°	
10	1003539	1	Hose, Rear Traction	
11	1003547	2	Hose, Front Traction	
12	1003553	1	Valve, Flow Control	
13	1004027	1	Hose, Rear Traction	

> Change from previous revision

24.1 Diesel Traction Hydraulics

Serial No. 88007 - All



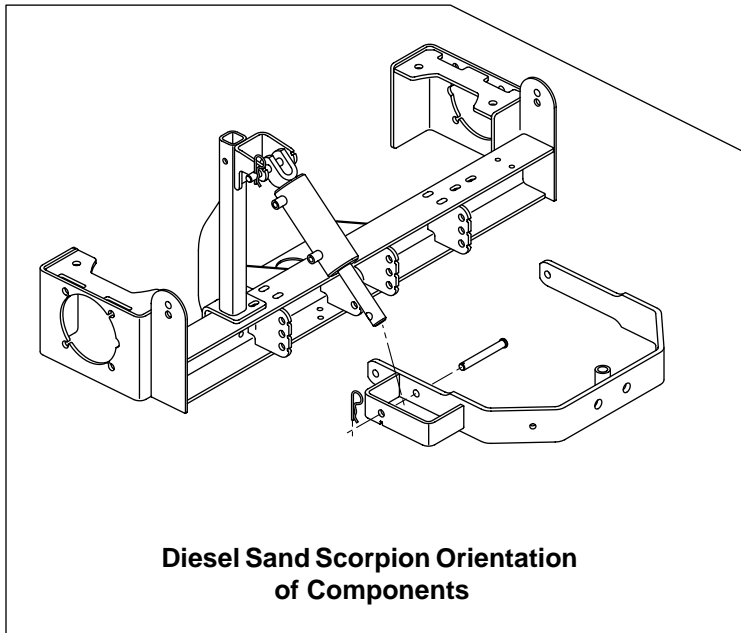
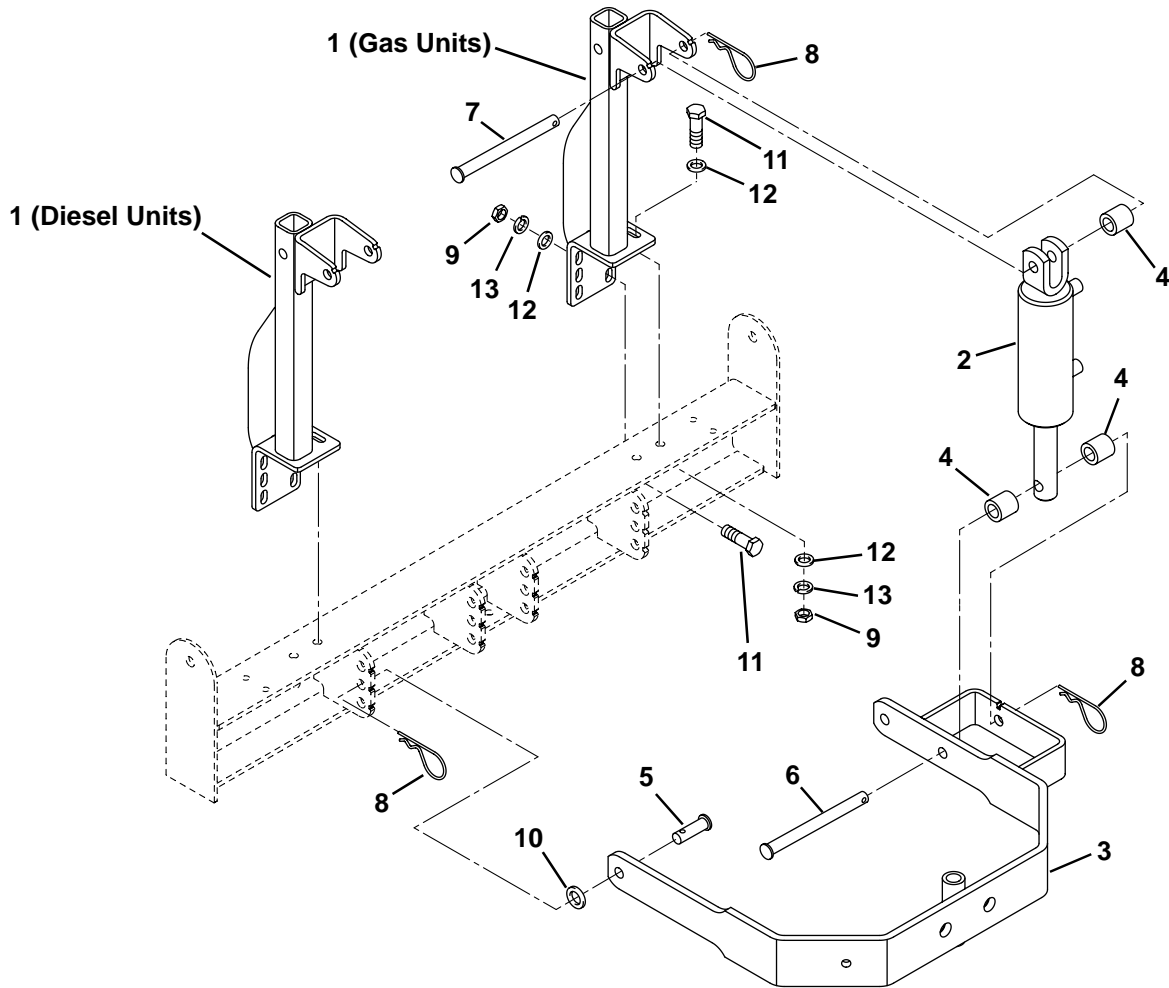
Item	Part No.	Qty.	Description	Serial Numbers/Notes
1	339989	3	Adapter, Straight	
2	340121	2	Adapter, Tee	
3	3007113	1	Hyd. Drive Tube, Front Wheel Motor	
4	3007114	1	Hyd. Drive Tube, Rear Wheel Motors	
5	3009511	1	Hyd. Drive Tube, Rear Wheel Motors	
6	3007116	1	Hyd. Drive Tube, Front Wheel Motor	
7	340070	1	Elbow, 90°	
8	340265	1	Tee, Str. Thd	
9	340069	1	Elbow, 90°	
10	1004422	1	Hose, Rear Traction	
11	1003547	2	Hose, Front Traction	
12	1003553	1	Valve, Flow Control	
13	1004426	1	Hose, Rear Traction	
14	3009519	2	Tube, Wheel Motor	
15	339988	1	Adapter, Straight	
16	340145	1	Adapter, Tee	

> Change from previous revision

HYDRAULIC SAND SCORPION

25.1 Lift Bail

Serial No. All



HYDRAULIC SAND SCORPION

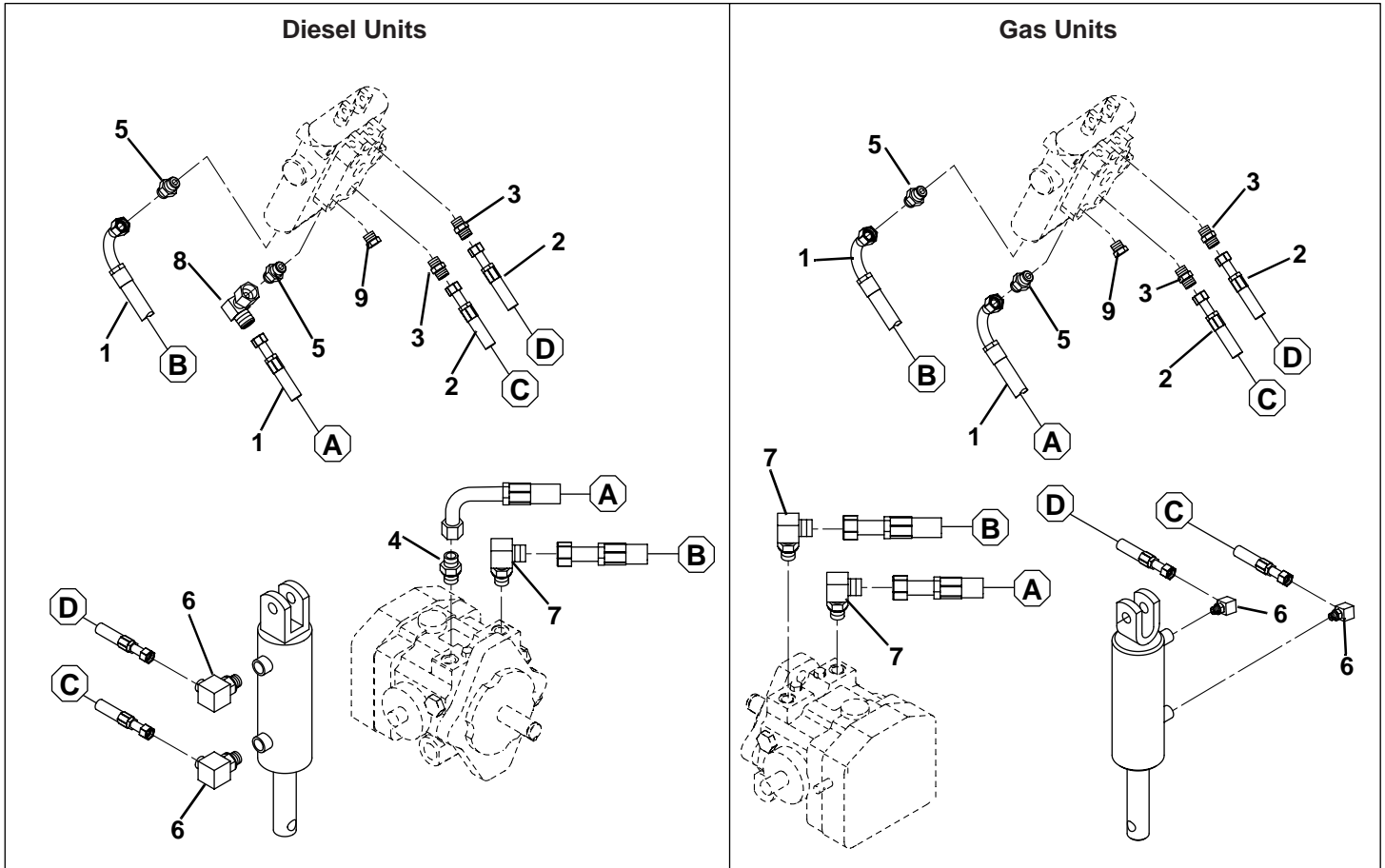
Item	Part No.	Qty.	Description	Serial Numbers/Notes
1	1002972	1	Tower, Cylinder	
2	1003236	1	Hydraulic Cylinder	
	5003446	1	Seal Kit, Gold Star	Gold Star (Snap Ring Gland) Cylinders
	5003661	1	Seal Kit, HDM	HDM (Threaded Gland) Cylinders
3	1002971	1	Bail, Hitch	
4	3006808	3	Spacer	
5	3007561	2	Clevis Pin, 1/2 x 1"	
6	3007562	1	Clevis Pin, 1/2 x 4"	
7	3000439	1	Clevis Pin, 1/2 x 3-3/4"	
8	460335	4	Hair Pin	
9	443110	4	Nut, 3/8-16 Hex	
10	453017	2	Flat Washer, 1/2	
11	400264	4	Screw, 3/8-16 x 1-1/4" Hex Head	
12	452008	5	Flat Washer, 3/8	
13	446140	4	Lockwasher, 3/8	

> Change from previous revision

HYDRAULIC SAND SCORPION

26.1 Lift Bail Hydraulics

Serial No. All

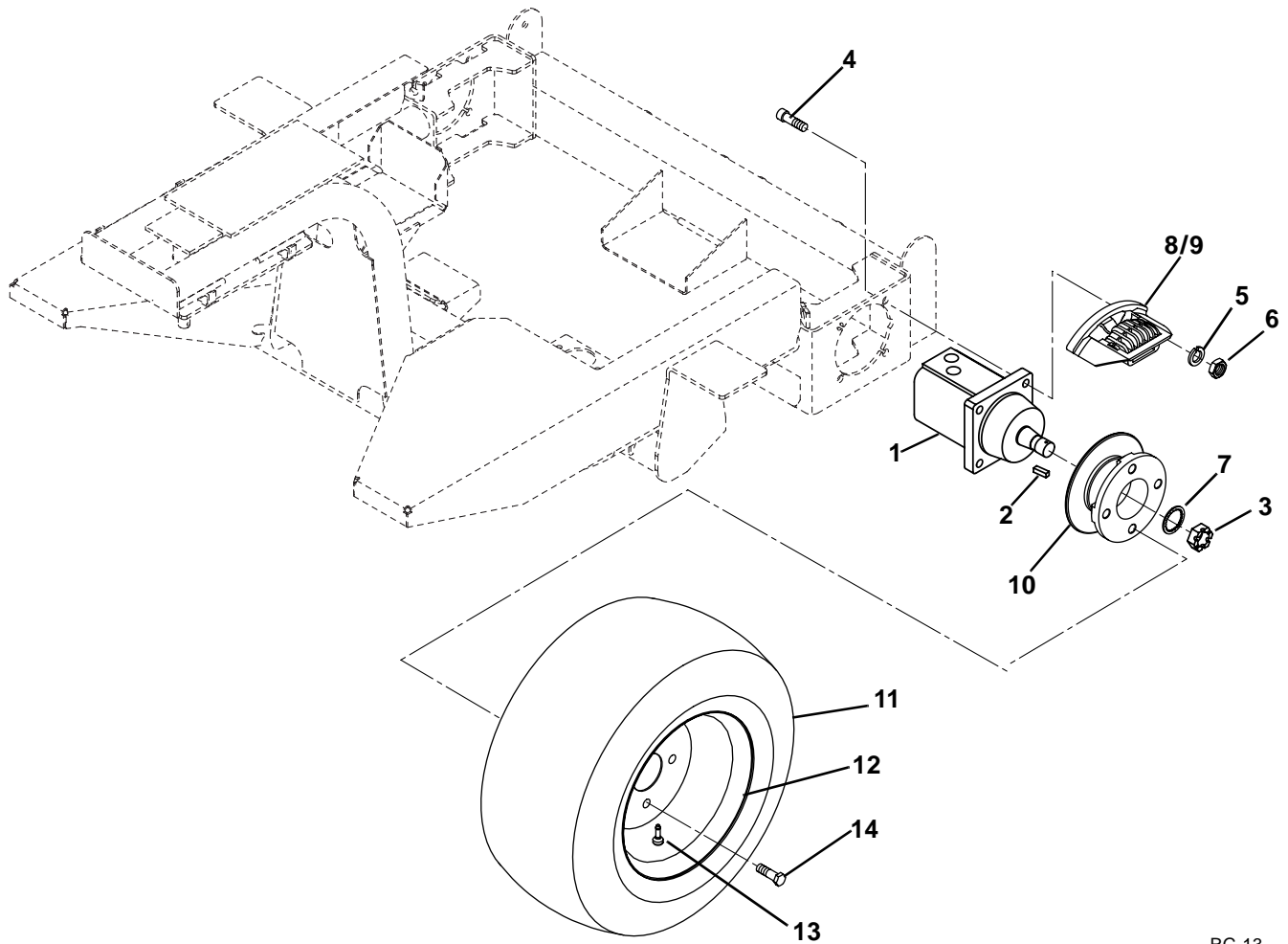


Item	Part No.	Qty.	Description	Serial Numbers/Notes
1	1003543	2	Hose, Pump to Lift Valve	Gas Units
1	1004423	2	Hose, Pump to Lift Valve	Diesel Units
2	1003541	2	Hose, Lift Valve to Cylinder	Gas Units
2	1004424	2	Hose, Lift Valve to Cylinder	Diesel Units
3	339974	2	Adapter, Straight	
4	339979	1	Adapter, Straight	Diesel Units Only
5	339984	2	Adapter, Straight	Gas Units
5	339980	2	Adapter, Straight	Diesel Units
6	340057	2	Adapter, 90°	
7	340061	2	Adapter, 90°	Gas Units
7	340061	1	Adapter, 90°	Diesel Units
8	340375	1	Adapter, 90°	Diesel Units Only
9	351122	2	Plug	

> Change from previous revision

27.1 Rear Traction Wheels

Serial No. All



RG-13

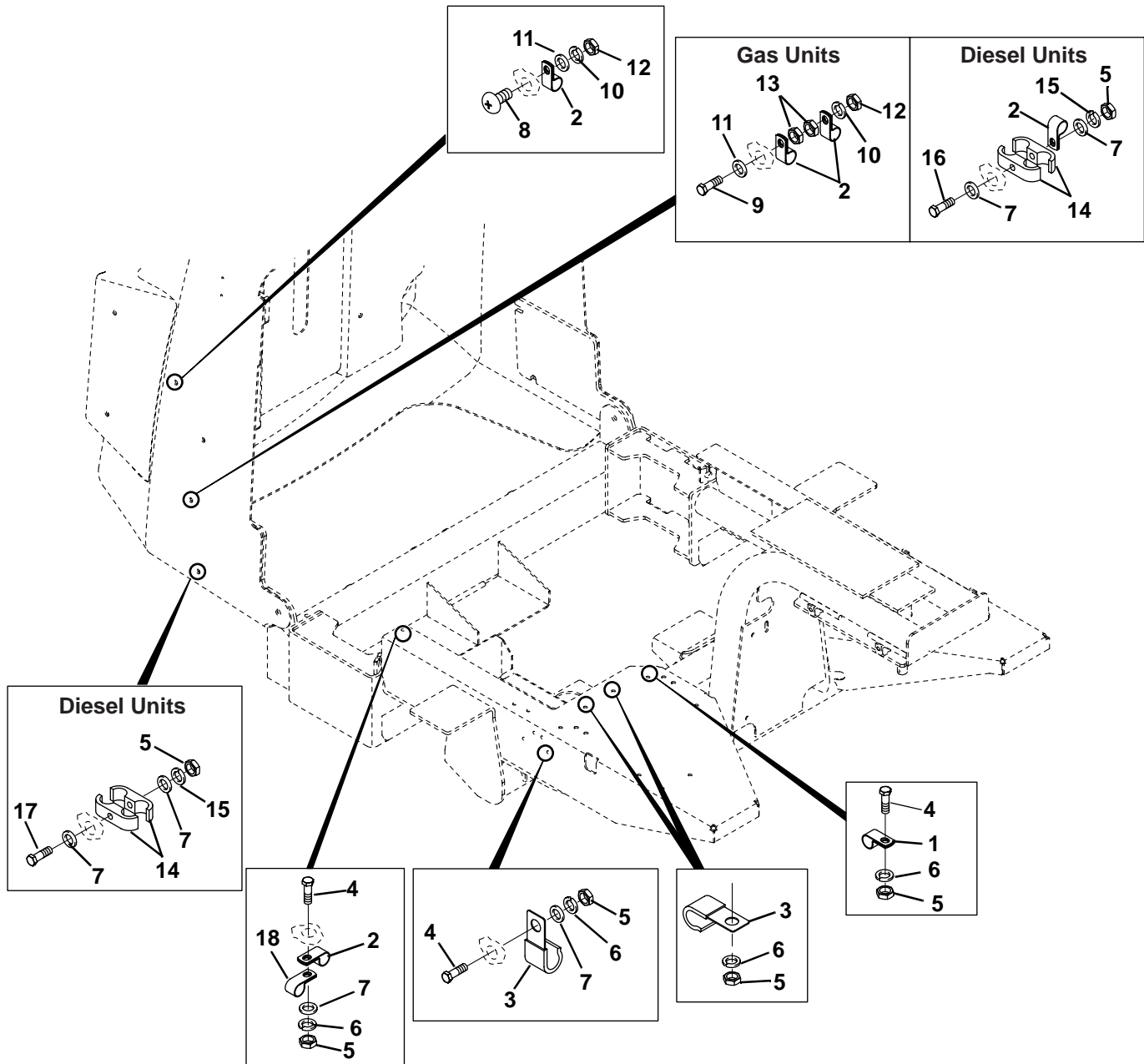
Item	Part No.	Qty.	Description	Serial Numbers/Notes
1	395325	2	Wheel Motor, 6.2 In ³ Displacement	See 34.1
2	554780	2	Key	
3	554779	2	Nut	
4	434026	8	Screw, 1/2-13 x 2" Socket Head	
5	446154	8	Lockwasher, 1/2 Heavy	
6	443118	8	Nut, 1/2-13 Hex	
7	447030	2	Lockwasher, 1" External Tooth	
8	1001634	1	L.H. Caliper Assembly	See 32.1
9	1001635	1	R.H. Caliper Assembly	See 32.1
10	395388	2	Wheel Hub	
11	5002777	2	Tire	
12	3008134	2	Wheel	
13	360111	2	Inflation Valve	
14	353914	8	Wheel Bolt	

> Change from previous revision

HYDRAULIC SAND SCORPION

28.1 Clamping

Serial No. All



NOTE:
Unless otherwise noted, Diesel and Gasoline wire harness clamping is the same.

HYDRAULIC SAND SCORPION

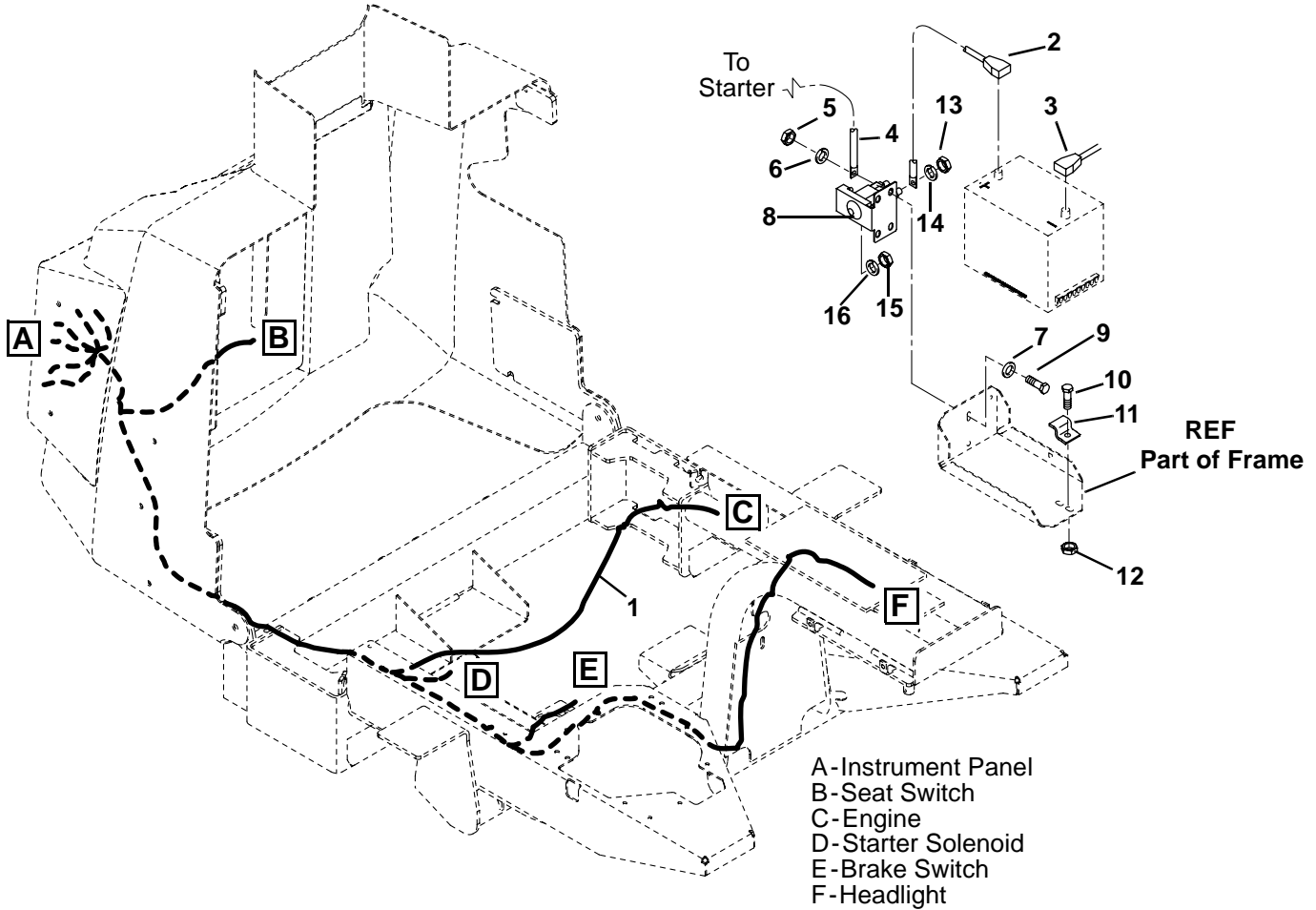
Item	Part No.	Qty.	Description	Serial Numbers/Notes
1	354081	4	Clamp, Wire Harness	
2	345671	AR	Clamp, Wire Harness	
3	3004721	3	J-Clamp, 1/2" I.D.	
4	400112	6	Screw, 1/4-20 x 1" Hex Head	
5	443102	11	Nut, 1/4-20 Hex	
6	446128	9	Lockwasher, 1/4	
7	452004	10	Flat Washer, 1/4	
8	404072	1	Screw, 5/16-18 x 1" Truss Head	
9	400198	1	Screw, 5/16-18 x 2-1/4" Hex Head	Gas Units Only
10	446136	2	Lockwasher, 5/16 Heavy	
11	453009	2	Flat Washer, 5/16	
12	443106	2	Nut, 5/16-18 Hex	
13	443118	2	Nut, 1/2-13 Hex	Gas Units Only
14	3003110	2	Clamp, 2 Hose	Diesel Units Only
15	446130	2	Lockwasher, 1/4 Heavy	Diesel Units Only
16	400124	1	Screw, 1/4-20 x 2-1/2" Hex Head	Diesel Units Only
17	400122	1	Screw, 1/4-20 x 2-1/4" Hex Head	Diesel Units Only
18	345671	1	Clamp	Gas Units
18	361064	1	Clamp, Fuel Line	Diesel Units
19	473144	AR	Cable Tie (Not Shown)	
20	3001307	2	Relay (Located Under Hood)	Gas Units
20	3001307	1	Relay (Located Under Hood)	Diesel Units

> Change from previous revision

HYDRAULIC SAND SCORPION

29.1 Gas Electrical Routing

Serial No. 88005 - All

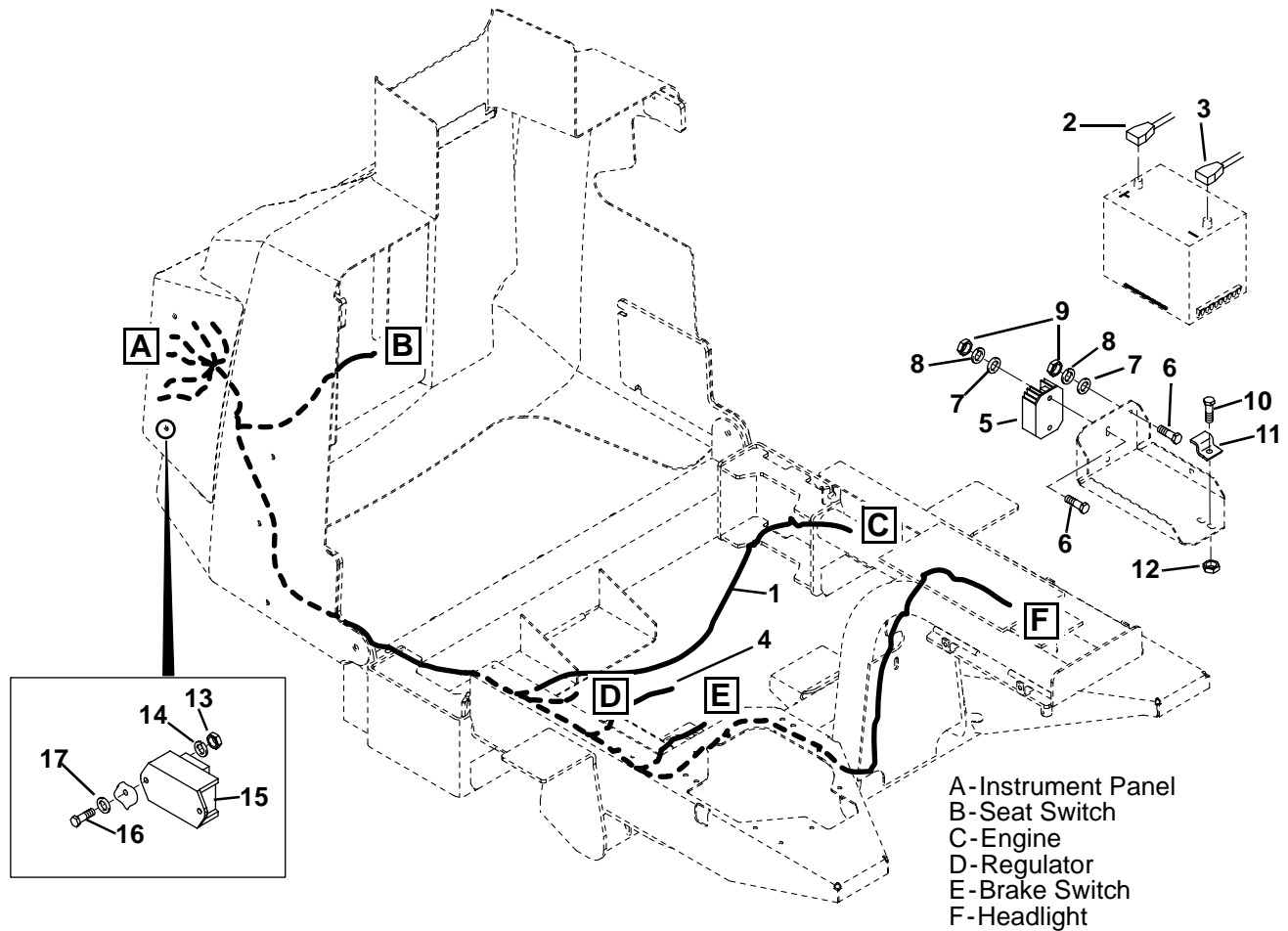


Item	Part No.	Qty.	Description	Serial Numbers/Notes
1	1003498	1	Wire Harness	
2	3007807	1	Positive Battery Cable	
3	3007808	1	Negative Battery Cable	
4	3007809	1	Cable, Solenoid to Starter	
5	443102	2	Nut, 1/4-20 Hex	
6	446128	2	Lockwasher, 1/4	
7	452004	2	Flat Washer, 1/4	
8	131905	1	Starter Solenoid	
9	400112	2	Screw, 1/4-20 x 1" Hex Head	
10	400188	1	Screw, 5/16-18 x 1" Hex Head	
11	361828	1	Battery Hold Down	
12	445795	1	Nut, 5/16-18 Spirallock Flange	
13	443108	2	Nut, 5/16-24 Hex	
14	447214	2	Lockwasher, 5/16 Internal Tooth	
15	444312	2	Nut, #10-32 Hex	
16	446118	2	Lockwasher, #10	

> Change from previous revision

30.1 Diesel Electrical Routing

Serial No. 88007 - All



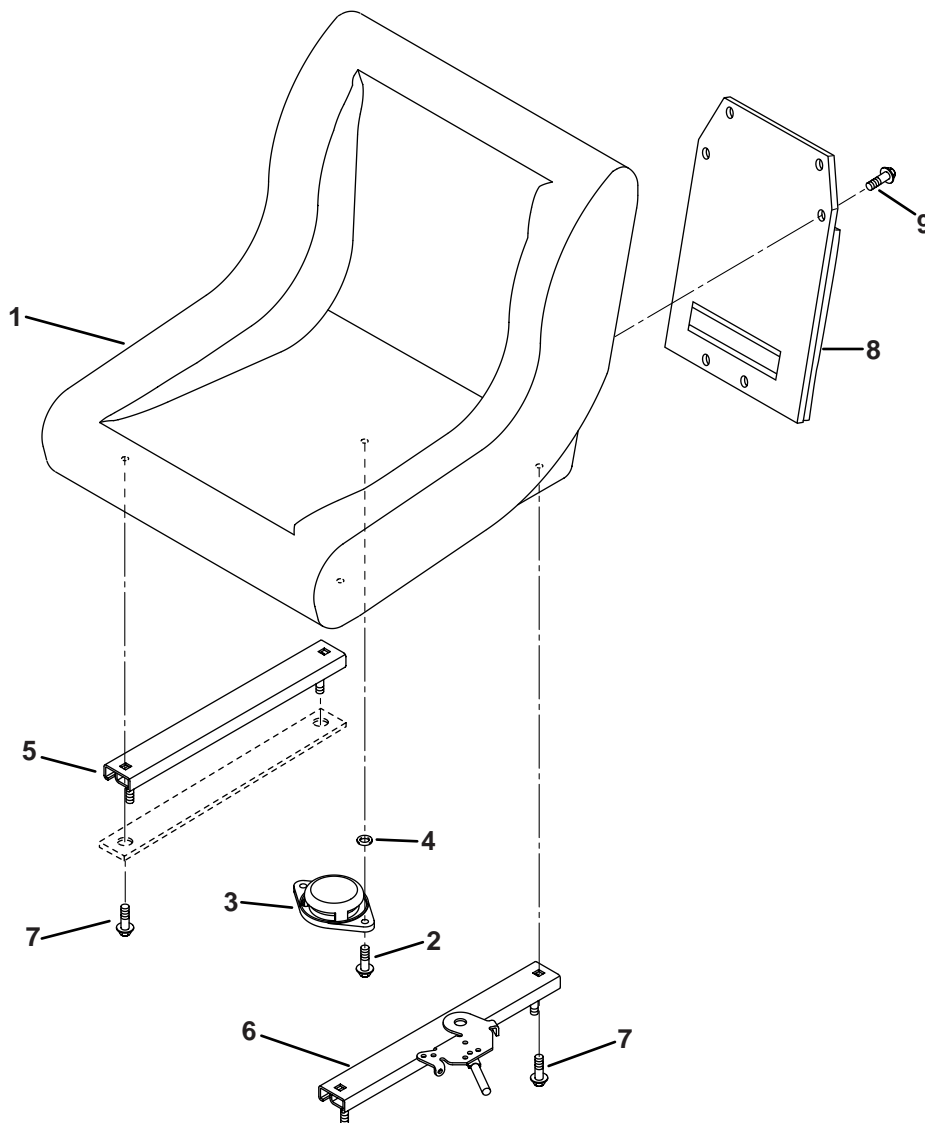
Item	Part No.	Qty.	Description	Serial Numbers/Notes
1	1004497	1	Wire Harness	
2	3007807	1	Positive Battery Cable	
3	3007808	1	Negative Battery Cable	
4	3010780	1	Jumper Wire	Starter Post to Wire Harness
5	REF	1	Regulator	See Engine Manual
6	400112	3	Screw, 1/4-20 x 1" Hex Head	
7	452004	3	Flat Washer, 1/4	
8	446128	3	Lockwasher, 1/4	
9	443102	3	Nut, 1/4-20 Hex	
10	400188	1	Screw, 5/16-18 x 1" Hex Head	
11	361828	1	Battery Hold Down	
12	445795	1	Nut, 5/16-18 Spirallock Flange	
13	446112	1	Nut, #8-32 Hex	
14	444306	1	Lockwasher, #8	
15	3009544	1	Time Delay Relay	
16	403860	1	Screw, #8-32 x 5/8" Truss Head	
17	452002	1	Flat Washer, #8	

> Change from previous revision

HYDRAULIC SAND SCORPION

31.1 Seat Assembly

Serial No. All

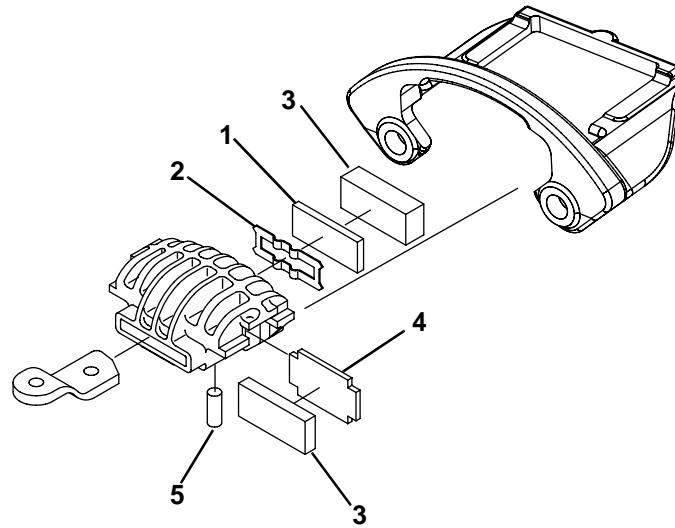


Item	Part No.	Qty.	Description	Serial Numbers/Notes
1	1003282	1	Seat, 15" Plastic Back	
2	409708	2	Screw, 1/4-14 x 5/8" Thread Form	
3	554390	1	Seat Switch (Normally Open)	
4	453023	2	Flat Washer, 1/4	
5	3006988	1	Adjuster, Slave	
6	3006991	1	Adjuster, Latching	
7	3005291	4	Screw, M8-1.25 x 16mm Hex	
8	3003928	1	Pouch, Seat	
9	409811	2	Screw, 5/16-18 x 5/8" Type T	

> Change from previous revision

32.1 Brake Calipers

Part No's 1001634 and 1001635



Item	Part No.	Qty.	Description	Serial Numbers/Notes
1	557826	1	Pad Support	
2	557825	1	Lever Retainer Spring	
3	503660	1	Pad Set	
4	557824	1	Pad Support	
5	557823	1	Pivot Pin	

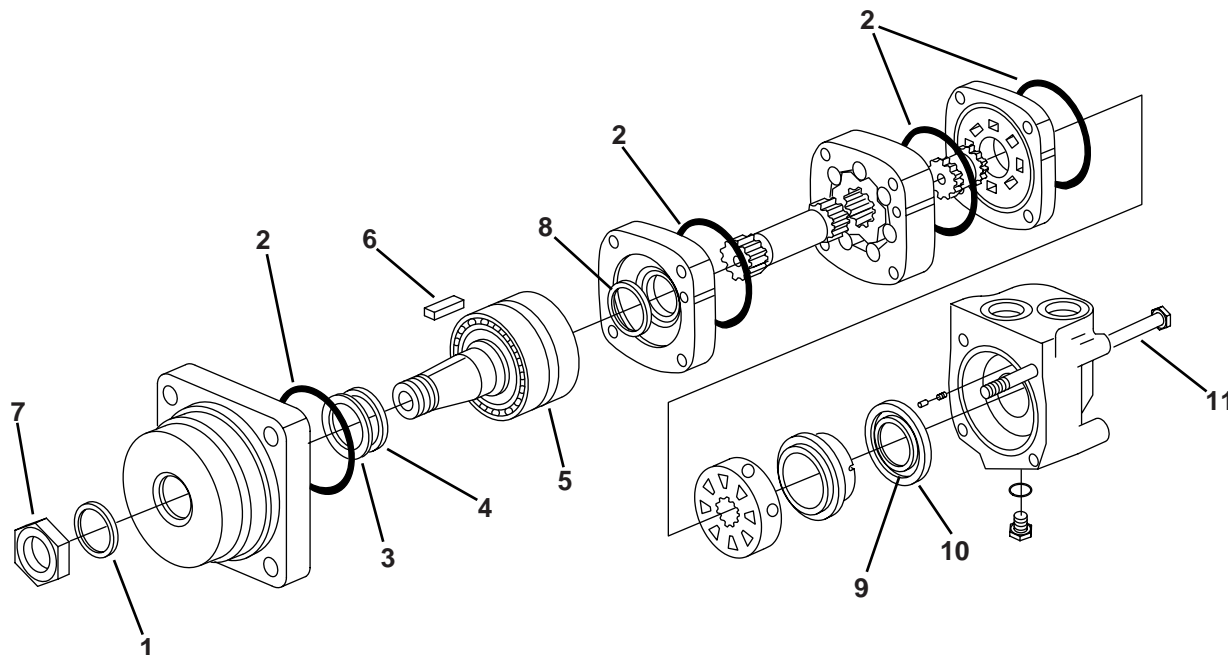
> Change from previous revision

HYDRAULIC SAND SCORPION

33.1 Front Wheel Motor

Serial No. All

Part No. 1002477



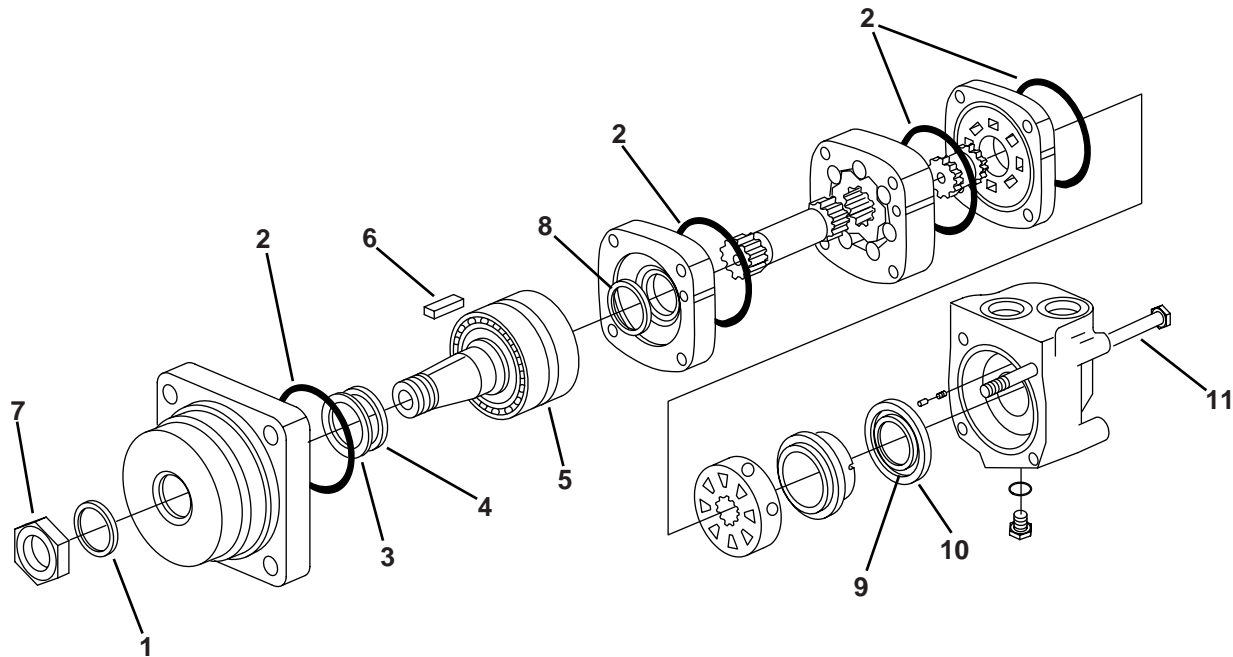
Item	Part No.	Qty.	Description	Serial Numbers/Notes
1	A	1	Seal Exclusion	
2	A	4	Seal, 3" I.D.	
3	A	1	Back-Up Ring	
4	A	1	Shaft Seal	
5	554781	1	Shaft and Bearing Kit	
6	554780	1	Key	
7	554779	1	Nut	
8	A	1	Shaft, Face Seal	
9	A	1	Inner Face Seal	
10	A	1	Outer Face Seal	
11	554782	4	Bolt	
A	554783	1	Seal Kit	

> Change from previous revision

34.1 Rear Wheel Motor

Serial No. All

Part No. 395325



Item	Part No.	Qty.	Description	Serial Numbers/Notes
A	554783	1	Seal Kit	Includes items marked 'A'
1	A	1	Seal Exclusion	
2	A	4	Seal, 3" I.D.	
3	A	1	Back-Up Ring	
4	A	1	Shaft Seal	
5	554781	1	Shaft and Bearing Kit	
6	554780	1	Key	
7	554779	1	Nut	
8	A	1	Shaft, Face Seal	
9	A	1	Inner Face Seal	
10	A	1	Outer Face Seal	
11	554954	4	Bolt	

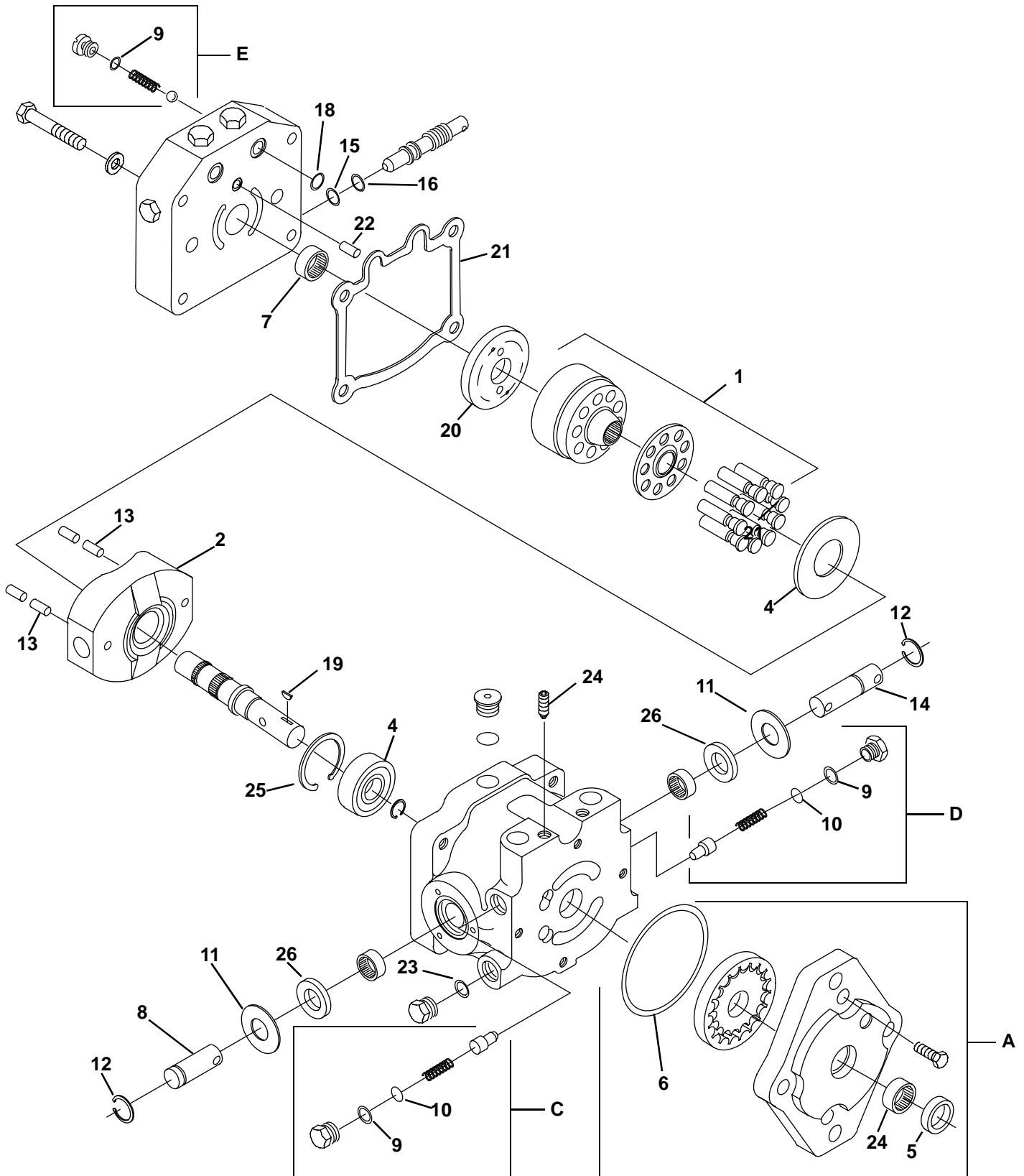
> Change from previous revision

HYDRAULIC SAND SCORPION

35.1 Hydraulic Pump

Part Number 1003249

Serial No. All



HYDRAULIC SAND SCORPION

Item	Part No.	Qty.	Description	Serial Numbers/Notes
1	156287	1	Cylinder Block Kit	
2	333831	1	Swash Plate	
3	333844	2	Thrust Plate	
4	5003452	1	Ball Bearing	
5	A, B	1	Lip Seal	
6	A, B	1	O-Ring	
7	558136	1	Roller Bearing	
8	558127	1	Trunnion Shaft	
9	B, C, D, E	4	O-Ring	
10	B, C, D	1	Shim Kit	
11	333846	2	Washer	
12	333845	2	Retaining Ring	
13	349577	3	Spring Coiled Pin	
14	333835	1	Trunnion Shaft	
15	B	1	O-Ring	
16	B	1	Back-Up Ring	
17	590063	2	Pipe Plug	
18	B	2	O-Ring	
19	5003448	1	Key	
20	5003449	1	Valve Plate	
21	B	1	Gasket	
22	333855	1	Pin	
23	B	1	O-Ring	
24	551048	1	Needle Bearing	
25	360803	1	Retaining Ring	
A	5003450	1	Charge Pump Kit	Includes Items 5, 6 and 24
		1	Charge Pump Housing	
		4	Screw	
		1	Gerotor Assembly	
B	5002068	1	Seal Kit	Includes Items 5, 6, 9, 10, 15, 16, 18, 21 and 23
C	2500596	1	Charge Pump Kit	Includes Items 9 and 10
		1	Plug	
		1	Charge Relief Spring	
		1	Charge Relief Cone	
D	2500597	1	Implement Relief Kit	Includes Items 9 and 10
		1	Plug	
		1	Implement Relief Spring	
		1	Implement Relief Cone	
E	5003451	2	Check Valve Kit	Includes Item 9
		1	Ball	
		1	Spring	
		1	Plug	

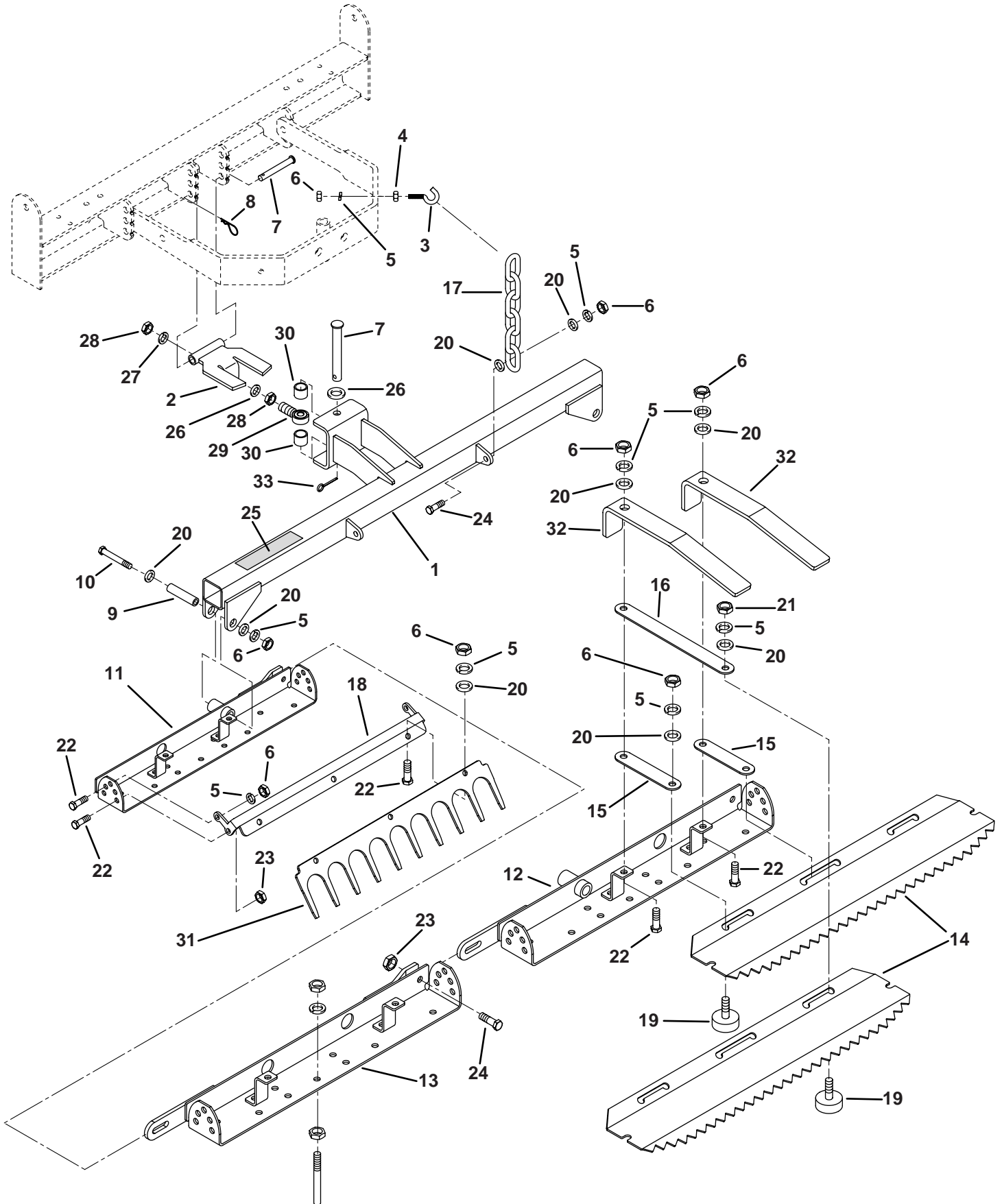
> Change from previous revision

HYDRAULIC SAND SCORPION

36.1 Trap Rake

Product Number 88014

Serial No. All



HYDRAULIC SAND SCORPION

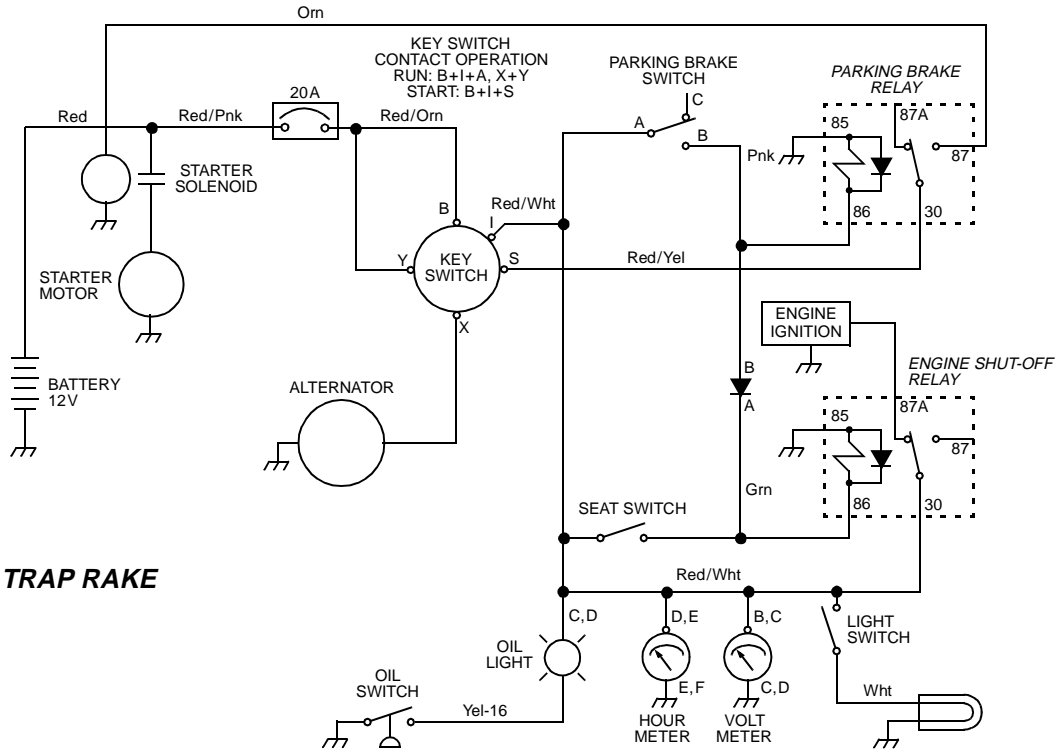
Item	Part No.	Qty.	Description	Serial Numbers/Notes
1	1002881	1	Bar Assembly	
2	1004164	1	Hitch	
3	551061	2	Hook Bolt	
4	443810	2	Nut, 3/8-16 Hex Jam	
5	446142	37	Lockwasher, 3/8 Heavy	
6	443110	27	Nut, 3/8-16 Hex	
7	3007562	2	Pin, 1/2 x 4" Clevis	
8	460335	1	Pin, 1/8 x 2-3/8" Hair	
9	3007652	2	Bushing, Rake Pivot	
10	401028	2	Screw, 3/8-16 x 3-1/4" Hex Head	
11	1003514	1	Section, Left Rake	
12	1003515	1	Section, Right Rake	
13	1003516	1	Section, Center Rake	
14	3006181	5	Rake, Finish	
15	3006178	6	Strap, Short	
16	3006177	4	Strap, Long	
17	3006375	2	Chain, Rake Lift	
18	3009018	3	Rake, Adjustable	
19	354989	10	Stop, Rubber	
20	452008	33	Flat Washer, 3/8	
21	443112	10	Nut, 3/8-24 Hex	
22	400260	21	Screw, 3/8-16 x 7/8" Hex Head	
23	444762	8	Locknut, 3/8-16 Center	
24	400264	10	Screw, 3/8-16 x 1-1/4" Hex Head	
25	3007502	1	Decal, Jacobsen	
26	452012	2	Flat Washer, 1/2	
27	446154	1	Lockwasher, 1/2 Heavy	
28	443820	2	Nut, 1/2-20 Hex Jam	
29	365104	1	Rod End	
30	352781	2	Tube, Spacer	
31	3009019	3	Rake, Adjustable	
32	3009192	6	Bar, Anti-Flip	
33	460038	1	Cotter Pin, 5/32 x 1"	

> Change from previous revision

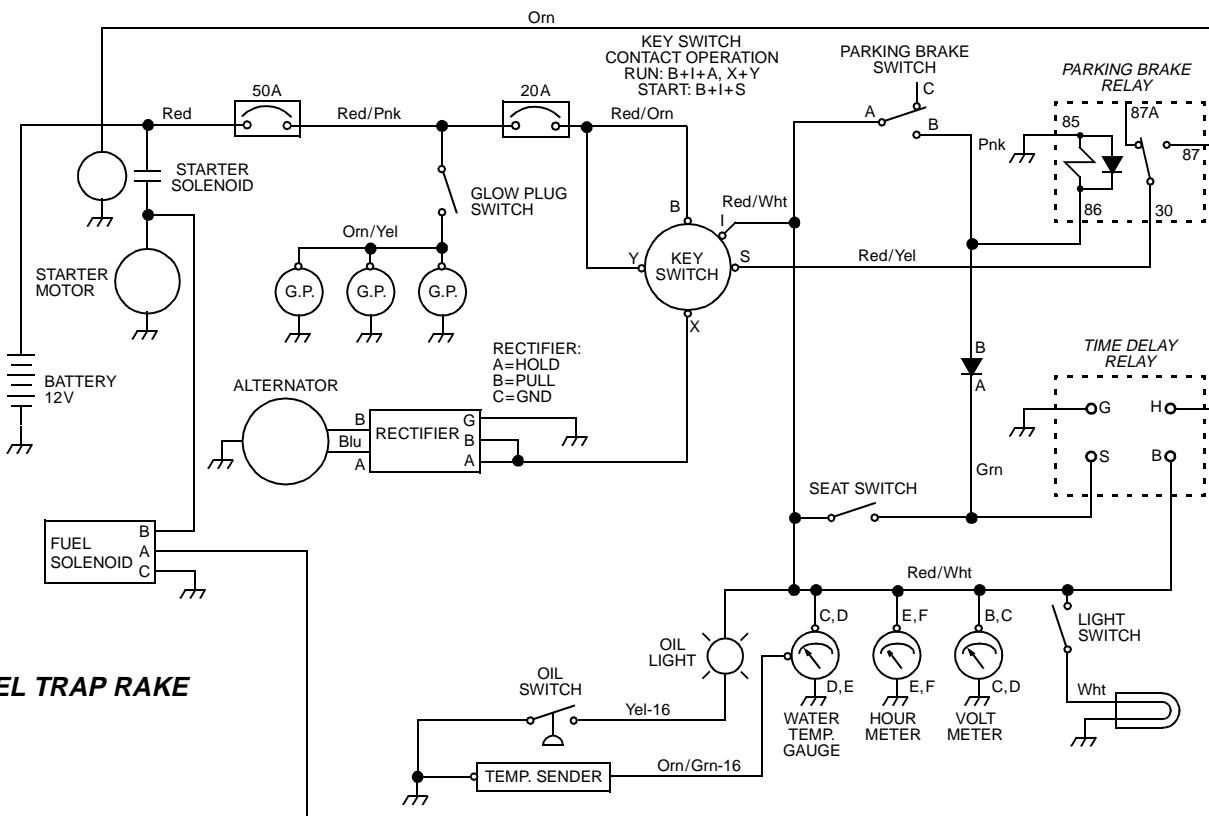
HYDRAULIC SAND SCORPION

37.1 Electrical Schematic

Serial No. All



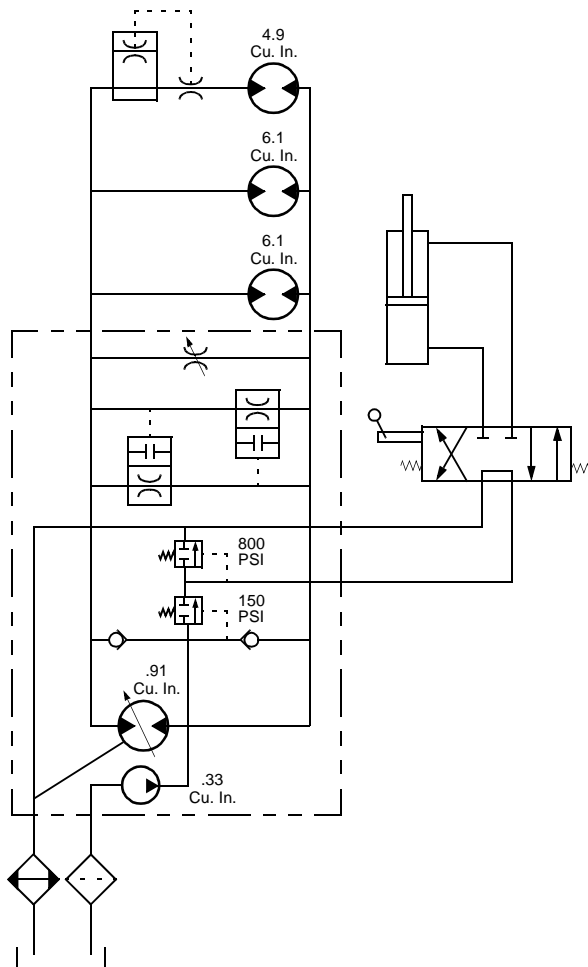
GASOLINE TRAP RAKE



DIESEL TRAP RAKE

38.1 Hydraulic Schematic

Serial No. All



INDEX

1000373.....	9	1004201.....	7	3003955.....	17	3007787.....	39, 41
1000374.....	9	1004242.....	27	3004151.....	35	3007807.....	54, 55
1001121.....	27, 33	1004388.....	11	3004496.....	7	3007808.....	54, 55
1001148.....	27, 33	1004396.....	29	3004721.....	53	3007809.....	54
1001441.....	21	1004397.....	29	3005291.....	56	3007854.....	19
1001634.....	51	1004406.....	29	3005345.....	23	3007855.....	19
1001635.....	51	1004419.....	45	3005556.....	23	3007856.....	19
1001752.....	27, 33	1004420.....	45	3005557.....	21	3007863.....	5
1001923.....	39	1004421.....	45	3005562.....	23	3007871.....	5
1001958.....	9, 11	1004422.....	47	3005564.....	23	3007878.....	5
1002033.....	25	1004423.....	50	3005565.....	23	3007879.....	5
1002477.....	21	1004424.....	50	3005574.....	23	3007887.....	5
1002478.....	7	1004426.....	47	3005763.....	21	3008038.....	23
1002479.....	7	1004497.....	55	3005764.....	21	3008040.....	17
1002573.....	23	1004527.....	41	3005783.....	25, 29	3008134.....	21, 51
1002577.....	21	1004528.....	39, 41	3005784.....	25, 29	3008369.....	7
1002701.....	23	1004569.....	31	3005834.....	19	3008492.....	15
1002711.....	25	1004570.....	31	3006067.....	43	3008493.....	15
1002726.....	23	1004776.....	13	3006081.....	43	3008495.....	15
1002728.....	23	131905.....	54	3006177.....	63	3008497.....	15
1002881.....	63	132647.....	37	3006178.....	63	3008527.....	15
1002971.....	49	156287.....	61	3006181.....	63	3008573.....	27, 33
1002972.....	49	158501.....	11	3006318.....	43	3008690.....	15
1003030.....	25	162478.....	35	3006375.....	63	3008752.....	44, 45
1003112.....	13	162720.....	11	3006436.....	9, 11	3008753.....	44, 45
1003117.....	15	162721.....	9, 11	3006750.....	15	3008769.....	27
1003121.....	17	162723.....	9	3006757.....	17	3008807.....	43
1003122.....	17	163637.....	44, 45	3006785.....	15	3008818.....	25
1003236.....	49	163955.....	7	3006808.....	49	3008863.....	27
1003249.....	25, 29	164194.....	9	3006941.....	15	3008869.....	25
1003282.....	56	1985041.....	11	3006942.....	15	3008883.....	27, 33
1003391.....	7	220290.....	21	3006988.....	56	3008891.....	25
1003498.....	54	2500476.....	25	3006991.....	56	3008911.....	25
1003502.....	39, 41	2500596.....	61	3007056.....	5	3009018.....	63
1003514.....	63	2500597.....	61	3007107.....	13	3009019.....	63
1003515.....	63	2811364.....	23	3007113.....	46, 47	3009023.....	15
1003516.....	63	3000268.....	41	3007114.....	46, 47	3009065.....	29
1003539.....	46	3000359.....	11	3007115.....	46	3009074.....	7
1003540.....	19	3000439.....	49	3007116.....	46, 47	3009131.....	21
1003541.....	50	3000587.....	39	3007118.....	13	3009136.....	27
1003542.....	19	3000693.....	39, 41	3007119.....	13	3009137.....	25
1003543.....	50	3001025.....	44, 45	3007129.....	5	3009154.....	9
1003544.....	44, 45	3001307.....	53	3007358.....	13	3009155.....	5
1003545.....	44	3002308.....	5	3007502.....	63	3009156.....	7
1003546.....	44	3002309.....	5	3007503.....	5	3009192.....	63
1003547.....	46, 47	3003110.....	53	3007512.....	5	3009215.....	27
1003553.....	46, 47	3003143.....	17	3007535.....	25	3009226.....	27, 33
1003673.....	13	3003256.....	44, 45	3007561.....	49	3009263.....	29
1003674.....	13	3003382.....	19	3007562.....	49, 63	3009264.....	29
1003698.....	13	3003473.....	21	3007627.....	15	3009368.....	39
1003923.....	15	3003474.....	17	3007629.....	15	3009380.....	11
1004026.....	44	3003475.....	15	3007637.....	15	3009394.....	33
1004027.....	46	3003561.....	17	3007638.....	17	3009442.....	33
1004164.....	63	3003602.....	17	3007652.....	63	3009443.....	5
1004171.....	13	3003762.....	37	3007689.....	5	3009503.....	33
1004193.....	29	3003928.....	56	3007774.....	25, 33	3009511.....	47

INDEX

3009519.....	47	340069.....	46, 47	364235.....	39, 41	5002286.....	19
3009544.....	55	340070.....	46, 47	364501.....	29	5002644.....	29
3009597.....	15	340121.....	46, 47	364661.....	5	5002777.....	21, 51
3009689.....	31	340145.....	47	364724.....	23	5002778.....	25
3009731.....	13	340375.....	50	364774.....	9, 11	5002916.....	21
3009733.....	41	340625.....	46, 47	364963.....	44, 45	5003107.....	7
3009734.....	39, 41	340752.....	9	365104.....	63	5003174.....	27
3009735.....	35	340830.....	5	366526.....	37	5003194.....	7
3009752.....	5	344545.....	17, 39, 41	366884.....	29	5003446.....	49
3009753.....	7	345625.....	39, 41	367037.....	17	5003450.....	61
3009777.....	29	345666.....	31, 33, 41	367191.....	35	5003451.....	61
3009827.....	27	345671.....	53	391233.....	25	5003452.....	61
3009860.....	31	349577.....	61	395325.....	51	5003661.....	49
3009899.....	7	349816.....	44, 45	395388.....	51	503660.....	57
3009932.....	29	351122.....	43, 50	458001.....	41	549597.....	27, 33
3010067.....	7	351956.....	19	458440.....	19	550489.....	33
3010086.....	29	352487.....	5	461453.....	19	551048.....	61
3010134.....	19	352726.....	15, 17, 21, 23	461475.....	17	551061.....	63
3010228.....	5	352781.....	63	461493.....	19	553020.....	29
3010780.....	55	352936.....	17	470502.....	21	553913.....	31
308949.....	39, 41	353914.....	21, 51	5000039.....	9, 11	553926.....	31
319755.....	7, 13	354081.....	23, 53	5000188.....	25	553929.....	31
324887.....	35	354989.....	15, 17, 63	5000189.....	25	554390.....	56
326112.....	27, 33	358971.....	27, 31	5000436.....	25	554748.....	37
333831.....	61	360111.....	21, 51	5000440.....	25	554751.....	37
333835.....	61	360803.....	61	5000441.....	25	554752.....	37
333844.....	61	360934.....	35	5000527.....	13	554779.....	21, 51, 58, 59
333845.....	61	361064.....	53	5000912.....	27, 33	554780.....	21, 51, 58, 59
333846.....	61	361108.....	39, 41	5000913.....	27, 33	554781.....	58, 59
333855.....	61	361117.....	37	5000914.....	27, 33	554782.....	58
336640.....	5	361748.....	37	5001947.....	33	554783.....	58, 59
338289.....	35	361808.....	21	5001964.....	31	554954.....	59
338601.....	11	361828.....	54, 55	5001966.....	31	557823.....	57
339237.....	5	361854.....	5	5001974.....	31	557824.....	57
339974.....	50	361898.....	29	5001975.....	31	557825.....	57
339979.....	50	362263.....	31	5001976.....	31	557826.....	57
339980.....	50	362539.....	29, 35	5002062.....	61	558127.....	61
339984.....	50	362744.....	39, 41	5002063.....	61	558136.....	61
339988.....	47	363485.....	29, 31	5002068.....	61	590063.....	61
339989.....	46, 47	363586.....	35	5002101.....	9, 11		
340057.....	50	363961.....	11	5002102.....	9, 11		
340061.....	50	363962.....	11	5002171.....	19		

