



# RANSOMES<sup>®</sup>

## Parts Manual

---

### T-Plex 185

Series:UL -26" Cutting Unit / Series: US -30" Cutting Unit - Engine type: Kubota model D722B  
Product codes:LGXX006 / LGXX008



**WARNING:** If incorrectly used this machine can cause severe injury. Those who use and maintain this machine should be trained in its proper use, warned of its dangers and should read the entire manual before attempting to set up, operate, adjust or service the machine.







# INTRODUCTION

## ITEM NUMBER

Each part which is identified in the illustrations has an item number. Parts which do not have an item number may not be readily identified in the illustration but are usually closely associated with the immediately adjacent part.

## ASSEMBLIES

A complete assembly, e.g. a wheel motor or hydraulic motor or roll assembly, is listed as a complete item with subsequent individual components listed separately.

The assembly is listed under its part number with component parts being listed offset to the right, e.g:-

ITEM	JACOBSEN PART NO.	DESCRIPTION	QTY
1	LMSD798	Roll Assy.	1
2	MBB4490	• Tube	1
3	LMSD926	• End Cap Assy.	2
4	MBB6851	•• End Cap	1
5	H009116	•• Bearing	1
6	MBB2356	• Seal Housing	1
7	A224016	• Seal	2
*	A122192	Screw	2

It may not be possible to illustrate every item. With certain items purchased from outside suppliers some component parts may not be available from Jacobsen and may need to be specially ordered from the supplier e.g. Volvo hydraulic motor components.

## QUANTITIES

Quantities shown are for one assembly or sub-assembly.

## USING THE PARTS LIST

Determine the function and application of the part required. Turn to the main index page and select the appropriate section. Locate the part on the illustration and parts list and read off the quantity from the appropriate MODEL column.

## NUMERICAL INDEX

This is a summary of all part numbers used in the manual arranged in numerical sequence and showing the page and item number under which the parts appear.

## ORDERING OF SPARE PARTS

When ordering replacement parts, it is most important to quote the SERIAL NUMBER of the machine, PART NUMBER, DESCRIPTION and QUANTITY required.



# INTRODUCTIE

## ILLUSTRATIE-NUMMER

Ieder onderdeel dat in de illustratie wordt weergegeven, is voorzien van een illustratie-nummer. Het is mogelijk dat onderdelen zonder een dergelijk illustratie-nummer, niet onmiddellijk in de illustratie kunnen worden gevonden. Deze behoren echter, over het algemeen, bij het onmiddellijk daarnaast geplaatste onderdeel.

## SYSTEMEN

Een compleet systeem, zoals bijvoorbeeld een wiel, een motor, een hydraulische motor of rol, wordt als een compleet illustratie-nummer vermeld. De afzonderlijke componenten worden apart vermeld. Het systeem wordt ook vermeld onder het onderdeelnummer, terwijl onderdelen, iets inspringend naar rechts, zijn vermeld. Bijvoorbeeld:-

<b>ILLUSTRATIE NUMMER</b>	<b>JACOBSEN ONDERDEELNR.</b>	<b>BESCHRIJVING</b>	<b>AANT.</b>
1	LMSD798	Rol - compleet	1
2	MBB4490	• Buis	1
3	LMSD926	• Eindkap - compleet	2
4	MBB6851	•• Eindkap	1
5	H009116	•• Lager	1
6	MBB2356	• Keerringhuis	1
7	A224016	• Keerring	2
*	A122192	Schroef	2

Het is vaak niet mogelijk om ieder onderdeel te illustreren. Daar bepaalde onderdelen door buitenleveranciers worden toegeleverd, is het mogelijk dat bepaalde onderdelen niet door Jacobsen kunnen worden geleverd. Die moeten dan speciaal bij de leverancier worden besteld. Hierbij gaat het bijvoorbeeld om onderdelen van de hydraulische Volvo motor.

## AANTALLEN

De vermelde aantallen zijn voor één systeem of sub-systeem.

## HET GEBRUIKEN VAN DE ONDERDELENLIJST

Eerst de functie en toepassing van het betreffende onderdeel vaststellen. Vervolgens de pagina met de hoofdindex opslaan en juiste sectie kiezen. Het onderdeel in de illustratie en de onderdelenlijst opzoeken en de hoeveelheid aflezen in de kolom met de titel 'MODEL'.

## NUMERIEKE INDEX

Deze index is een samenvatting van alle onderdeelnummers die worden gebruikt in het handboek. Deze onderdeelnummers zijn in numerieke volgorde geplaatst, inclusief het pagina- en illustratie-nummer, waaronder de onderdelen verschijnen.

## BESTELLEN VAN VERVANGINGSONDERDELEN

Als vervangingsonderdelen worden besteld, is het uiterst belangrijk dat het SERIENUMMER van de machine, het ONDERDEELNUMMER, de BESCHRIJVING en het VEREISTE AANTAL worden vermeld.



# INTRODUCTION

## NUMERO D'ARTICLE

Chaque pièce, qui est identifiée sur les illustrations, est accompagnée d'un numéro d'article. Il peut s'avérer difficile d'identifier les pièces ne possédant pas de numéro d'article, mais celles-ci sont généralement étroitement associées à la pièce immédiatement adjacente.

## ENSEMBLES

Un ensemble complet, par exemple: un ensemble de moteur de roue, de moteur hydraulique ou de rouleau, est listé en tant qu'article complet et les composants individuels subséquents sont listés séparément. L'ensemble est listé sous son numéro de pièce et les composants sont décalés vers la droite sur la liste, par exemple:

ARTICLE	NO.DE PIECE JACOBSEN	DESCRIPTION	QTE
1	LMSD798	Ensemble de rouleau	1
2	MBB1190	• Tube	1
3	LMSD926	• Ensemble de bouchon	2
4	MBB6891	•• Bouchon	1
5	HOO9116	•• Roulement	1
6	MBB2356	• Logement de joint	1
7	A224016	• Joint	2
8	A123103	Vis	2

Il se peut que l'illustration de tous les articles ne soit pas possible. Pour certains articles achetés à des fournisseurs externes, il se peut que certains composants ne soient pas disponibles chez Jacobsen et que ceux-ci soient commandés spécialement auprès du fournisseur, par exemple: composants de moteur hydraulique Volvo.

## QUANTITES

Les quantités indiquées s'appliquent à un ensemble ou sous-ensemble.

## UTILISATION DE LA LISTE DE PIECES

Déterminer la fonction et l'application de la pièce requise. Passer à la page d'index principal et sélectionner la section appropriée. Situer la pièce sur l'illustration et la liste de pièces, puis lire la quantité dans la colonne MODELE appropriée.

## INDEX NUMERIQUE

Il s'agit d'un récapitulatif de tous les numéros de pièce utilisés dans le manuel, classés en séquence numérique, et indiquant la page et le numéro d'article sous lesquels les pièces apparaissent.

## COMMANDE DES PIECES DE RECHANGE

Lors de la commande des pièces de rechange, il est essentiel de stipuler le NUMERO DE SERIE de la machine, le NUMERO DE PIECE, la DESCRIPTION et la QUANTITE requise.

# EINFÜHRUNG

## ARTIKELNUMMER

Jeder auf den Illustrationen identifizierte Teil hat eine Artikelnummer. Teile ohne Artikelnummer können nicht ohne weiteres aus der Abbildung identifiziert werden, aber stehen normalerweise mit dem benachbarten Teil in Verbindung.

## BAUGRUPPEN

Eine vollständige Baugruppe, z.B. ein Rad- oder hydraulischer Motor oder eine Rolleneinheit, wird als kompletter Artikel verzeichnet, dessen spätere individuelle Komponenten separat verzeichnet sind. Die Baugruppe wird unter ihrer Teilenummer aufgelistet, und die Komponententeile werden rechts davon angegeben, z.B.:-

ARTIKEL	JACOBSSEN TEILENUMMER	BESCHREIBUNG	MENGE
1	LMSD798	Rolleneinheit	1
2	MBB4490	• Rohr	1
3	LMSD926	• Verschlußkappeneinheit	2
4	MBB6951	•• Verschlußkappe	1
5	H000116	•• Lager	1
6	MBB2356	• Verdichtungsgehäuse	1
7	A224016	• Verdichtung	2
	A122192	Schraube	2

Es ist nicht immer möglich, sämtliche Artikel abzubilden. Da einige Teile von Fremdlieferanten angekauft werden, sind sie nicht jederzeit von Jacobsenerhältlich und müssen besonders vom Lieferanten bestellt werden, z.B. hydraulische Volvo-Motorkomponenten.

## MENGEN

Angegebene Mengen gelten nur für eine Baugruppe oder Untergruppe.

## ANWENDUNG DER TEILELISTE

Die Funktion und den Einsatzbereich des erwünschten Teils feststellen. Zum Hauptinhaltsverzeichnis gehen und den entsprechenden Abschnitt wählen. Suchen Sie das Teil auf der Abbildung und Teileliste, und entnehmen Sie die Menge der entsprechenden MENGE-Spalte.

## NUMERISCHER INDEX

Hier handelt es sich um eine Übersicht aller Teilenummern aus dem Handbuch. Sie sind in numerischer Reihenfolge aufgestellt und geben Seite und Artikelnummer an, unter denen die Teile angegeben wurden.

## BESTELLUNG VON ERSATZTEILEN

Bei Bestellung von Ersatzteilen ist es sehr wichtig, stets die SERIENUMMER der Maschine, die TEILENUMMER, die BESCHREIBUNG und die erwünschte MENGE anzugeben.



# INTRODUCCION

## Nº de ITEM

Todas la piezas identificadas en las ilustraciones poseen un número de ítem. Puede que no resulte fácil identificar inmediatamente en las ilustraciones las piezas que no tengan número de ítem, sin embargo generalmente se asocian estrechamente a la pieza inmediatamente adyacente.

## MONTAJES

Un montaje completo, por ej., de un motor de rueda o hidráulico o de un rodillo, se relaciona como un ítem completo con los consiguientes componentes individuales enumerados por separado. El montaje se relaciona bajo su número de pieza con las piezas componentes enumeradas sangradas a la derecha, por ej.:

ITEM	Nº DE PIEZA JACOBSEN	DESCRIPCION	CANTIDAD
1	LMSD798	Montaje de rodillo	1
2	MBB4490	• Tubo	1
3	LMSD926	• Montaje del capacete	2
4	MBB6851	•• Capacete	1
5	H009116	•• Cojinete	1
6	MBB2356	• Alojamiento de obturador	1
7	A224016	• Obturador	2
8	A122192	Tornillo	2

Puede que algunos componentes de ítems adquiridos a otros suministradores no estén a la venta en Jacobsen y se deba efectuar un pedido especial de los mismos al suministrador en cuestión, por ej., los componentes hidráulicos de los motores Volvo.

## CANTIDADES

Las cantidades mostradas son para un montaje o submontaje.

## MODO DE UTILIZACION DE LA LISTA DE PIEZAS

Determínese la función y aplicación de la pieza requerida. Váyase a la página de índice principal y seleccionar la sección pertinente. Localizar la pieza en la ilustración y lista de piezas y véase la cantidad en la columna del MODELO en cuestión.

## INDICE NUMERICO

Se trata de un sumario de todos los números de pieza utilizadas en el manual y dispuesto en secuencia numérica mostrando los números de página e ítem bajo los que aparecen las piezas.

## MODO DE EFECTUAR PEDIDOS DE PIEZAS DE REPUESTO

Cuando se piden piezas de repuesto, resulta muy importante constatar el NUMERO DE SERIE de la máquina, NUMERO DE PIEZA, DESCRIPCION Y CANTIDAD requerida.



# INTRODUKTION

## ARTIKELNUMMER

Hver reservedel som er identificeret i illustrationerne har et artikelnummer. Reservedele som ikke har et artikelnummer, kan ikke umiddelbart identificeres i illustrationen, men er normalt tæt forbundet med den nærmest liggende del.

## SAMLINGER

En komplet samling, f.eks. hjul- eller hydraulisk motor eller rulleenhed, er opført som en komplet artikel med efterfølgende individuelle komponenter opført separat. Samlingen er opført med reservedelsnummer, hvor reservedelskomponenterne er opført til højre på samme linje, f.eks.:-

ARTIKEL	JACOBSEN NUMMER	BESKRIVELSE	KVANTITET	RESERVEDELS-
1	LMSD798	Rulleenhed	1	
2	MBB4490	• Rør	1	
3	LMSD926	• Endedækselenhed	2	
4	MBB6851	•• Endedæksel	1	
5	HOO9116	•• Leje	1	
6	MBB2356	• Tætningshus	1	
7	A224016	• Tætning	2	
*	A122192	Skrue	2	

Det er ikke muligt at illustrere hver eneste artikel. Med nogle artikler som er købt af eksterne leverandører, kan det være at nogle reservedelskomponenter ikke er til rådighed fra Jacobsen, og det kan derfor være nødvendigt at de skal bestilles specielt fra leverandøren, d.v.s. Volvo hydrauliske motorkomponenter.

## KVANTITETER

De anførte kvantiteter er for én samling eller under-samling.

## HVORDAN RESERVEDELSLISTEN BENYTTES

Bestem den ønskede dels funktion og anvendelses-område. Gå til hovedindekssiden og vælg den tilsvarende del. Find delen på illustrationen og reservedelslisten og aflæs volumemængden fra den tilsvarende model.

## NUMERISK INDEKS

Dette er en opstilling over alle de reservedele der er brugt i manualen, arrangeret i nummerorden men med det sidenummer og artikelnummer under hvilken reservedelen fremkommer.

## BESTILLING AF RESERVEDELE

Når der bestilles reservedele til udskiftning er det yderst vigtigt at angive maskinens SERIENUMMER, RESERVEDELSNUMMER, BESKRIVELSE og den ønskede KVANTITET.





# INLEDNING

## ARTIKELNUMMER

Varje del som identifieras på illustrationerna har ett artikelnummer. Delar utan artikelnummer kan vara svåra att identifiera på illustrationerna, men de hör ofta till den närmast stående delen.

## MONTERINGAR

En komplett montering, exempelvis en hjulmotor eller en hydraulisk motor eller en valsenshet, betecknas som en komplett artikel, och dess enskilda komponenter uppräknas därefter separat. Monteringarna återfinns under sitt artikelnummer, och komponenterna uppges till höger under monteringen, t ex:

ARTIKEL	JACOBSEN DEL NR.	BESKRIVNING	ANTAL
1	LMSD798	Valsenshet	1
2	MBB4490	• Rör	1
3	LMSD926	• Ändkapselenhet	2
4	MBB6851	• • Ändkapsel	1
5	H009116	• • Lager	1
6	MBB2356	• Tätningshus	1
7	A224016	• Tätning	2
*	A122192	Skruv	2

Det är inte alltid möjligt att illustrera varje artikel. Eftersom en del artiklar inköps från andra leverantörer, finns det eventuellt delar som inte går att beställa från Jacobsen, utan som måste specialbeställas direkt från leverantören, exempelvis hydrauliska Volvo-motorkomponenter.

## ANTAL

Det uppgivna antalet gäller för en montering eller delmontering.

## ANVÄNDNING AV RESERVDELSLISTAN

Fastställ den önskade delens funktion och användningsområde. Gå till den huvudsakliga indexsidan och välj motsvarande avsnitt. Leta reda på delen på illustrationen och reservdelslistan, och avläs antalet från ANTAL-spalten.

## NUMERISKT INDEX

Detta är en sammanfattning av instruktionsbokens samtliga artikelnummer, och de är uppräknade i numerisk ordningsföljd, och här uppges även de sid- och artikelnummer som delen återfinns under.

## BESTÄLLNING AV RESERVDELAR

Vid beställning av reservdelar är det mycket viktigt att maskinens SERIENUMMER, DELNUMMER, BESKRIVNING och önskat ANTAL uppges.



# INTRODUZIONE

## N. COMPONENTE

Ogni componente riportato nelle illustrazioni viene identificato da un numero esclusivo. Le parti senza un numero non possono essere facilmente riconosciute nell'illustrazione, ma sono di solito strettamente associate alla parte adiacente.

## COMPLESSIVI

Un complessivo completo, es. Un motore a ruota, un motore idraulico o un complessivo rullo, viene elencato come singolo componente ed i relativi singoli componenti vengono elencati a parte. Il complessivo ha un suo codice ed i relativi componenti elencati a destra. Per esempio:

COMPONENTE	JACOBSEN CODICE	DESCRIZIONE	QTÀ
1	LMSD798	Complessivo rullo	1
2	MBB4490	• Tubo	1
3	LMSD926	• Complessivo cappuccio finale	2
4	MBB6851	•• Cappuccio finale	1
5	H009116	•• Cuscinetto	1
6	MBB2356	• Alloggiamento tenuta	1
7	A224016	• Tenuta	2
*	A122192	Vite	2

Può non essere possibile illustrare ogni componente. Alcuni componenti acquistati esternamente possono non essere disponibili dalla Jacobsen e devono essere acquistati direttamente dal fornitore es. componenti del motore idraulico Volvo.

## QUANTITÀ

Le quantità illustrate sono per un complessivo o sotto-complessivo.

## USO LISTA DEI COMPONENTI

Determinare la funzione ed applicazione della parte richiesta. Consultare la pagina indice principale e selezionare la sezione appropriata. Individuare il componente sull'illustrazione e nella lista dei componenti. Leggere la quantità nella colonna relativa al modello appropriato.

## INDICE ANALITICO

Questo indice è un sommario di tutti i codici e componenti utilizzato nel manuale elencato in ordine numerico ed illustrante il numero del componente e la pagina in cui appare.

## ORDINE DELLE PARTI DI RICAMBIO

Quando si ordinano le parti di ricambio, è di vitale importanza fornire il NUMERO DI SERIE della macchina, il CODICE, la DESCRIZIONE e la QUANTITÀ richiesti.



# SPECIFICATIONS

## ENGINE SPECIFICATION

TYPE: Kubota 15.5KW (20.9HP) @ 3600 RPM, 3 cylinder (in line) vertical Diesel engine, 4 stroke, water cooled, 719cc (43.88 cu.in) with 12V electric start.

Model: D722-E

Maximum Speed: 3400 RPM (No load)

Idle Speed: 1600 RPM (No load)

Oil Sump Capacity: 3.2 litres (5.6 Imp.pints) (6.7 US pints)

Firing Order: 1, 2, 3.

Fuel: No. 2-D Diesel fuel (ASTM D975)

## MACHINE SPECIFICATION

Frame construction: Main chassis of formed steel bolted construction, front axle and mounting points for units bolted to chassis.

Transmission: Direct coupled variable displacement pump, front wheel motors 130 cc (8 cu.in.) and rear wheel motor 130 cc (8 cu.in.) permanent three wheel drive.

Cutting unit drive: Fixed displacement direct coupled pump, fixed displacement unit drive motors direct coupled to unit operated by forward, neutral, reverse valve

Speeds:  
Cutting: 8 km/h (5 mph)  
Transport: 13 km/h (8 mph)  
Reverse: 7.5 km/h (4.6 mph)

Steering: Hydrostatic power steering on rear wheel.

Tyres:  
Front - 20 x 10.0 - 8 4ply turf tread  
Rear - 20 x 10.0 - 8 4ply turf tread

Pressures: All tyres 1.0 kg/cm<sup>2</sup> (14 p.s.i.)

Ground pressure: 0.84 kg/cm<sup>2</sup> (12 p.s.i.)

Brakes: Hydrostatic braking with mechanical type disc parking brakes, on front wheels

Cooling System 4.26 litres (7.5 Imp.pints) (9 US pints)  
Capacity:

Fuel Tank Capacity: 27 litres (6 Imp. gal.) (7.2 US gal.)

Hydraulic Tank Capacity: 27 litres (6 Imp. gal.) (7.2 US gal.)

Battery: 12 volt 43 amp/hr type 085

## DIMENSIONS - Series UL

Width of cut: 1.8 metres (71in)

Overall width: 2.05 metres (81in)

Overall width: (transport) 1.5 metres (59in)

Overall height: 1.27 metres (50in)

Overall length with catchers: 2.54 metres (100in)

Overall length without catchers: 2.34 metres (92in)

Wheelbase:

Uncut turning circle:

Overall weight of machine: 825kg (1819lb)

## DIMENSIONS - SERIES US

Width of cut: 2.13 meters (84in)

Overall width: 2.05 meters (81in)

Overall width: (transport) 1.65 meters (65 in)

Overall height: 1.22 meters (48 in)

Overall length with catchers: 2.54 meters (100in)

Overall length without catchers: 2.34 meters (92in)

Wheelbase: 1.31 meters (51.6in)

Uncut turning circle: 1.00 meters (39.4 in)

Overall weight of machine: 894kg (1971lb)

## VIBRATION LEVEL

The machine was tested for whole body and hand/arm vibration levels. The operator was seated in the normal operating position with both hands on the steering mechanism. The engine was running and the cutting device was rotating with the machine stationary.

### Series UL

Hand / Arm acceleration level :0.94 m/s<sup>2</sup>

Whole body acceleration level

X axis :Below 0.5 m/s<sup>2</sup>

Y axis :Below 0.5 m/s<sup>2</sup>

Z axis :0.51 m/s<sup>2</sup>

### Series US

Hand / Arm acceleration level : 0.79 m/s<sup>2</sup>

Whole body acceleration level

X axis : Below 0.5 m/s<sup>2</sup>

Y axis : Below 0.5 m/s<sup>2</sup>

Z axis : Below 0.5 m/s<sup>2</sup>

## NOISE EMISSION - SERIES UL

Conforms to the specification of Directive EEC 79/113, 84/558, 87/252, 88/180, 88/181.

Sound Power Level: 101dB(A) LWA (Bystander)

Sound Pressure Level: 86.9dB(A) LpA (Operator Ear Level)

## NOISE EMISSION - SERIES US

Conforms to the specification of Directive EEC 79/113, 84/558, 87/252, 88/180, 88/181.

Sound Power Level: 103dB(A) LWA (Bystander)

Sound Pressure Level: 88.1dB(A) LpA (Operator Ear Level)

## RECOMMENDED LUBRICANTS

Engine oil: Should be to MIL-L-2104C or to A.P.I. Classification CC/CD/CE grades and as given in the table below:

Temperature	Oil Viscosity
ABOVE 25°C (77°F)	SAE 30 or SAE10W-30 SAE10W-40
0°C to 25°C (32°F to 77°F)	SAE 20 or SAE10W-30 SAE10W-40
BELOW 0°C (32°F)	SAE 10W or SAE10W-30 SAE10W-40

Hydraulic Oil: Shell Harvela or equivalent.

Grease: Shell Darina R2 or equivalent.



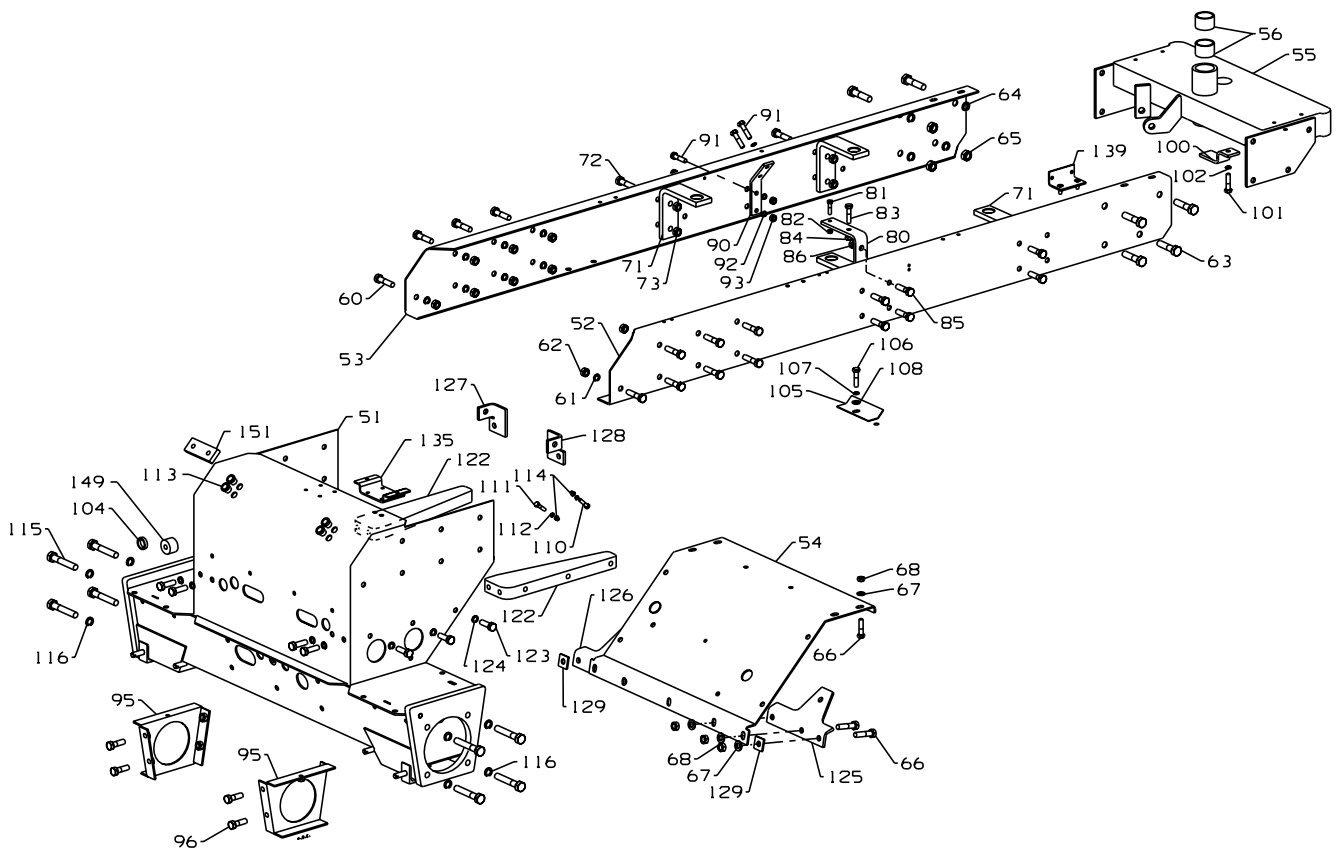



# Contents

MAIN FRAME .....	13
FUEL TANK .....	17
HYDRAULIC TANK .....	19
STEERING AND REAR AXLE .....	21
ELECTRICAL SYSTEM (1 HARNESS) .....	23
ELECTRICAL SYSTEM (3 HARNESS) .....	27
HYDRAULIC TRACTION CIRCUIT .....	31
HYDRAULIC STEERING / LIFT CIRCUIT .....	33
HYDRAULIC CUTTING UNIT CIRCUIT .....	35
CUTTING UNIT CIRCUIT (26 " CUTTING UNITS FITTED WITH FRONT UNIT DIVERTOR KIT LMAB536) .....	39
HYDRAULIC COOLING CIRCUIT .....	41
ENGINE AND TRANSMISSION .....	45
COVERS .....	47
WHEELS .....	49
HYDRAULIC LIFT - REAR .....	51
HYDRAULIC LIFT - FRONT .....	55
DECALS .....	57
BRAKES .....	59
OPERATOR'S PLATFORM .....	63
SEAT PLATFORM .....	65
CONTROLS .....	69
PUMP ASSY .....	71
TRANSMISSION PUMP .....	75
TANDEM GEAR PUMP .....	77
BACK PRESSURE VALVE .....	79
HYDRAULIC TRACTION MOTOR .....	81
CALIPER BRAKE ASSEMBLY .....	83
SOLENOID VALVE .....	85
WEIGHT TRANSFER VALVE .....	87
LIFT VALVE .....	89
PRESSURE COMPENSATOR VALVE .....	91
CUTTER VALVE .....	93
TRANSMISSION VALVE .....	95
UNIT GEAR MOTOR .....	97
HYDRAULIC STEERING RAM .....	99
HYDRAULIC LIFT RAM .....	101
SEAT (MISCO) .....	103

**RANSOMES**  
**T-PLEX 185**  
**Series UL & US**

---

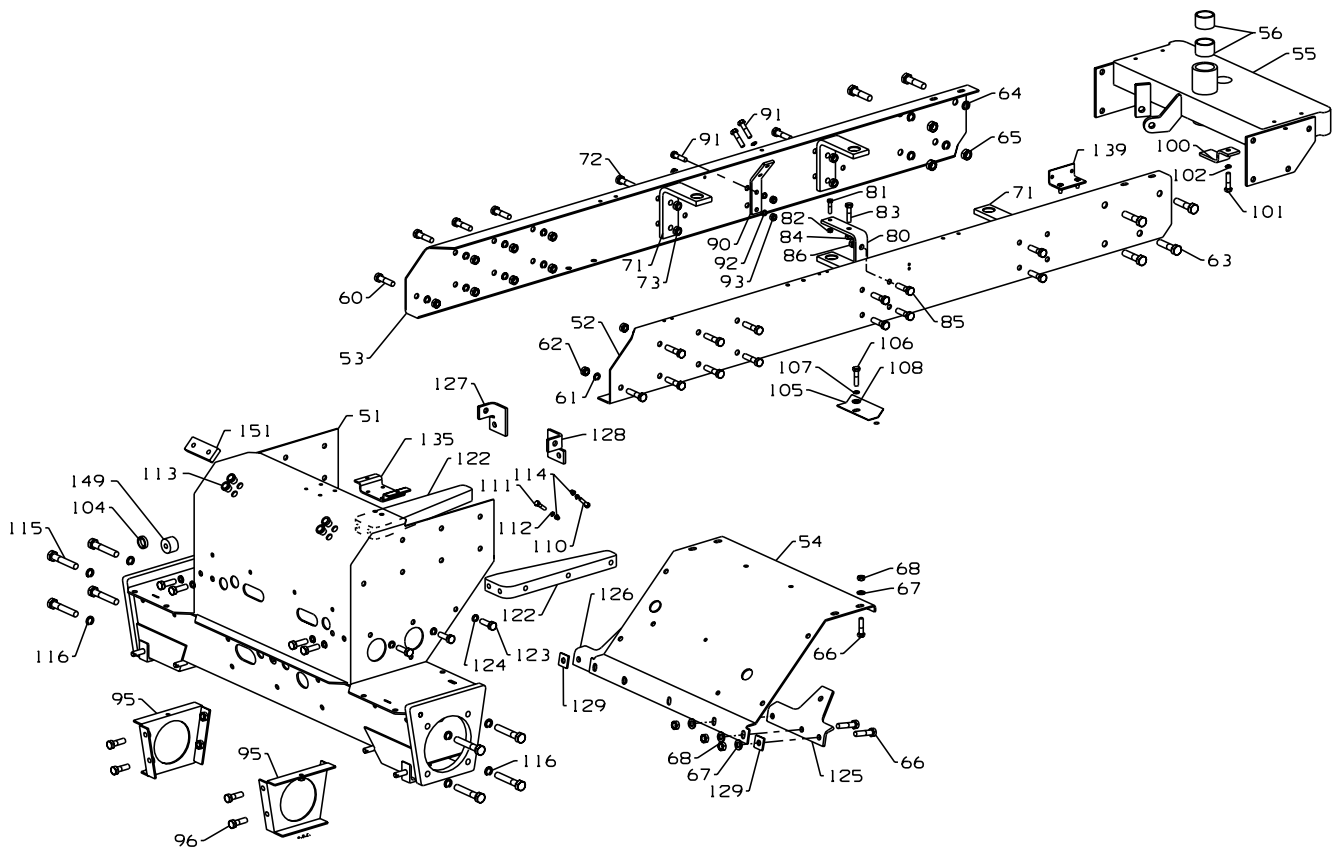


ITEM	RANSOMES PART NO	DESCRIPTION 	QTY	REMARKS
51	MBF0870B	WLDMT-FRONT BODY	1	
52	MBG2217D	SIDE MEMBER L.H.	1	
53	MBG2218D	SIDE PLATE R.H.	1	
54	MBG2376C	BOTTOM PLATE	1	
55	MBF0867A	PIVOT W/A	1	
56	GSF3003BH	BUSH	2	
57*	A299301	LUBRICATOR	1	
58*	A295318	GROMMET	1	
59	A295332	DIAPHRAGM GROMMET	1	
60	450215	SCREW, M10 x 30, HEX HD	20	
61	450412	S.L.WASHER, M10	20	
62	450325	NUT, M10	20	
63	450241	SCREW, M12 x 30, HEX HD	8	
64	450413	S.L.WASHER, M12	6	
65	450326	NUT, M12	8	
66	450215	SCREW, M10 x 30, HEX HD	11	
67	450391	WASHER, M10	11	
68	450379	NUT, M10 NYLOC	11	
71	MBG2196	CHASSIS MOUNT	4	
72	450215	SCREW, M10 x 30, HEX HD	8	
73	450379	NUT, M10 NYLOC	8	
77*	450369	NUTSERT, M8 A-L 1ST GRIP	1	
80	MBG0875B	FUEL PUMP BRACKET	1	
81	450170	SCREW, M6 x 16, HEX HD	1	
82	450377	NUT, M6 NYLOC	1	
83	450191	SCREW, M8 x 20, HEX HD	1	
84	450378	NUT, M8 NYLOC	1	
85	450213	SCREW, M10 x 20, HEX HD	2	
86	450379	NUT, M10 NYLOC	2	
88*	450370	NUTSERT M8	6	
89*	MBG1023	SPACER	2	
90	MBG2371	OIL FILTER BRACKET	1	
91	450190	SCREW, M8 x 16, HEX HD	4	
92	450411	S.L.WASHER, M8	4	
93	450378	NUT, M8 NYLOC	2	
94*	450378	NUT, M8 NYLOC	2	
95	MBG0071C	STIFFENER	2	
96	450213	SCREW, M10 x 20, HEX HD	4	
97*	450379	NUT, M10 NYLOC	4	
100	MBG0960	HOSE RETAINER	1	
101	450190	SCREW, M8 x 16, HEX HD	1	
102	450411	S.L.WASHER, M8	1	
103*	450379	NUT, M10 NYLOC	2	
104	A295322	GROMMET	2	
105	MBC0351	CLAMP	1	

\* Not Illustrated

**RANSOMES**  
**T-PLEX 185**  
**Series UL & US**


---





**MAIN FRAME**

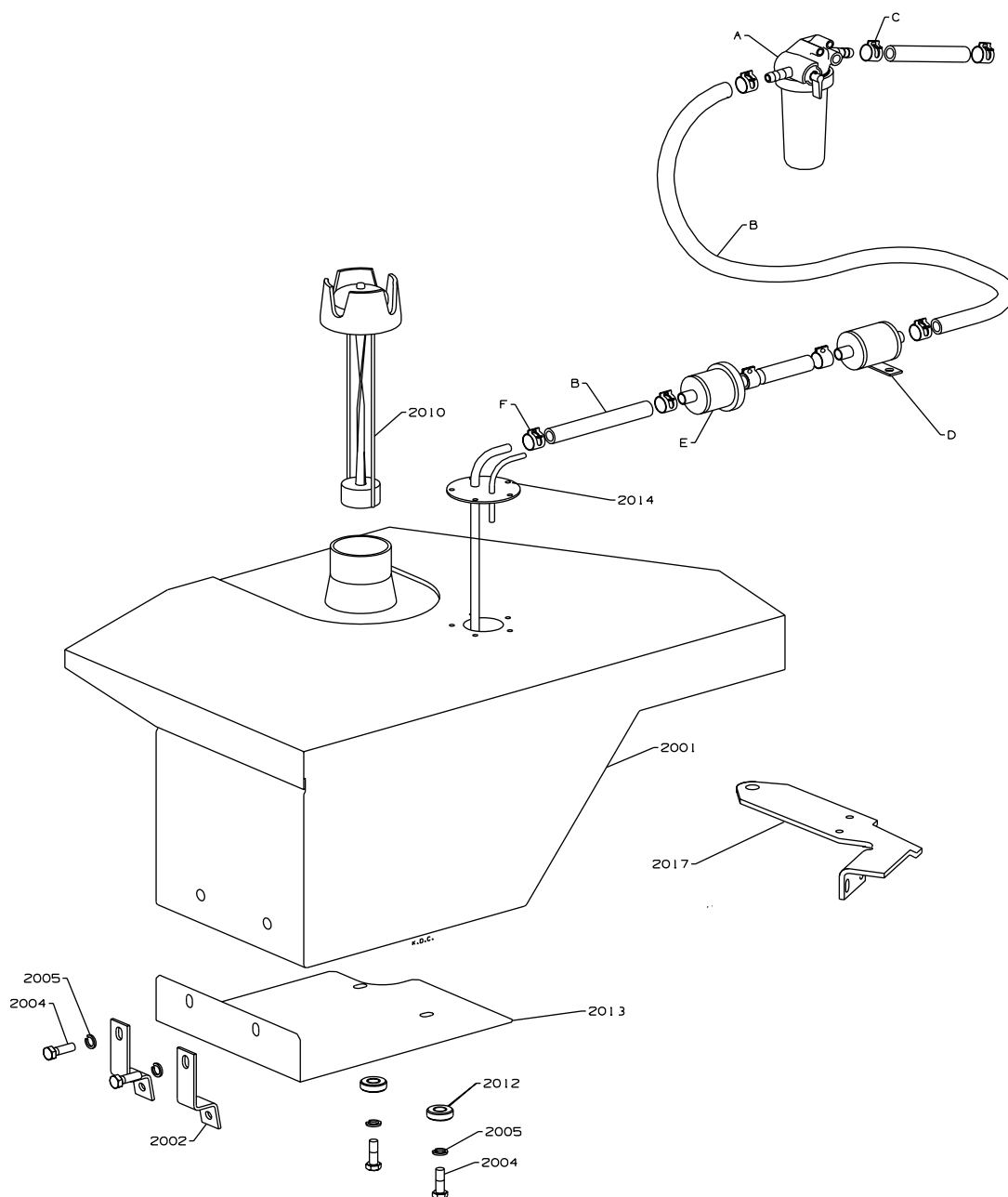
**LIST OF PARTS**

ITEM	RANSOMES PART NO	DESCRIPTION 	QTY	REMARKS
106	452701	SCREW, M8 x 16, HEX TAPTITE	1	MOVED TO ENGINE SECTION
107	450411	S.L.WASHER, M8	1	
108	450390	WASHER, M8	1	
110	450619	SCREW, M6 x 16, CSK HD	1	
111	450170	SCREW, M6 x 16, HEX HD	1	
112	450410	S.L.WASHER, M6	1	
113	450369	NUTSERT, M8 A-L 1ST GRIP	10	
114	450357	NUTSERT, M6 A-K 1ST GRIP	2	
115	450249	SCREW, M12 x 70, HEX HD	8	
116	450413	S.L.WASHER, M12	8	
118	450528	SCREW, M5 x 16, PAN HD	2	
119	450388	WASHER, M5	2	
120	450376	NUT, M5 NYLOC	2	
122	MBG1189A	GUSSET BLOCK	2	
123	450215	SCREW, M10 x 30, HEX HD	10	
124	450412	S.L.WASHER, M10	10	
125	MBG1219	GUSSET PLATE	1	
126	MBG1245	GUSSET PLATE RH	1	
127	MBG1224A	BRACKET R.H.	1	
128	MBG1225A	BRACKET L.H.	1	
129	MBG1253	WASHER	2	
130	MBF0890	BALLAST W/A	1	
135	MBG2370A	FILTER BRACKET	1	
136	450620	SCREW, M6 x 20, CSK HD	2	
138	450389	WASHER, M6	2	
139	MBF0935	BRACKET W.A.	1	
140	450377	NUT, M6 NYLOC	2	
141	450389	WASHER, M6	2	
142	MBG2417	VALVE BRACKET	1	
143	450377	NUT, M6 NYLOC	2	
144	450389	WASHER, M6	8	
145	450004	BOLT, M6 x 45, HEX HD	6	
149	MBG2763	SPACER	2	
150	MBG2549	HOSE RETAINER	1	
151	MBG2237A	SPACER	2	

\* Not Illustrated


**RANSOMES**  
**T-PLEX 185**  
**Series UL & US**

---



**FUEL TANK**

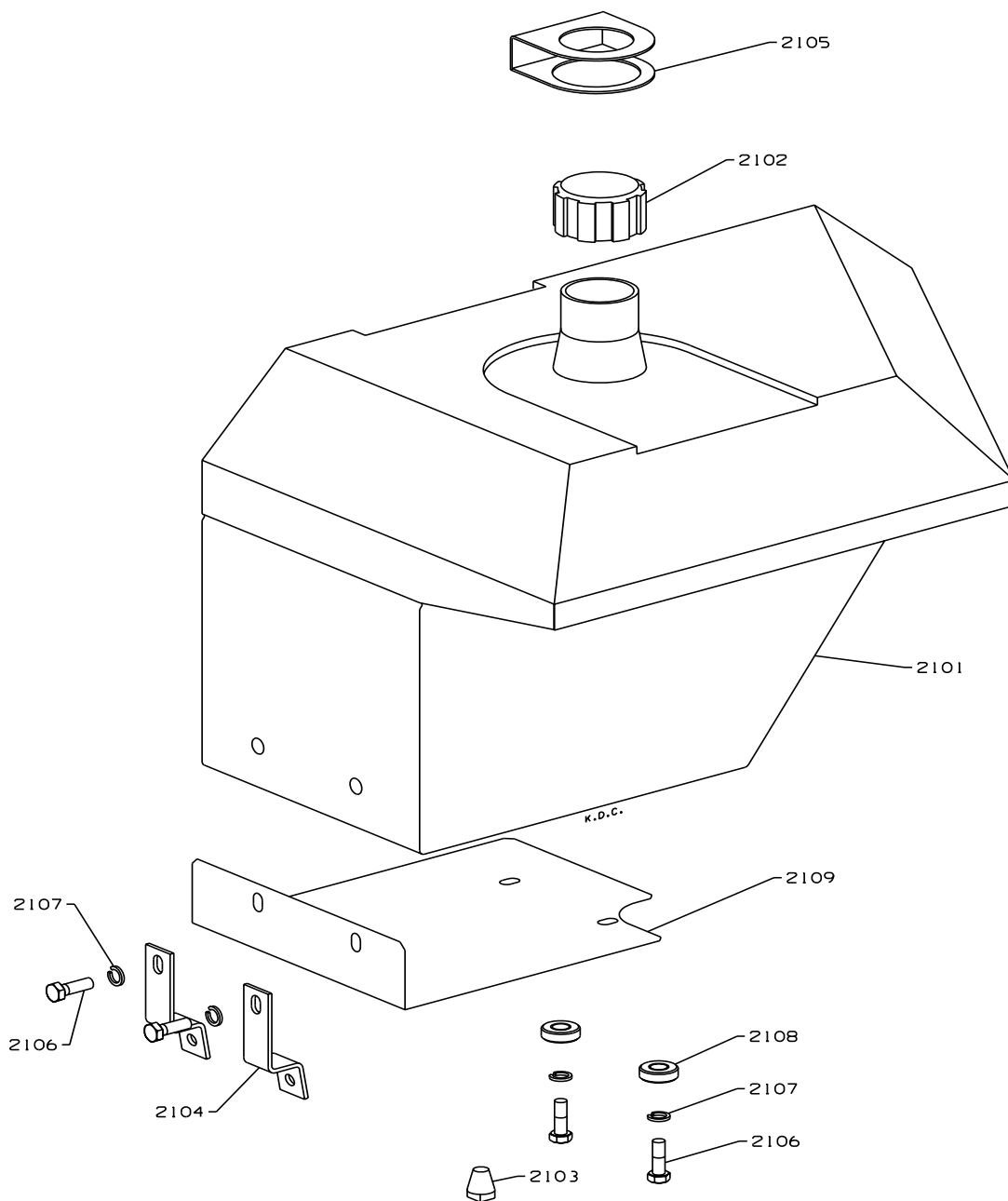
**LIST OF PARTS**


ITEM	RANSOMES PART NO	DESCRIPTION 	QTY	REMARKS
2001	009134630	TANK R.H. (FUEL)	1	
2002	MBG2348	TANK CLAMP	2	
2004	450192	SCREW, M8 x 25, HEX HD	5	
2005	450411	S.L.WASHER, M8	5	
2010	A819307	FUEL GAUGE & CAP	1	
2011	A912010	GASKET	1	FOR 2014
2012	MBG0775	SPACER	2	
2013	MBG1841	BASE PLATE R.H.	1	
2014	MBF0741	PICKUP FUEL ASSEMBLY	1	
2015*	64152-05	10-32 X 1/2 R MACH SCREW	5	
2016*	64006-02	LOCKWSHR-HELICAL 5/16	5	
2017	MBG3733A	FILTER / VALVE BRACKET	1	
A	15393-43017	FUEL FILTER	1	EX KUBOTA
B	15273-42113	FUEL PIPE	A/R	EX KUBOTA
C	14301-42753	PIPE CLIP	4	EX KUBOTA
D	16851-52031	ELECTRIC FUEL PUMP	1	EX KUBOTA
E	12581-43011	IN-LINE FUEL FILTER	1	EX KUBOTA
F		SCREW PIPE CLIP	4	EX KUBOTA

\* Not Illustrated

**RANSOMES**  
**T-PLEX 185**  
**Series UL & US**

---

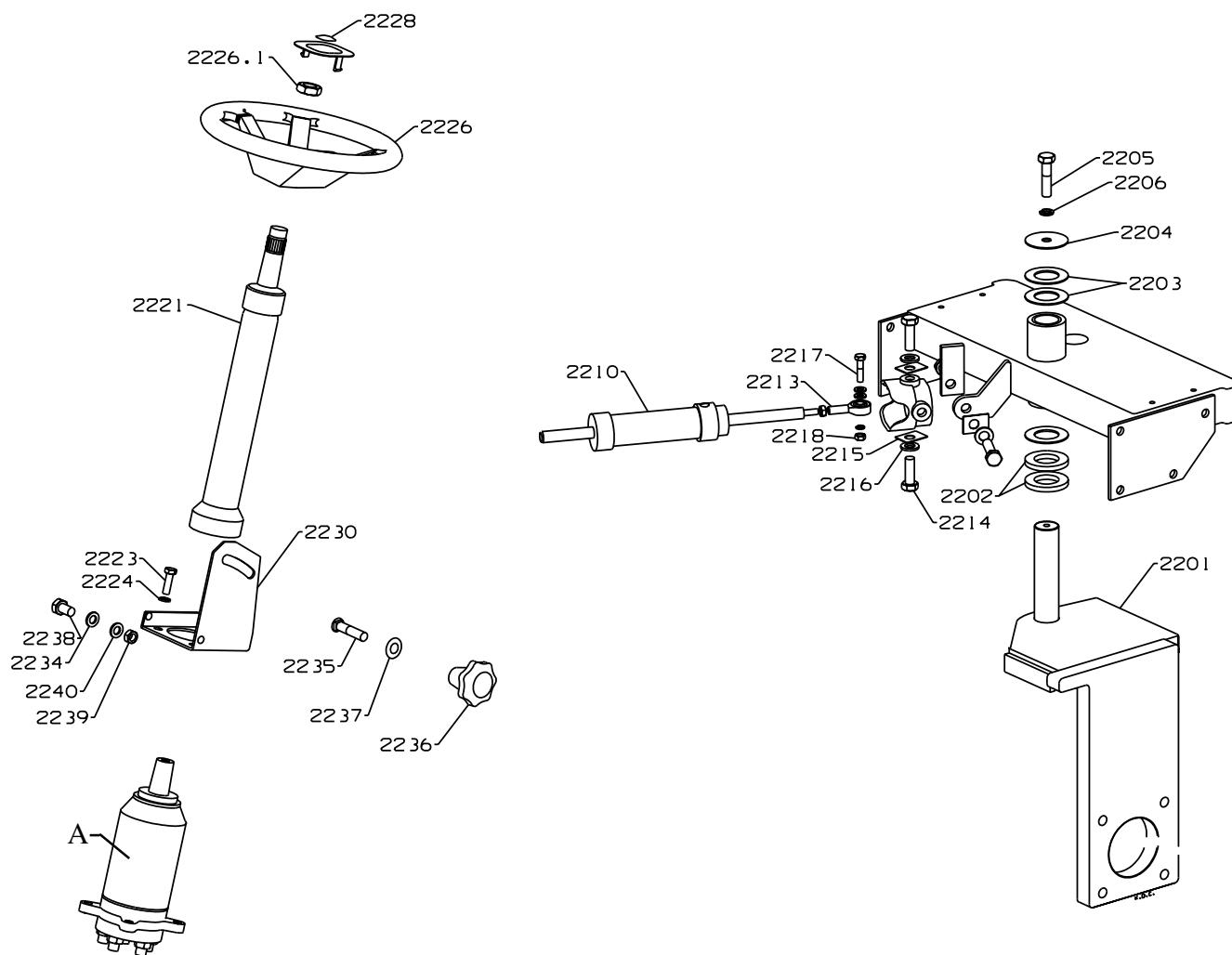



ITEM	RANSOMES PART NO	DESCRIPTION 	QTY	REMARKS
2101	A913462	TANK L.H. (HYD)	1	
2102	A819306	CAP-HYDRAULIC TANK	1	
2103	A247947	TAPER PIPE PLUG	1	
2104	MBG2348	TANK CLAMP	2	
2105	MBF0969	CAP COVER W/A	1	
2106	450192	SCREW, M8 x 25, HEX HD	5	
2107	450411	S.L.WASHER, M8	5	
2108	MBG0775	SPACER	2	
2109	MBG1840	BASE PLATE LH	1	
2111*	MBF0848	SPACER 40X9-5	2	
2112*	A299405	BONDED RUBBER BUFFER	1	
2113*	450324	NUT, M8	1	

\* Not Illustrated

**RANSOMES**  
**T-PLEX 185**  
**Series UL & US**

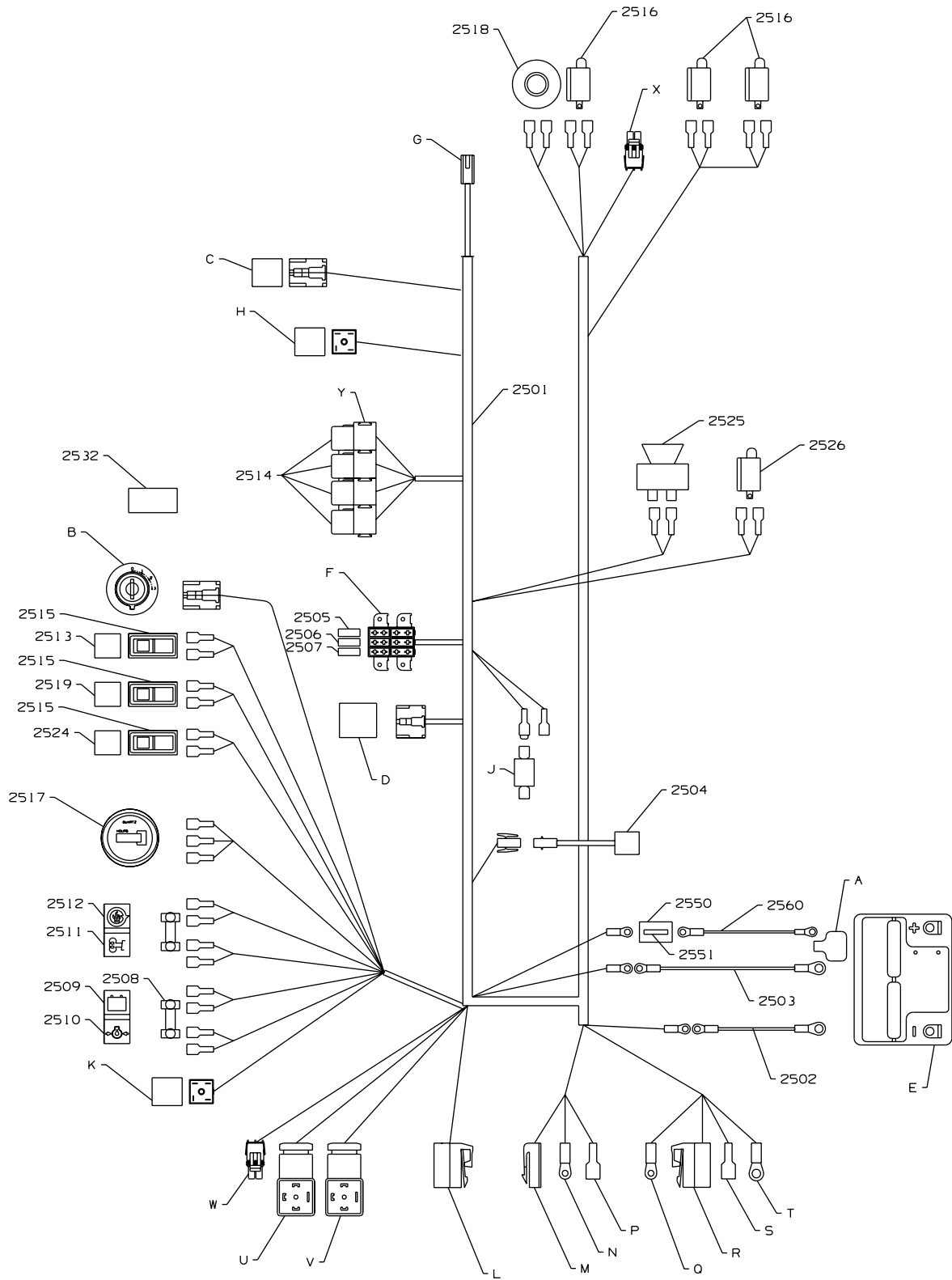
---



ITEM	RANSOMES PART NO	DESCRIPTION 	QTY	REMARKS
2201	MBF0866A	WHEEL SUPPORT W/A	1	
2202	A219007	THRUST WASHER	2	
2203	A159304	WASHER, 1.250"	2	
2204	MBA1553	WASHER	1	
2205	GSF2093AD	SCREW, 1/4" UNC X 3/4" LONG	1	
2206	450412	S.L.WASHER, M10	1	
2209*	GSF2052AE	LOCKNUT	1	
2210	A902759	RAM	1	
2211	MBC5942	JOURNAL	1	
2212	A214300	BUSH	4	
2213	A814525	ROD END (1/2" UNF)	1	
2214	MBC5959A	BOLT	4	
2215	MBC5962	TAB WASHER.	4	
2216	A159905	WASHER, 33/64"	3	
2217	GSF2001JK	BOLT	1	
2218	A139903	NUT, 1/2 UNF NYLOC	1	
2221	A819215	STEERING COLUMN	1	
2223	450191	SCREW, M8 x 20, HEX HD	4	
2224	450411	S.L.WASHER, M8	4	
2226	A819212	STEERING WHEEL	1	
2228	0839862	CORPORATE LOGO-	1	STEERING WHEEL
2230	MBG2211	HINGE BRACKET	1	
2234	MBF0880	SPACER	2	
2235	452585	BOLT, M10 x 25, SQ NECK	1	
2236	A299055	HANDWHEEL	1	
2237	A292083	DISC SPRING WASHER	1	
2238	450214	SCREW, M10 x 25, HEX HD	2	
2239	450379	NUT, M10 NYLOC	2	
2240	450391	WASHER, M10	4	
A	A801106	STEERING UNIT	1	DANFOSS

\* Not Illustrated


**RANSOMES**  
**T-PLEX 185**  
**Series UL & US**





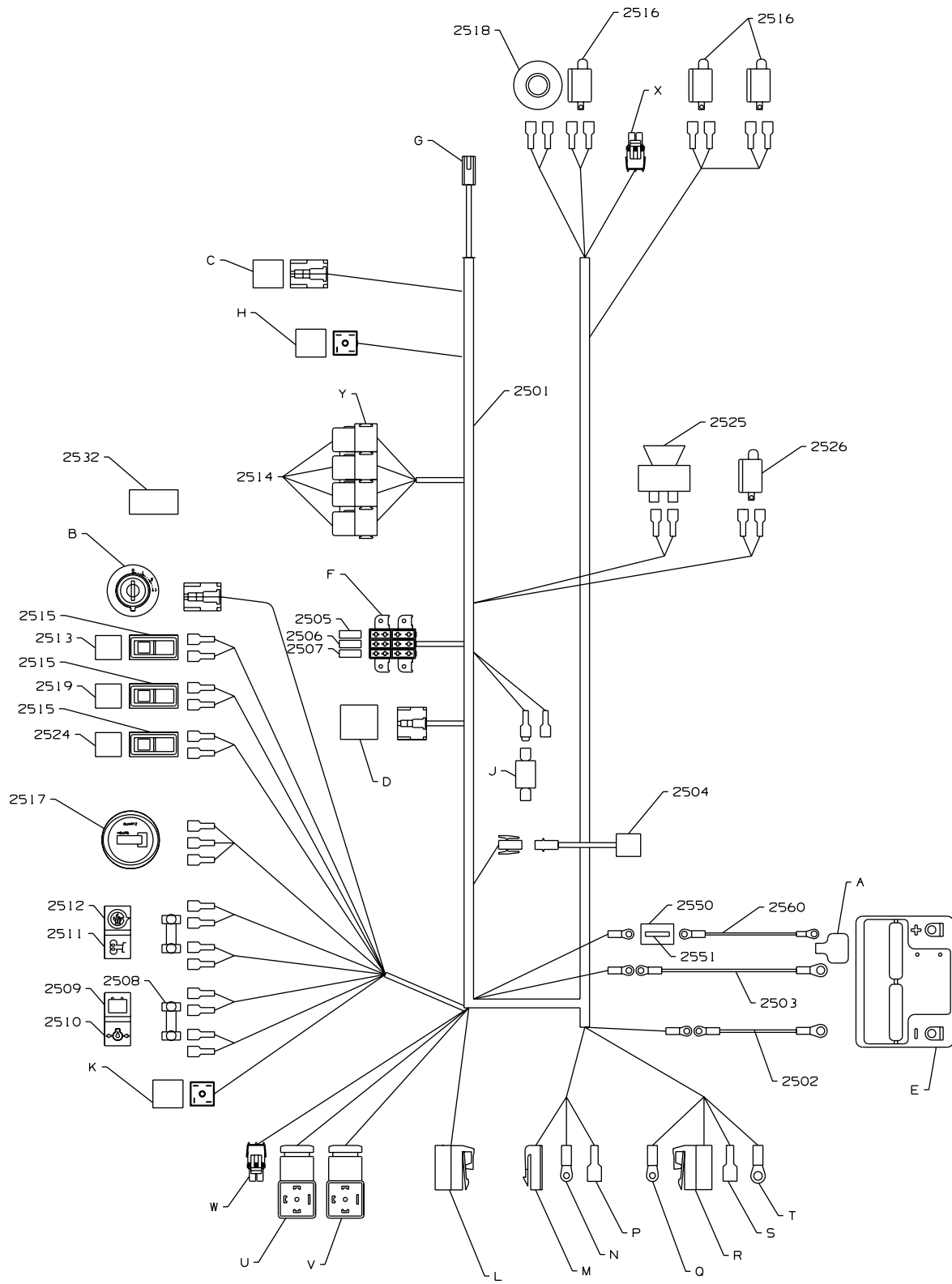
**ELECTRICAL SYSTEM (1 HARNESS)**

**LIST OF PARTS**

ITEM	RANSOMES PART NO	DESCRIPTION 	QTY	REMARKS
2501	A905649	WIRING HARNESS	1	
2502	A905625	BATTERY NEGATIVE LEAD	1	
2503	A905626	BATTERY POSITIVE LEAD	1	
2504	A905020	SEAT SWITCH DELAY	1	
2505	A823316	FUSE 10 AMP	2	
2506	A823317	FUSE 15A	1	
2507	A823320	FUSE 30A	1	
2508	A823187	PILOT LAMP, TWIN, 12 VOLT	2	
2509	A829564	LENS, BATTERY CHARGE, RED	1	
2510	A829563	LENS, ENG OIL PRESSURE, RED	1	
2511	A829565	LENS, ENG PRE HEATER, GREEN	1	
2512	A829571	LENS, ENG OVERHEAT	1	
2513	A829567	LENS INSERT, 3WD,	1	GREEN
2514	A824470	RELAY MICRO 12V C/O D/SUPP	4	
2515	A829546	ROCKER SWITCH	3	
2516	W038383	SWITCH (NORMALLY CLOSED)	3	FOR / REV AND LIFT ARM
2517	A810958	HOUR METER	1	LCD THREE TERMINAL.
2518	2208099	FOOT SWITCH	1	
2519	A829587	LENS INSERT CUTT.CYL.	1	
2520*	450526	SCREW, M5 x 12, PAN HD	6	
2521*	MBF0918	CLAMP PLATE	3	
2522*	A199211	TIE, 140 x 3.6	10	
2524	A829592	LENS INSERT BACKLAP	1	YELLOW
2525	A823972	HORN	1	
2526	W38382	SWITCH (NORMALLY OPEN)	1	OVER TEMP TEST SWITCH
2529*	MBG1052	TIE PLATE	1	
2531*	A199232	CABLE TIE BASE	2	
2532	A829521	BLANKING PLUG	1	
2535*	MBG2380	RELAY BRACKET	1	
2536*	MBG2381A	COVER	1	
2537*	450357	NUTSERT, M6 A-K 1ST GRIP	1	
2550	A823335	FUSE HOLDER	1	
2551	A823337	FUSE, STRIP LINK	1	
2555*	450528	SCREW, M5 x 16, PAN HD	2	
2556*	450376	NUT, M5 NYLOC	2	
2560	A905629	HARNESS, FUSE	1	
2561*	A299406	RUBBER MOUNT	3	


\* Not Illustrated

**RANSOMES**  
**T-PLEX 185**  
**Series UL & US**



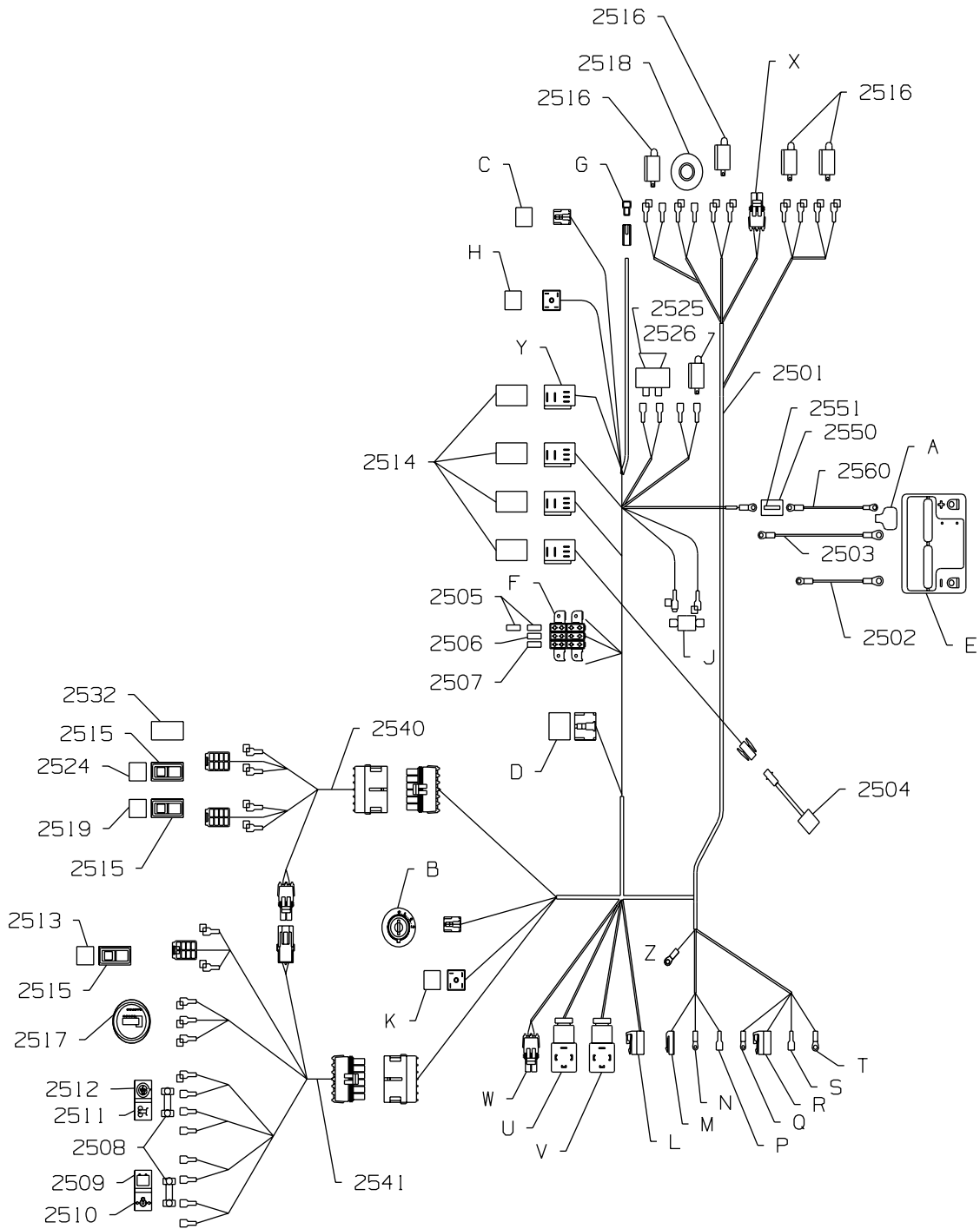
**ELECTRICAL SYSTEM (1 HARNESS)**

**LIST OF PARTS**

ITEM	RANSOMES PART NO	DESCRIPTION 	QTY	REMARKS
A	48037A	BATTERY BOOT	1	POSITIVE TERMINAL
B	37410-59113	START SWITCH AND KEY	1	EX KUBOTA
C	31351-31413	STOP SOLENOID TIMER	1	EX KUBOTA
D	15694-65992	HEATER LAMP TIMER	1	EX KUBOTA
E	TYPE 092	BATTERY	1	
F	A823345	FUSE HOLDER MOUNT KIT	1	
G	EX MILSCO	SEAT SWITCH		CONNECTOR
H	A824517	DIODE BRIDGE	1	CONNECTOR (No.1)
J	A824513	DIODE BRIDGE CARTRIDGE	1	3 AMP
K	A824517	DIODE BRIDGE	1	CONNECTOR (No3)
L	EX KUBOTA	FUEL PUMP		CONNECTOR
M	EX KUBOTA	STOP SOLENOID		CONNECTOR
N	EX KUBOTA	HEATER RING		TERMINAL
P	EX KUBOTA	ENGINE OVER TEMP SWITCH		CONNECTOR
Q	EX KUBOTA	ENGINE OIL PRESSURE		TERMINAL
R	EX KUBOTA	ALTERNATOR		CONNECTOR
S	EX KUBOTA	STARTER SOLENOID		CONNECTOR
T	EX KUBOTA	ALTERNATOR RING		TERMINAL
U	A822210	MOW SOLENOID		CONNECTOR
V	A822210	BACKLAP SOLENOID		CONNECTOR
W	A801112	3WD SOLENOID		CONNECTOR
X		WORK LAMP		CONNECTOR
Y	A824471	RELAY BASE MOULDING	A/R	


\* Not Illustrated

**RANSOMES**  
**T-PLEX 185**  
**Series UL & US**



**ELECTRICAL SYSTEM (3 HARNESS)**


**LIST OF PARTS**

ITEM	RANSOMES PART NO	DESCRIPTION 	QTY	REMARKS
2501	A9056710	HARNESS,TPLEX185 R/S EEC	1	
2502	A9056250	BATTERY NEGATIVE LEAD	1	
2503	A9056260	BATTERY POSITIVE LEAD	1	
2504	A905020	SEAT SWITCH DELAY	1	
2505	A823316	FUSE 10 AMP	2	
2506	A823317	FUSE 15A	1	
2507	A823320	FUSE 30A	1	
2508	A823187	PILOT LAMP, TWIN, 12 VOLT	2	
2509	A829564	LENS, BATTERY CHARGE	1	RED
2510	A829563	LENS, ENGINE OIL PRESSURE	1	RED
2511	A829565	LENS, ENGINE PRE HEATER	1	GREEN
2512	A8295710	LENS, ENGINE OVERHEAT	1	
2513	A829567	LENS INSERT, 4WD	1	GREEN
2514	A824470	RELAY MICRO 12V C/O D/SUPP	4	
2515	A829546	MAIN-DIP BEAM SWITCH	3	
2516	W038383	SWITCH	4	
2517	A810958	HOUR METER, LCD	1	THREE TERMINAL.
2518	2208099	SWITCH	1	
2519	A829587	SWITCH, LENS-CUTT.CYL.	1	
2520	450526	SCREW, M5 x 12, PAN HD	6	
2521	MBF0918	CLAMP PLATE	3	
2522	A199211	TIE, 140 x 3.6	10	
2524	A829592	LENS,BACKLAP,YELLOW	1	
2525	A823972	HORN	1	
2526	W38382	SWITCH	1	
2529	MBG1052	TIE PLATE	1	
2531	A199232	CABLE TIE BASE	2	
2532	A829521	BLANKING PLUG	1	
2535	MBG2380	RELAY BRACKET	1	
2536	MBG2381A	COVER	1	
2537	450357	NUTSERT, M6 A-K 1ST GRIP	1	
2540	A905684	SWITCH HARNESS 185/3	1	
2541	A905654	HARNESS,INST 185	1	
2550	A823335	FUSE HOLDER	1	
2551	A823337	FUSE, STRIP LINK	1	
2555	450528	SCREW, M5 x 16, PAN HD	2	
2556	450376	NUT, M5 NYLOC	2	
2560	A905629	HARNESS, FUSE	1	
2561	A299406	RUBBER MOUNT	3	
2562	N/A	MOISTURE DISPLACER	0	

\* Not Illustrated

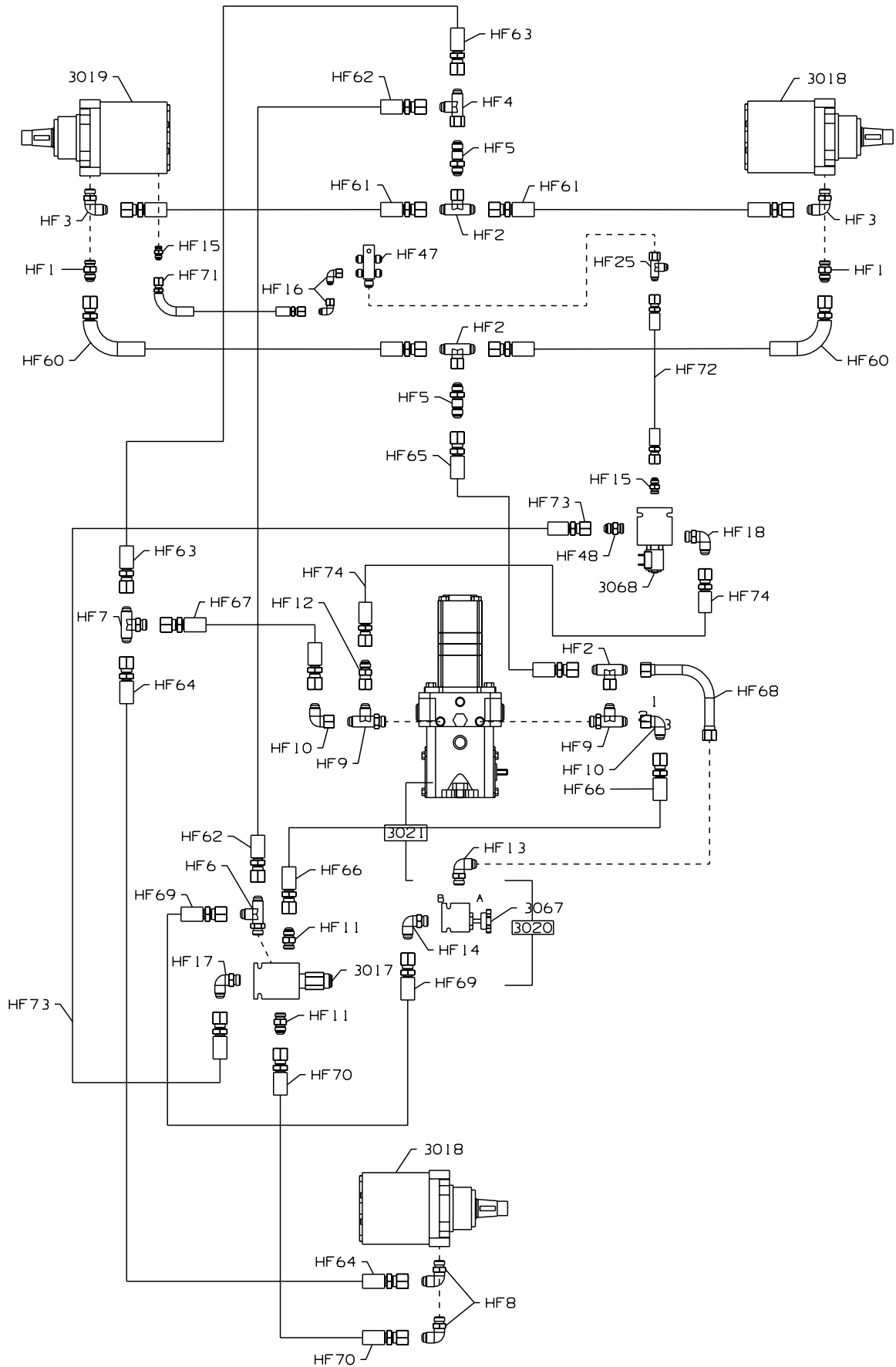


**ELECTRICAL SYSTEM (3 HARNESS)****LIST OF PARTS**

<b>ITEM</b>	<b>RANSOMES PART NO</b>	<b>DESCRIPTION</b> 	<b>QTY</b>	<b>REMARKS</b>
A	48037A	BATTERY BOOT	1	POSITIVE TERMINAL
B	37410-59113	START SWITCH AND KEY	1	EX KUBOTA
C	31351-31413	STOP SOLENOID TIMER	1	EX KUBOTA
D	15694-65992	HEATER LAMP TIMER	1	EX KUBOTA
E	TYPE 092	BATTERY	1	
F	A823345	FUSE HOLDER MOUNT KIT	1	
G	EX MILSCO	SEAT SWITCH		CONNECTOR
H	A824517	DIODE BRIDGE	1	CONNECTOR (No.1)
J	A824513	DIODE BRIDGE CARTRIDGE	1	3 AMP
K	A824517	DIODE BRIDGE	1	CONNECTOR (No3)
L	EX KUBOTA	FUEL PUMP		CONNECTOR
M	EX KUBOTA	STOP SOLENOID		CONNECTOR
N	EX KUBOTA	HEATER RING		TERMINAL
P	EX KUBOTA	ENGINE OVER TEMP SWITCH		CONNECTOR
Q	EX KUBOTA	ENGINE OIL PRESSURE		TERMINAL
R	EX KUBOTA	ALTERNATOR		CONNECTOR
S	EX KUBOTA	STARTER SOLENOID		CONNECTOR
T	EX KUBOTA	ALTERNATOR RING		TERMINAL
U	A822210	MOW SOLENOID		CONNECTOR
V	A822210	BACKLAP SOLENOID		CONNECTOR
W	A801112	3WD SOLENOID		CONNECTOR
X		WORK LAMP		CONNECTOR
Y		RELAY BASE MOULDING	A/R	
Z		EARTH CONNECTION		

\* Not Illustrated

**RANSOMES**  
**T-PLEX 185**  
**Series UL & US**





**HYDRAULIC SYSTEM  
TRACTION CIRCUIT**

**LIST OF PARTS**

ITEM	RANSOMES PART NO	DESCRIPTION 	QTY	REMARKS
3017	A801128	TRANSMISSION VALVE	1	VARIABLE DISPLACEMENT
3018	A800066	HYD MOTOR 190CC	2	
3019	A800067	MOTOR 190 CC	1	
3020	A800595	PUMP 25CC	1	
3021	A800617	GEAR PUMP ASSEMBLY	1	
3067	2208046	VALVE - BACK PRESSURE	2	
3068	A801112	SOLENOID VALVE	1	
3071*	MBG2417	VALVE BRACKET	1	
3075*	A259056	ORIFICE DISC - 6 DIA - 1" ORFS	1	
HF 1	W158006-07	FITTING	3	
HF 2	A249854	SWIVEL NUT BRANCH TEE	3	
HF 3	W158007-05	FITTING	2	
HF 4	A259011	FITTING M/F/M TEE	1	
HF 5	W158067-02	FITTING	2	
HF 6	W158056-01	FITTING O RING TEE	1	
HF 7	A254005	UNION TEE, 1-14 ORFS	1	
HF 8	W158007-03	FITTING	8	
HF 9	A259013	MALE RUN TEE	2	
HF 10	A259008	90 DEG SWIVEL NUT ELBOW 1"	2	
HF 11	W158006-05	FITTING	3	
HF 12	A259044	REDUCER 1" TO 9/16 ORFS	1	
HF 13	A2525050	90 FIT 1" ORFS - 3/4" SAE	1	
HF 14	W158007-02	FITTING	4	
HF 15	A251510	SGT FIT ORFS-SAE	6	
HF 16	A259045	90 SWIVEL NUT ELBOW 9/16"	1	
HF 17	A252506	90 FIT 9/16" ORFS - 3/4" SAE	1	
HF 18	A252501	90 DEG FIT ORFS-SAE	3	
HF 25	A259048	SWIVEL NUT RUN TEE 9/16	2	
HF 47	A259006	MANIFOLD - 5 PORTS 9/16"	1	
HF 48	A259064	9/16 - 9/16 LONG MALE CONN.	1	
HF 60	A799333	HOSE ASSY 5/8 ORFS/90	2	
HF 61	A785048	HOSE ASSY 5/8 ORFS/ORFS	2	
HF 62	A799335	HOSE ASSY 1/2 ORFS/ORFS	1	
HF 63	A799336	HOSE ASSY 5/8 ORFS/90 ORFS	1	
HF 64	A799337	HOSE ASSY 1/2 ORFS/45 ORFS	1	
HF 65	A799338	HOSE ASSY 5/8 90 ORFS/90	1	
HF 66	A799339	HOSE ASSY 1/2 ORFS/ORFS	1	
HF 67	A799341	HOSE ASSY 5/8 90 ORFS/45	1	
HF 68	A908080	TUBE ASSEMBLY 90 DEG 1"	1	
HF 69	A799342	HOSE ASSY 1/2 ORFS/90 ORFS	1	
HF 70	A799343	HOSE ASSY 1/2 ORFS/45 ORFS	1	
HF 71	A799464	HOSE ASSY 1/4 ORFS/90 ORFS	1	
HF 72	A799345	HOSE ASSY 1/4 ORFS/90 ORFS	1	
HF 73	A782093	HOSE ASSY 1/4 ORFS/ORFS	1	
HF 74	A799346	HOSE ASSY 1/4 ORFS/45 ORFS	1	

\* Not Illustrated



**HYDRAULIC SYSTEM  
STEERING / LIFT CIRCUIT**

**LIST OF PARTS**

ITEM	RANSOMES PART NO	DESCRIPTION 	QTY	REMARKS
3002	A801106	STEERING UNIT	1	
3003*	A819215	STEERING COLUMN	1	
3020	A800595	PUMP 25CC	1	VARIABLE DISPLACEMENT
3021	A800617	GEAR PUMP ASSEMBLY	1	
3030	2208144	VALVE-LIFT	1	
3031*	MBF0898A	VALVE LEVER	1	LIFT VALVE
3033*	MBG2265	BULKHEAD	1	LIFT VALVE
3034*	MBG2266A	MOUNTING BRACKET	1	LIFT VALVE
3035*	MBG2267B	VALVE MOUNTING BRACKET	1	LIFT VALVE
3036*	MBF0897	LEVER PIVOT SHAFT	1	LIFT VALVE
3037*	MBF0898A	VALVE LEVER	1	LIFT VALVE
3038*	A380202	CONNECTING LINK	1	LIFT VALVE
3061	A801125	WEIGHT TRANSFER VALVE	1	
3070*	MBG2377A	STAY	1	LIFT VALVE
A	A902759	RAM	1	
B	A902707	RAM ASSY.	2	
C	A902754	SINGLE ACTING RAM	1	
HF15	A251510	SGT FIT ORFS - SAE	1	
HF 19	A259046	SGT FIT 9/16" ORFS - 9/16" SAE	1	
HF 20	A259029	FITTING BULKHEAD	1	
HF 21	A259047	SWIVEL NUT BRANCH TEE 9/16	1	
HF 22	W158007-01	FITTING	3	
HF 23	69068-03	ORIFICE DISK 0.028" DIA	1	
HF 24	W158061-01	O RING	1	
HF 25	A259048	SWIVEL NUT RUN TEE 9/16	2	
HF 26	A252502	90 DEG FIT ORFS-SAE	2	
HF 27	A259049	BULKHEAD UNION 11/16 ORFS	4	
HF 28	A249840	SWIVEL NUT RUN TEE	1	
HF 29	A259005	ELBOW 90 DEG.	2	
HF 30	A253505	45 DEG FIT 11/16" ORFS- 3/4"	1	
HF 31	A259010	90 DEG SWIVEL NUT ELBOW	1	
HF 32	158007-10	90 DEG FIT 11/16 ORFS - 3/4	4	
HF 33	158006-13	FITTING-ORB/ORS	3	
HF 44	A259053	MANIFOLD - 3/4" TAILS- 9/16"	1	
HF 46	A244904	TEST POINT BSP	2	
HF 49	158006-13	FITTING ORB - ORS	1	
HF 75	A799347	HOSE ASSY 1/4 ORFS/90 ORFS	1	
HF 76	A799348	HOSE ASSY 1/4 ORFS/90 ORFS	1	
HF 77	A799349	HOSE ASSY 1/4 ORFS/90 ORFS	1	
HF 78	A799350	HOSE ASSY 1/4 90 ORFS/90	1	
HF 79	A782270	HOSE ASSY 1/4 ORFS/ORFS	1	
HF 80	A799351	HOSE ASSY 1/4 ORFS/45 ORFS	1	
HF 81	A799352	HOSE ASSY 3/8 ORFS/45 ORFS	1	
HF 82	A799353	HOSE ASSY 3/8 ORFS/90 ORFS	1	
HF 83	A799354	HOSE ASSY 3/8 ORFS/ORFS	1	
HF 84	A799355	HOSE ASSY 3/8 ORFS/90 ORFS	1	
HF 85	A783027	HOSE ASSY 3/8" O.D.	1	
HF 86	A799356	HOSE ASSY 3/8 90 ORFS/45	1	
HF 87	A799357	HOSE ASSY 3/8 ORFS/45 ORFS	1	

\* Not Illustrated



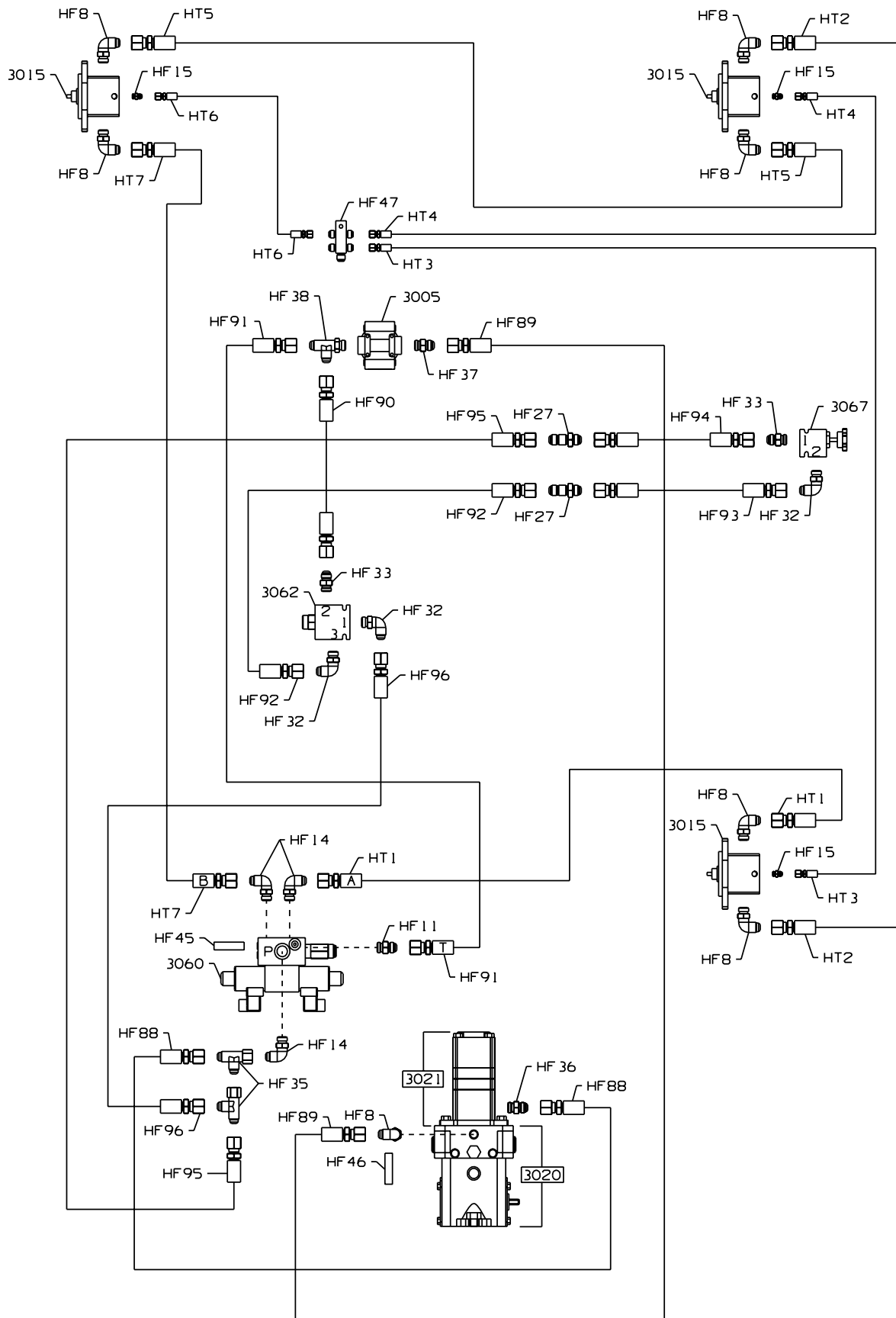
**HYDRAULIC SYSTEM  
CUTTING UNIT CIRCUIT**

**LIST OF PARTS**

ITEM	RANSOMES PART NO	DESCRIPTION 	QTY	REMARKS
3005	A808912	FILTER MAGNAFLOW TYPE	1	
3009*	A298401	HOSE SLEEVING	3	FOR UNIT DRIVE HOSES
3010*	A298937	HOSE SLEEVING	AR	SHORT SINGLE HOSE SLEEVE
3011*	A199208	TIE 200 X 4.8	9	FOR 3010
3015	A800070	HYD.GEAR MOTOR 19CC	AR	FOR RH DRIVE UNIT
3015	A800621	HYD.GEAR MOTOR 19CC	1	FOR LH DRIVE UNIT
3020	A800595	PUMP 25CC	1	VARIABLE DISPLACEMENT
3021	A800617	GEAR PUMP ASSEMBLY	1	
3060	A802778	CUTTER VALVE	1	
3062	A801126	VALVE	1	PRESSURE COMPENSATOR
3067	2208046	VALVE - BACK PRESSURE	2	
HF 8	W158007-03	FITTING	8	
HF 11	W158006-05	FITTING	3	
HF 14	W158007-02	FITTING	4	
HF 15	A251510	SGT FIT ORFS-SAE	7	
HF 27	A259049	BULKHEAD UNION 11/16 ORFS	4	
HF 32	158007-10	90 DEG FIT 11/16 ORFS - 3/4	4	
HF 33	158006-13	FITTING-ORB/ORS	3	
HF 35	A249849	SWIVEL NUT RUN TEE 13/16	2	
HF 36	W158006-06	FITTING	1	
HF 37	A259019	MALE CONNECTOR	1	
HF 38	A259051	MALE RUN TEE 1/2 BSPP 13/16	1	
HF 45	A244905	TEST POINT SAE	3	
HF 46	A244904	TEST POINT BSP	2	
HF 47	A259006	MANIFOLD - 5 PORTS 9/16"	1	
HF 88	A799447	HOSE ASSY 1/2 ORFS/45 ORFS	1	
HF 89	A799359	HOSE ASSY 1/2 90 ORFS/45	1	
HF 90	A799360	HOSE ASSY 3/8 ORFS/45 ORFS	1	
HF 91	A799361	HOSE ASSY 1/2 90 ORFS/45	1	
HF 92	A799362	HOSE ASSY 3/8 ORFS/90 ORFS	1	
HF 93	A799363	HOSE ASSY 3/8 ORFS/90 ORFS	1	
HF 94	A799364	HOSE ASSY 3/8 ORFS/90 ORFS	1	
HF 95	A799365	HOSE ASSY 3/8 ORFS/ORFS	1	
HF 96	A799366	HOSE ASSY 3/8 ORFS/90 ORFS	1	
HT 1	A799367	HOSE ASSY 1/2 ORFS/45 ORFS	1	26" CUTTING UNITS
HT 2	A799369	HOSE ASSY 1/2 ORFS/45 ORFS	1	26" CUTTING UNITS RH DRIVE
HT 2	A799523	HOSE ASSY 1/2	1	26" CUTTING UNITS LH DRIVE
HT 3	A799371	HOSE ASSY 1/4 ORFS/45 ORFS	1	26" CUTTING UNITS
HT 4	A799373	HOSE ASSY 1/4 45 ORFS/45	1	26" CUTTING UNITS RH DRIVE
HT 4	A799525	HOSE ASSY 1/4	1	26" CUTTING UNITS LH DRIVE
HT 5	A799375	HOSE ASSY 1/2 45 ORFS/45	1	26" CUTTING UNITS RH DRIVE
HT 5	A799524	HOSE ASSY 1/	1	26" CUTTING UNITS LH DRIVE
HT 6	A799377	HOSE ASSY 1/4 45 ORFS/90	1	26" CUTTING UNITS
HT 7	A799379	HOSE ASSY 1/2 45 ORFS/45	1	26" CUTTING UNITS


\* Not Illustrated

**RANSOMES**  
**T-PLEX 185**  
**Series UL & US**



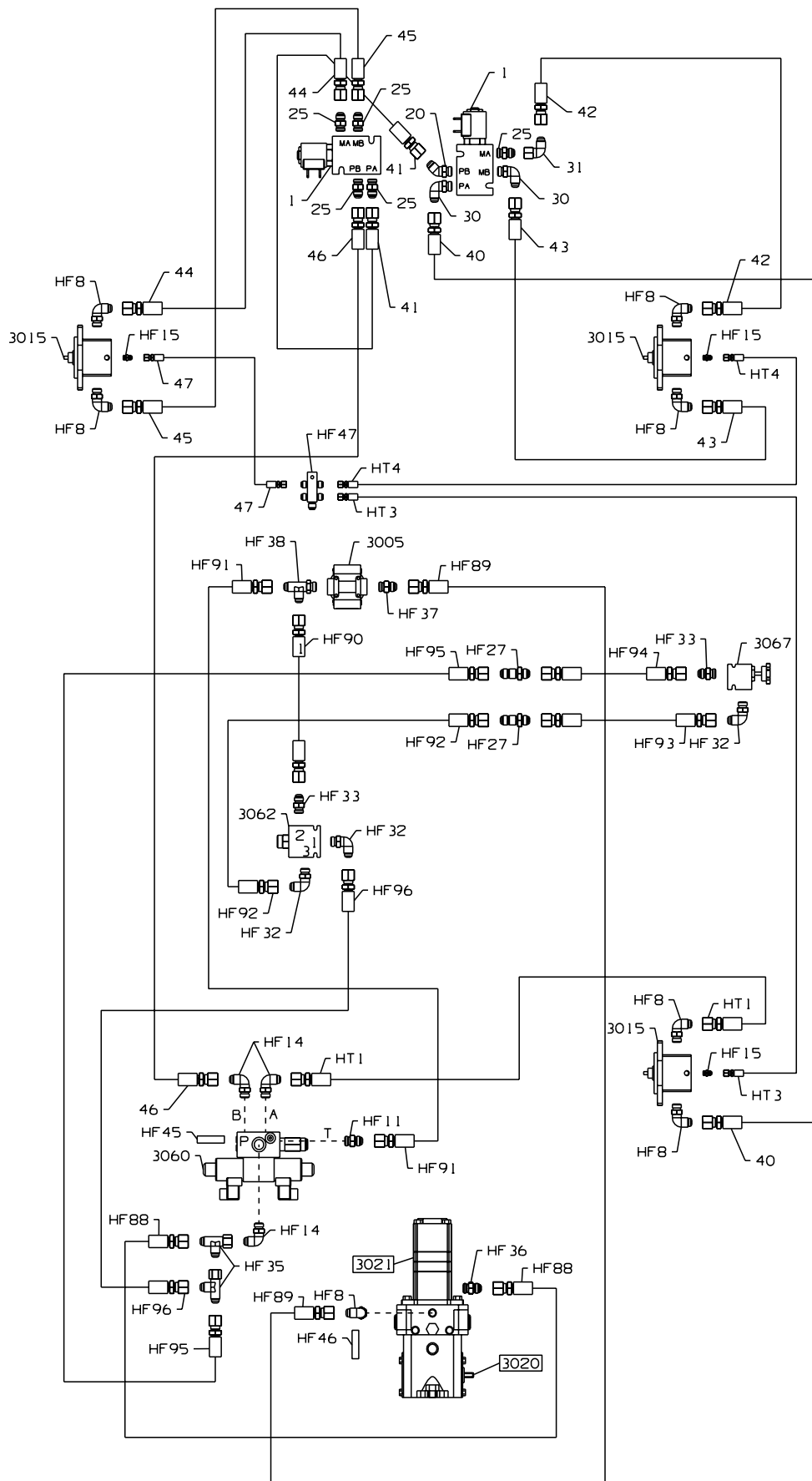
**HYDRAULIC SYSTEM  
CUTTING UNIT CIRCUIT**

**LIST OF PARTS**

ITEM	RANSOMES PART NO	DESCRIPTION 	QTY	REMARKS
HT 1	A799368	HOSE ASSY 1/2 ORFS/45 ORFS	1	30" CUTTING UNITS
HT 2	A799370	HOSE ASSY 1/2 ORFS/45 ORFS	1	30" CUTTING UNITS
HT 3	A799372	HOSE ASSY 1/4 ORFS/45 ORFS	1	30" CUTTING UNITS
HT 4	A799374	HOSE ASSY 1/4 45 ORFS/45	1	30" CUTTING UNITS
HT 5	A799376	HOSE ASSY 1/2 45 ORFS/45	1	30" CUTTING UNITS
HT 6	A799378	HOSE ASSY 1/4 45 ORFS/90	1	30" CUTTING UNITS
HT 7	A799380	HOSE ASSY 1/2 45 ORFS/45	1	30" CUTTING UNITS

\* Not Illustrated


**RANSOMES**  
**T-PLEX 185**  
**Series UL & US**





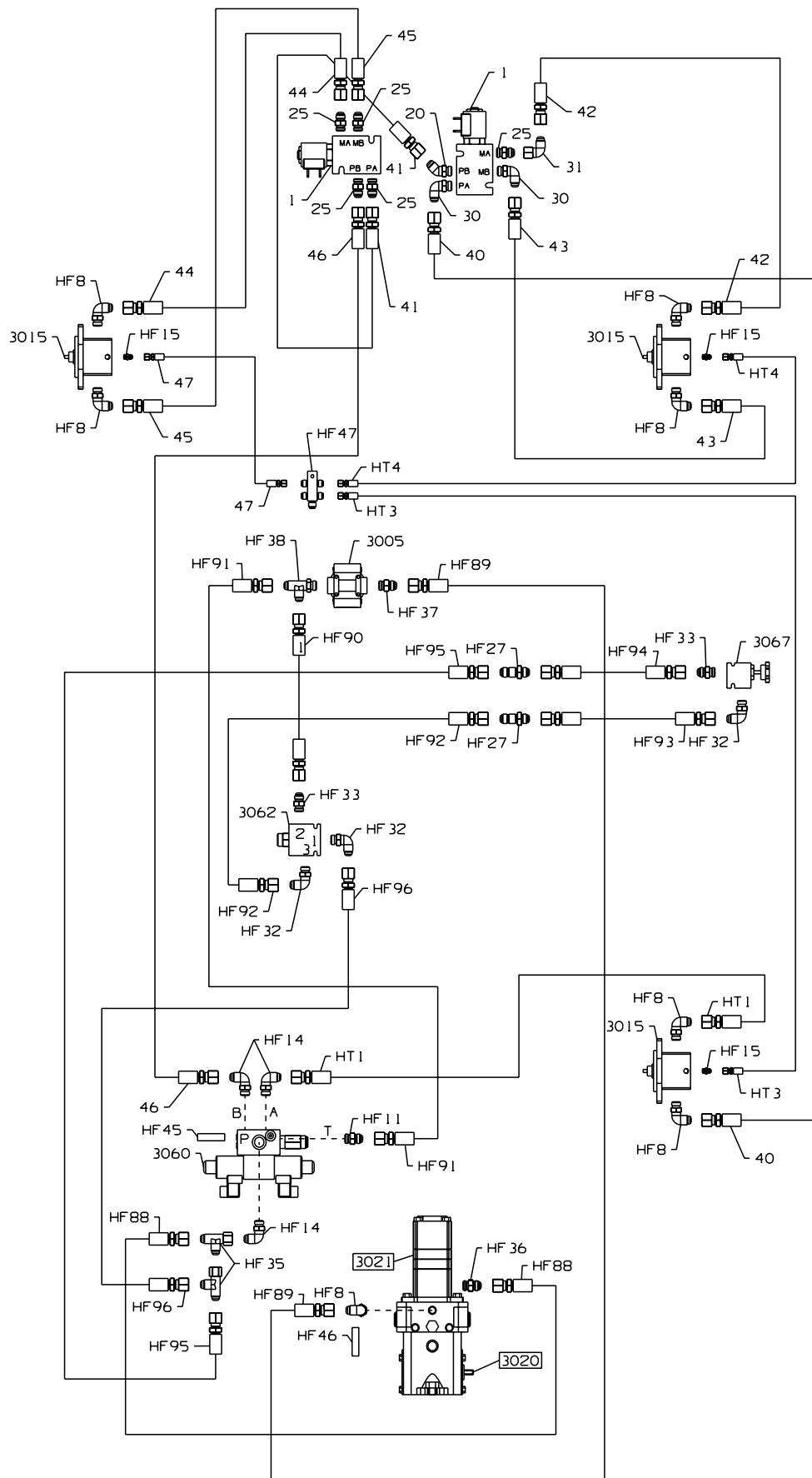
**HYDRAULIC SYSTEM  
CUTTING UNIT CIRCUIT (26 " CUTTING UNITS  
FITTED WITH FRONT UNIT DIVERTOR KIT LMAB536)**

**LIST OF PARTS**

ITEM	RANSOMES PART NO	DESCRIPTION 	QTY	REMARKS
3005	A808912	FILTER MAGNAFLOW TYPE	1	
3009*	A298401	HOSE SLEEVING	3	FOR UNIT DRIVE HOSES
3010*	A298937	HOSE SLEEVING	AR	SHORT SINGLE HOSE SLEEVE
3011*	A199208	TIE 200 X 4.8	9	FOR 3010
3015	A800070	HYD.GEAR MOTOR 19CC	AR	FOR RH DRIVE UNIT
3015	A800621	HYD.GEAR MOTOR 19CC	1	FOR LH DRIVE UNIT
3020	A800595	PUMP 25CC	1	VARIABLE DISPLACEMENT
3021	A800617	GEAR PUMP ASSEMBLY	1	
3060	A802778	CUTTER VALVE	1	
3062	A801126	VALVE	1	PRESSURE COMPENSATOR
3067	2208046	VALVE - BACK PRESSURE	2	
HF 8	W158007-03	FITTING	8	
HF 11	W158006-05	FITTING	3	
HF 14	W158007-02	FITTING	4	
HF 15	A251510	SGT FIT ORFS-SAE	7	
HF 27	A259049	BULKHEAD UNION 11/16 ORFS	4	
HF 32	158007-10	90 DEG FIT 11/16 ORFS - 3/4	4	
HF 33	158006-13	FITTING-ORB/ORS	3	
HF 35	A249849	SWIVEL NUT RUN TEE 13/16	2	
HF 36	W158006-06	FITTING	1	
HF 37	A259019	MALE CONNECTOR	1	
HF 38	A259051	MALE RUN TEE 1/2 BSPP 13/16	1	
HF 45	A244905	TEST POINT SAE	3	
HF 46	A244904	TEST POINT BSP	2	
HF 47	A259006	MANIFOLD - 5 PORTS 9/16"	1	
HF 88	A799447	HOSE ASSY 1/2 ORFS/45 ORFS	1	
HF 89	A799359	HOSE ASSY 1/2 90 ORFS/45	1	
HF 90	A799360	HOSE ASSY 3/8 ORFS/45 ORFS	1	
HF 91	A799361	HOSE ASSY 1/2 90 ORFS/45	1	
HF 92	A799362	HOSE ASSY 3/8 ORFS/90 ORFS	1	
HF 93	A799363	HOSE ASSY 3/8 ORFS/90 ORFS	1	
HF 94	A799364	HOSE ASSY 3/8 ORFS/90 ORFS	1	
HF 95	A799365	HOSE ASSY 3/8 ORFS/ORFS	1	
HF 96	A799366	HOSE ASSY 3/8 ORFS/90 ORFS	1	
HT 1	A799367	HOSE ASSY 1/2 ORFS/45 ORFS	1	
HT 3	A799371	HOSE ASSY 1/4 ORFS/45 ORFS	1	
HT 4	A799373	HOSE ASSY 1/4 45 ORFS/45	1	
1	A801105	SOLENOID VALVE	2	
20	158059-03	45° MALE ELBOW 3/4 UNF	1	
25	W158006-05	MALE CONNECTOR 3/4 UNF	5	
30	W158007-02	90° MALE ELBOW 3/4 UNF	2	
31	A252001	90° SWIVEL NUT ELBOW ORFS	1	
40	A799592	HYD. HOSE ASSY.	1	
41	A799593	HYD. HOSE ASSY.	1	


\* Not Illustrated

**RANSOMES**  
**T-PLEX 185**  
**Series UL & US**



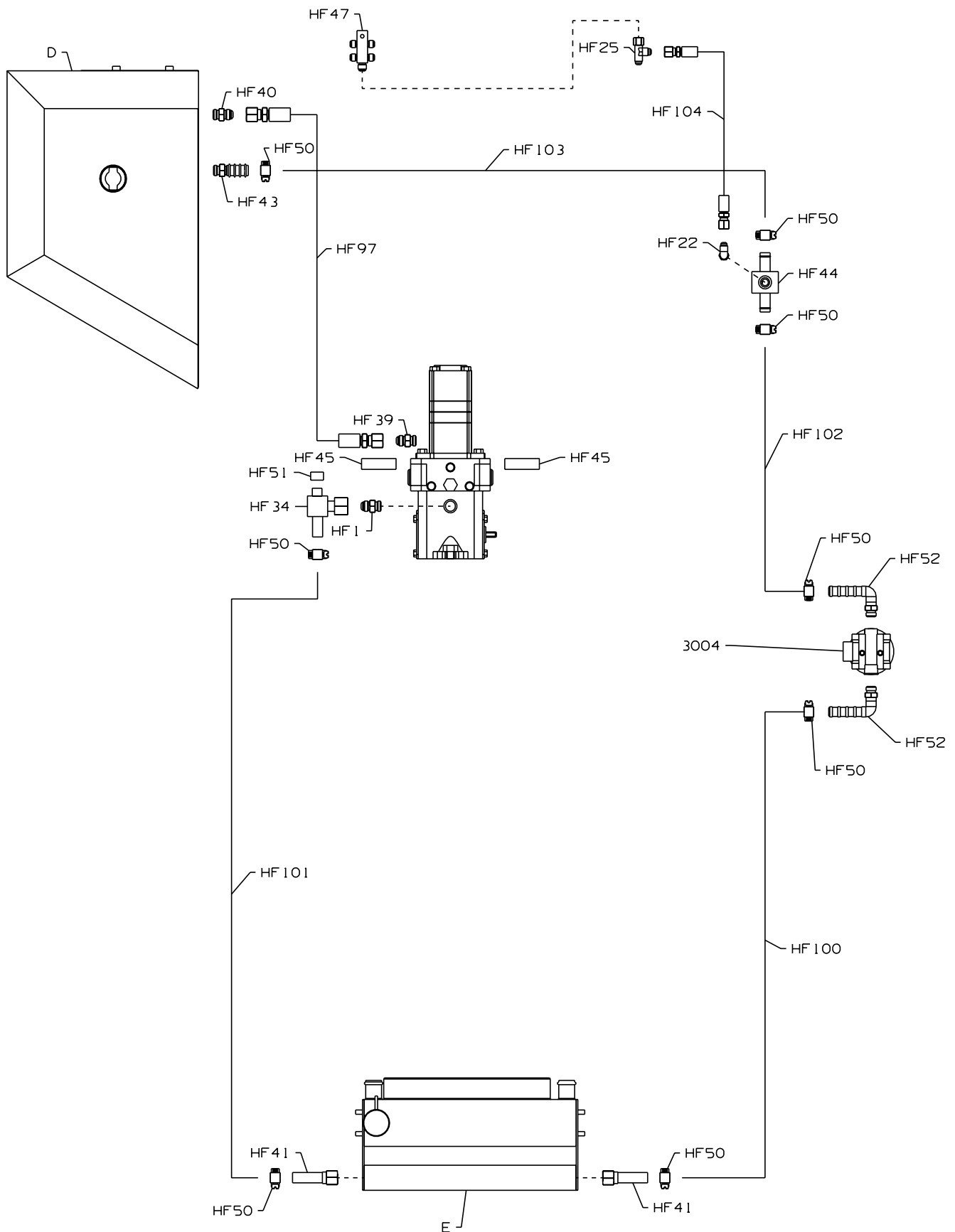
**HYDRAULIC SYSTEM  
CUTTING UNIT CIRCUIT (26 " CUTTING UNITS  
FITTED WITH FRONT UNIT DIVERTOR KIT LMAB536)**

**LIST OF PARTS**

ITEM	RANSOMES PART NO	DESCRIPTION 	QTY	REMARKS
42	A799594	HYD. HOSE ASSY.	1	
43	A799595	HYD. HOSE ASSY.	1	
44	A799596	HYD. HOSE ASSY.	1	
45	A799597	HYD. HOSE ASSY.	1	
46	A799598	HYD. HOSE ASSY.	1	
47	A799599	HYD. HOSE ASSY.	1	


\* Not Illustrated

**RANSOMES**  
**T-PLEX 185**  
**Series UL & US**



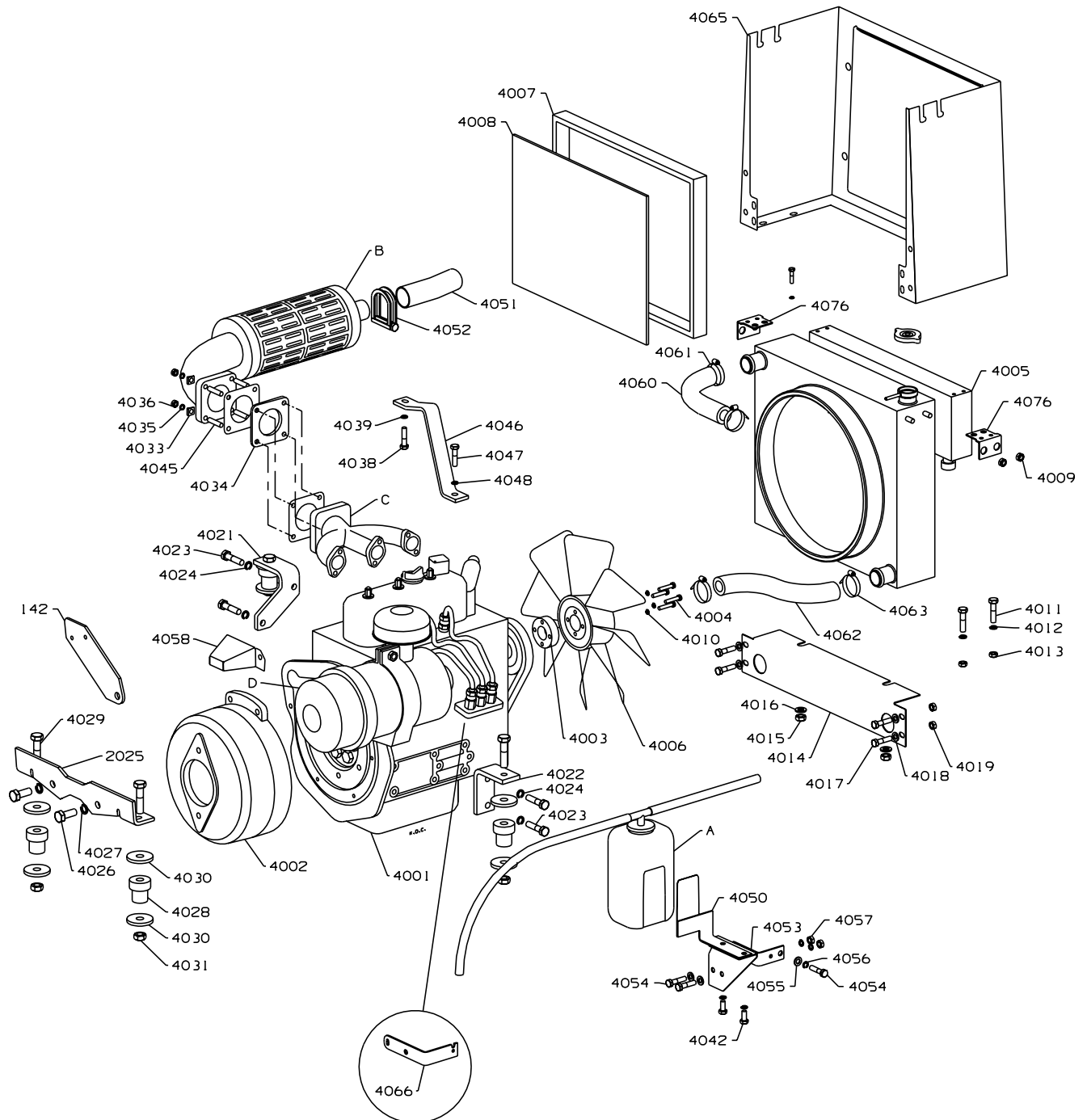
**HYDRAULIC SYSTEM  
COOLING CIRCUIT**

**LIST OF PARTS**

ITEM	RANSOMES PART NO	DESCRIPTION 	QTY	REMARKS
3004	A819121	FILTER	1	FOR HYD. TANK
D	A913462	HYD. TANK	1	
E	A691098	RADIATOR/OIL COOLER	1	
3022*	A221152	BS.152 'O' RING	1	
3040*	A808944	FILLER STRAINER	1	
HF 1	W158006-07	FITTING	3	
HF 22	W158007-01	FITTING	3	
HF 25	A259048	SWIVEL NUT RUN TEE 9/16	2	
HF 34	A259052	SWIVEL NUT BRANCH TEE	1	
HF 39	A251504	SGT FIT 1-7/16 ORFS 1-1/16 SAE	1	
HF 40	A251505	SGT FIT 1-7/16 ORFS 1-5/16 SAE	1	
HF 41	002498350	STRAIGHT HOSETAIL	2	
HF 43	A249858	MALE HOSE TAIL - 1.1/16 - 3/4	1	
HF 44	A259053	MANIFOLD - 3/4" TAILS- 9/16"	1	
HF 45	A244905	TEST POINT SAE	3	
HF 47	A259006	MANIFOLD - 5 PORTS 9/16"	1	
HF 50	A192532	HOSE CLAMP, 13-32	8	
HF 51	A256802	ORFS CAP - 11/16"	1	
HF 52	A249388	90 DEG. ELBOW	2	
HF 97	A799381	HOSE ASSY 1" 90 ORFS/90	1	
HF100	005612085	HOSE-3/4" BORE 720MM -100R6	1	
HF101	005606104	HOSE-3/4" BORE 1035mm -100R6	1	
HF102	005612075	HOSE-3/4" BORE 620MM -100R6	1	
HF103	005606063	HOSE-3/4" BORE 630 -100R6	1	
HF104	A799382	HOSE ASSY 3/8 ORFS/ORFS	1	


\* Not Illustrated

**RANSOMES**  
**T-PLEX 185**  
**Series UL & US**



**ENGINE AND TRANSMISSION**

**LIST OF PARTS**

ITEM	RANSOMES PART NO	DESCRIPTION 	QTY	REMARKS
4001	A682175	ENGINE (KUBOTA D722-B)	1	
4002	A814636	HOUSING /COUPLING KIT D722	1	
4002.1	A890241	• ENGINE FLANGE	1	
4002.2	A890242	• PUMP HUB	1	
4002.3	A890243	• ENGINE HOUSING	1	
4003	MBG0885A	SPACER BOSS	1	
4004	450173	SCREW, M6 x 30, HEX HD	4	
4005	A691098	RADIATOR/OIL COOLER	1	
4005.1	A691116	• RADIATOR	1	
4005.2	A691093	• OIL COOLER	1	
4005.3	A691117	• FAN COWL	1	
4005.4	A691012	• RADIATOR CAP	1	
4006	A691062	ENGINE FAN	1	
4007	MBF1235	SCREEN FRAME ASSY	1	
4008	A900177	BUG SCREEN	1	
4009	A133905	STAYTITE NUT M8	4	
4010	450410	S.L.WASHER, M6	4	
4011	450191	SCREW, M8 x 20, HEX HD	4	
4012	450411	S.L.WASHER, M8	4	
4013	450378	NUT, M8 NYLOC	4	
4014	MBG2248A	SEALING PLATE	1	
4015	450379	NUT, M10 NYLOC	2	
4016	450391	WASHER, M10	2	
4017	450191	SCREW, M8 x 20, HEX HD	4	
4018	450390	WASHER, M8	4	
4019	450378	NUT, M8 NYLOC	4	
4021	MBG2220	ENGINE BRACKET R.H.	1	
4022	MBG2219A	ENGINE BRACKET L.H.	1	
4023	A119032	SCREW, M10 x 20	4	
4024	450412	S.L.WASHER, M10	4	
4025	MBG2221C	ENGINE BRACKET FR.	1	
4026	456110749	SCREW	2	
4027	450413	S.L.WASHER, M12	2	
4028	A299404	FLEXIBLE MOUNTING	4	
4029	450034	BOLT, M10 x 60, HEX HD	4	
4030	MBC0175	WASHER	8	
4031	450379	NUT, M10 NYLOC	4	
4033	452900308	TAPER WASHER	4	
4034	MBC4755	PLATE	1	
4035	450411	S.L.WASHER, M8	4	
4036	450378	NUT, M8 NYLOC	4	
4038	450191	SCREW, M8 x 20, HEX HD	1	
4039	450411	S.L.WASHER, M8	1	
4041	H091048	GROMMET	1	
4042	450191	SCREW, M8 x 20, HEX HD	4	
4043	450411	S.L.WASHER, M8	1	
4044	450378	NUT, M8 NYLOC	3	


\* Not Illustrated





**ENGINE AND TRANSMISSION**

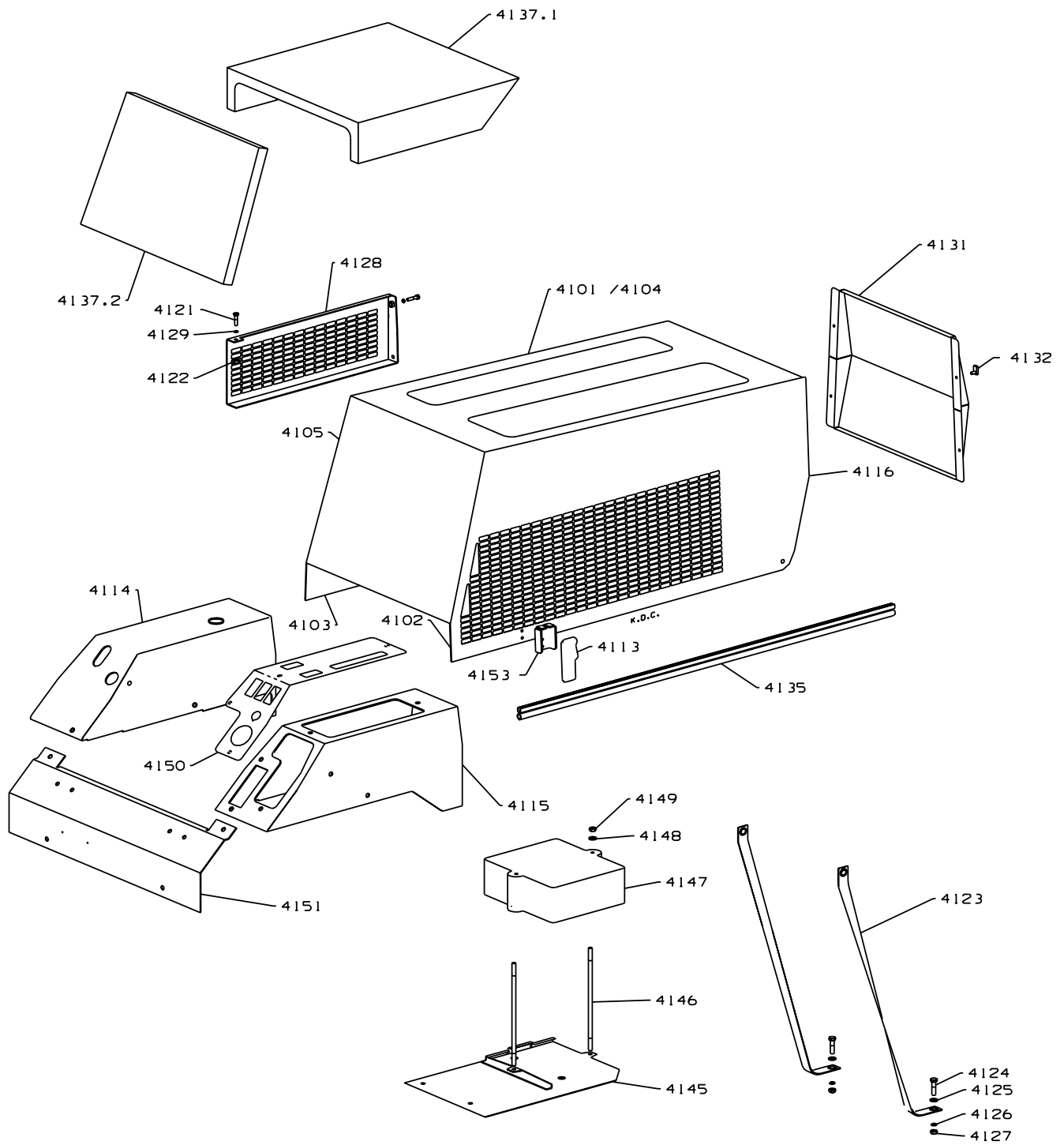
**LIST OF PARTS**

ITEM	RANSOMES PART NO	DESCRIPTION 	QTY	REMARKS
4045	452311	STUD, M8 x 30	4	
4046	MBG2222	EXHAUST BRACKET	1	
4047	450191	SCREW, M8 x 20, HEX HD	1	
4048	450411	S.L.WASHER, M8	1	
4050	MBF0372A	BOTTLE BRKT.W/A	1	
4051	A691029	EXHAUST TAIL PIPE	1	
4052	A199007	CLAMP, 1.1/2"	1	
4053	MBF0968A	BRKT AIR FILTER W/A	1	
4054	450191	SCREW, M8 x 20, HEX HD	3	
4055	450390	WASHER, M8	3	
4056	450411	S.L.WASHER, M8	3	
4057	450324	NUT, M8	2	
4058	MBG0968	STARTER COVER	1	
4060	A912511	TOP HOSE-RAD	1	
4061	A192540	HOSE CLAMP, 19-40	6	
4062	A912512	BOTTOM HOSE-RAD	1	
4063	A192540	HOSE CLAMP, 19-40	4	
4065	MBG2300C	REAR BULKHEAD	1	
4066	MBG2414A	THROTTLE BRACKET	1	
4067*	450723	SCREW, M8 x 20, SCKT CAP HD	5	
4068*	450193	SCREW, M8 x 30, HEX HD	4	
4069*	450411	S.L.WASHER, M8	4	
4070*	450243	SCREW, M12 x 40, HEX HD	2	
4076	MBG3767A	SUPPORT BRACKET	2	
142	MBG2417	VALVE BRACKET	1	
A	19059-72091	RESERVE TANK EX KUBOTA	1	
B	19056-12002	EXHAUST SILENCER	1	
C	15861-12312	EXHAUST MAN. & 2 GASKETS	1	
D	19016-11001	AIR CLEANER	1	
*	15501-11220	AIR CLEANER ELEMENT	1	

\* Not Illustrated


**RANSOMES**  
**T-PLEX 185**  
**Series UL & US**

---



**COVERS**

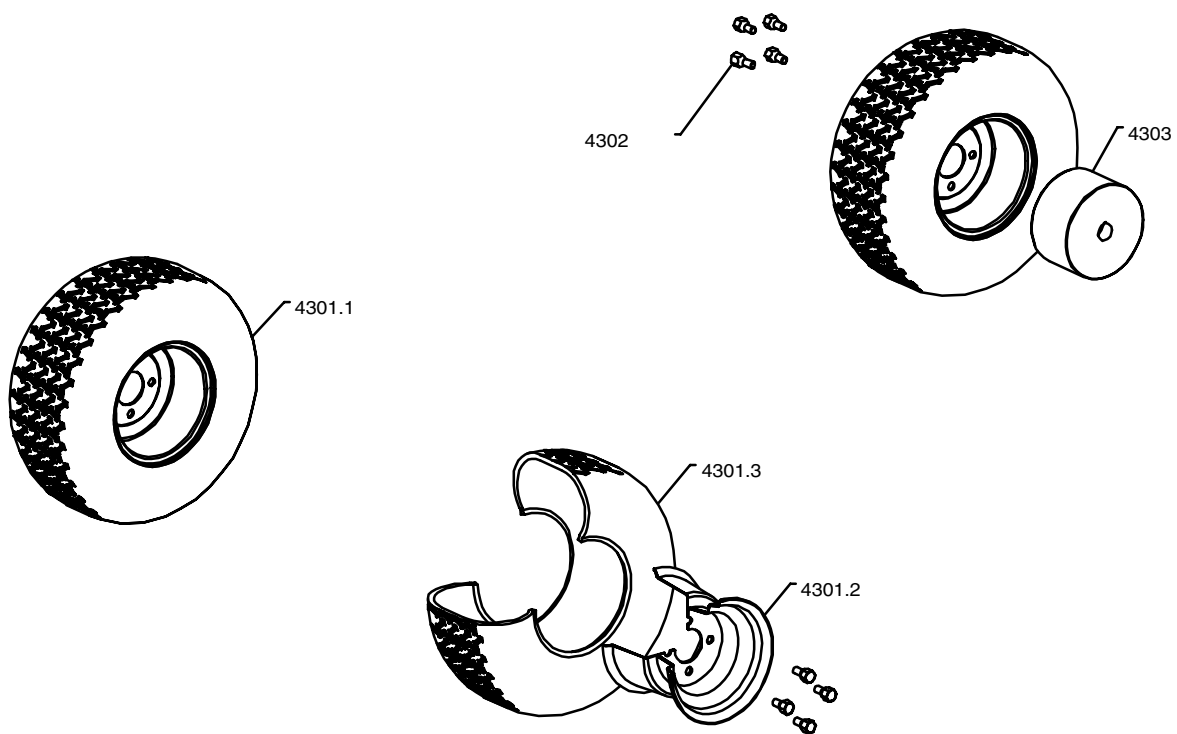
**LIST OF PARTS**

ITEM	RANSOMES PART NO	DESCRIPTION 	QTY	REMARKS
4101	MBF0910A	WLDMT-HOOD, TOP	1	
4102	MBF0907A	WLDMT-SIDE COVER LH	1	
4103	MBF0908A	WLDMT-SIDE COVER RH	1	
4104	MBF0909A	WLDMT-BASE PLATE	1	
4105	MBG2308	FRONT PANEL	1	
4107*	A149615	RIVET, 1/8 X .400"	26	
4108*	450168	SCREW, M6 x 12, HEX HD	18	
4109*	450377	NUT, M6 NYLOC	18	
4110*	450389	WASHER, M6	18	
4111*	450528	SCREW, M5 x 16, PAN HD	8	
4112*	450388	WASHER, M5	8	
4113	2198112	LATCH - HOOD	2	
4114	A913475	CONTROL COVER R/H	1	
4115	A913476	CONTROL COVER L/H	1	
4116	MBG2301A	REAR PANEL	1	
4117	A909226	BRUSH STRIP (140 mm LONG)	1	
4118*	001496052	RIVET, 1/8 x 5/16	2	
4120*	450357	NUTSERT, M6 A-K 1ST GRIP	4	
4121	450170	SCREW, M6 x 16, HEX HD	3	
4122	450377	NUT, M6 NYLOC	1	
4123	A904916	STRAP ASSY.	2	
4124	450192	SCREW, M8 x 25, HEX HD	4	
4125	450390	WASHER, M8	4	
4126	450411	S.L.WASHER, M8	4	
4127	452436	NUT, M8 FLANGED NYLOC	4	
4128	MBG2283	SIDE PLATE RH	1	
4129*	450170	SCREW, M6 x 16, HEX HD	3	
4130*	450377	NUT, M6 NYLOC	1	
4131	MBG2284A	REAR ACCESS PANEL	1	
4132	2198084	LATCH-SWELL	4	
4133*	A149000	SPRING CLIP	2	
4134*	118047-06	BUSHING FLIP-LOK.38 I/D	2	
4135	108194A1	SEALING STRIP	AR	
4136*	A895515	BOLT & NUT CAP - M8	4	
4137	AC004	ACOUSTIC KIT-NOISE	1	
4137.1	A914969	• PAD	1	
4137.2	A914970	• PAD	1	
4145	MBF0904A	BATTERY TRAY WA	1	
4146	MBF0906	ROD	2	
4147	A913477	BATTERY COVER	1	
4148	450389	WASHER, M6	2	
4149	450323	NUT, M6	4	
4150	MBG2391A	CONTROL COVER	1	
4151	MBG2236A	COVER	1	
4153	MBG6196	LATCH HOOD	2	
4154*	450517	SCREW - M4 X 12	8	
4155*	450387	WASHER - M4	8	
4156*	450408	LOCKWASHER - M4	8	
4157*	450321	NUT - M4	8	


\* Not Illustrated

**RANSOMES**  
**T-PLEX 185**  
**Series UL & US**

---

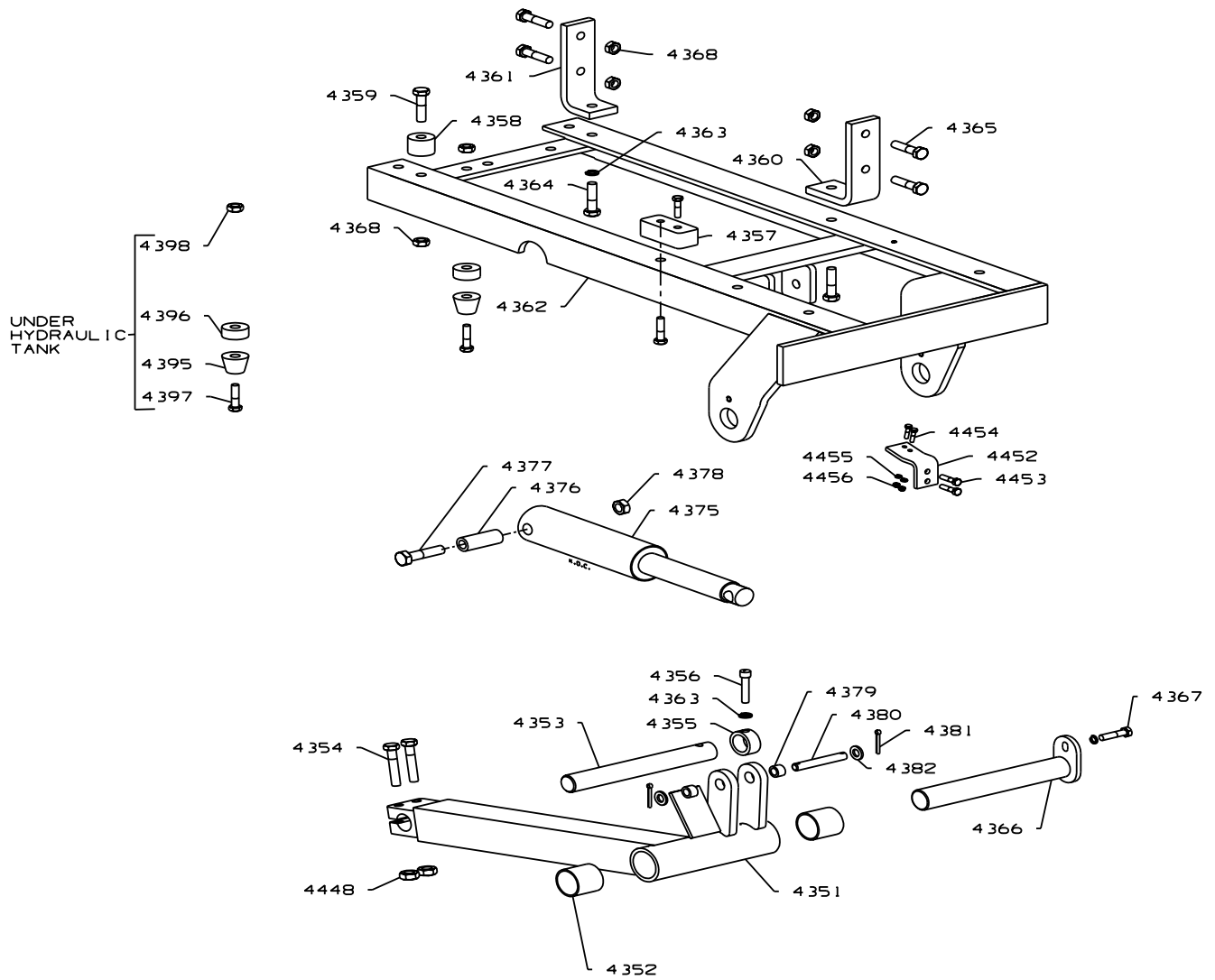


**WHEELS****LIST OF PARTS**

<b>ITEM</b>	<b>RANSOMES PART NO</b>	<b>DESCRIPTION</b> 	<b>QTY</b>	<b>REMARKS</b>
4201	WL002A	SET OF 3 WHEELS	1	
4301.1	A816246	WHEEL 20 X 10.00 - 8	3	
4301.2	A816217	• RIM	1	
4301.3	A817079	• TYRE 20 X 10.00 - 8 4PR	1	
4302	64220-01	WHEEL BOLT	12	
4303	MBG0969A	WHEEL HUB	1	
4306	450040	BOLT, M10 x 90, HEX HD	2	
4307	450412	S.L.WASHER, M10	2	


\* Not Illustrated

**RANSOMES**  
**T-PLEX 185**  
**Series UL & US**



**HYDRAULIC LIFT - REAR**

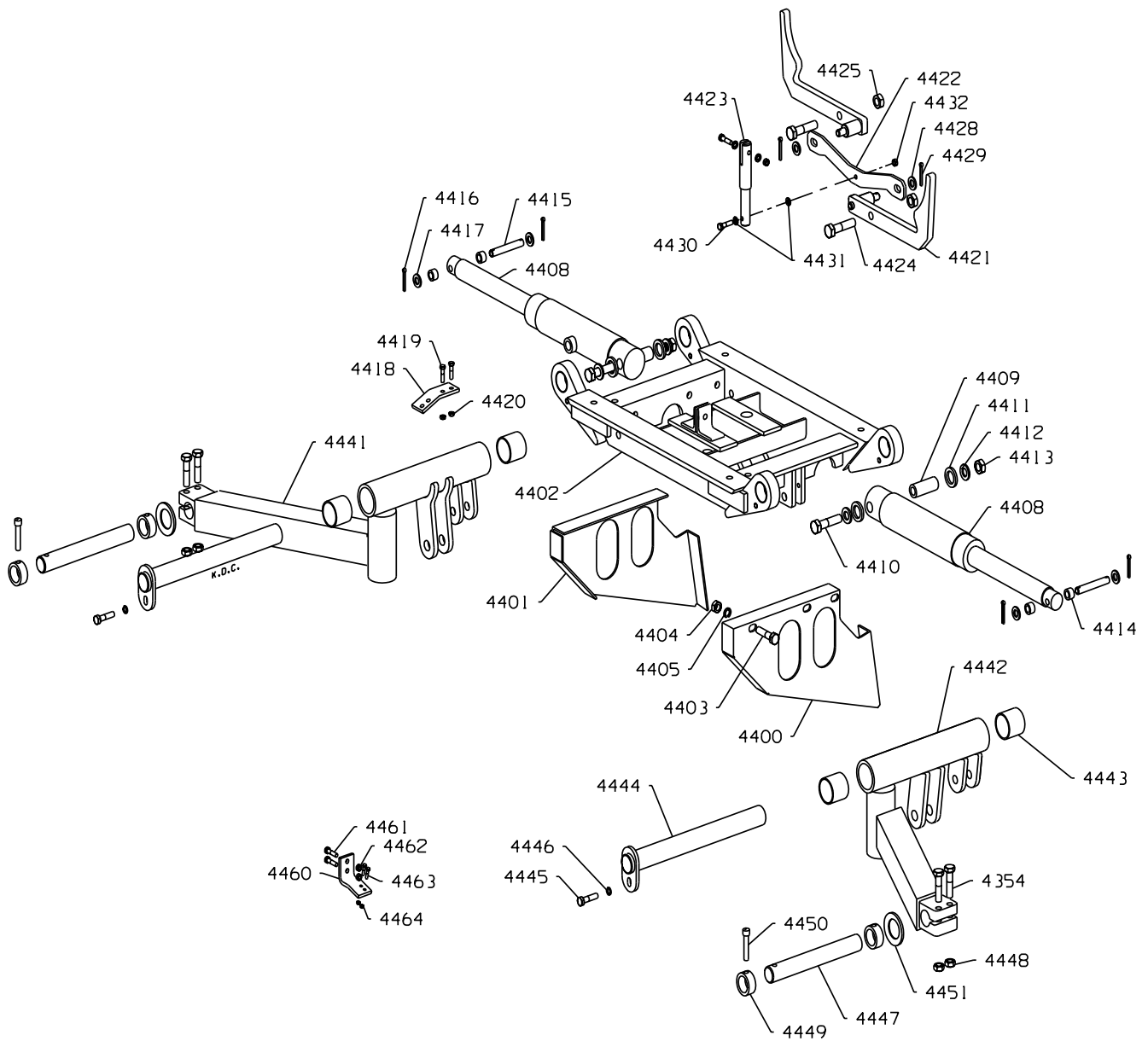
**LIST OF PARTS**

ITEM	RANSOMES PART NO	DESCRIPTION 	QTY	REMARKS	
4351	MBF0879B	WLDMT-LIFT ARM CNTR	1	26" UNIT BEFORE S/N UL000684 30" UNIT ALL S/N's	
4351	MBF0892B	WLDMT-LIFT ARM CNTR	1		
4352	W108003	BEARING	2		
4353	MBG1434A	PIVOT BAR	1		
4354	450032	BOLT, M10 x 50, HEX HD	6		
4355	MBE2394A	COLLAR.	2		
4356	450727	SCREW, M8 x 40, SCKT CAP HD	1		
4357	MBG1313	SPACER BLOCK	1		
4358	MBG2702	SPACER - O.D.30-I.D.11-L.20	1		
4359	450031	BOLT, M10 x 45, HEX HD	2		
4360	MBG2249	BRACKET	1		
4361	MBG2249	BRACKET	1		
4362	MBF0876C	REAR LIFT FRAME	1		26 UNIT BEFORE S/N UL000684 30" UNIT ALL S/N's
4362	MBF0893B	REAR LIFT FRAME	1		
4363	450412	S.L.WASHER, M10	4		
4364	450214	SCREW, M10 x 25, HEX HD	2		
4365	450029	BOLT, M10 x 35, HEX HD	4		
4366	MBF0888	WLDMT-PIVOT SHAFT	1		
4367	450192	SCREW, M8 x 25, HEX HD	1		
4368	450379	NUT, M10 NYLOC	6		
4369	450215	SCREW, M10 x 30, HEX HD	2		
4370	MBE0115	WASHER.	1		
4375	A902754	SINGLE ACTING RAM	1		
4376	MBC7847	DISTANCE PIECE	1		
4377	450059	BOLT, M12 x 100, HEX HD	1		
4378	450380	NUT, M12 NYLOC	1		
4379	MBE4713	BUSH.	2		
4380	MBE0265	PISTON PIN.	1		
4381	451241	SPLIT PIN, 3.2 x 22	2		
4382	450392	WASHER, M12	2		
4394	MBC9642	SHIM.	8		
4395	H990117	RUBBER STOP	2		
4396	PPW0292B	COLLAR	2		
4397	450171	SCREW, M6 x 20, HEX HD	2		
4398	450323	NUT, M6	2		
4400	MBG0905B	GUSSET LH	1		
4401	MBG0906C	GUSSET RH	1		

\* Not Illustrated

**RANSOMES**  
**T-PLEX 185**  
**Series UL & US**


---





**HYDRAULIC LIFT - FRONT**

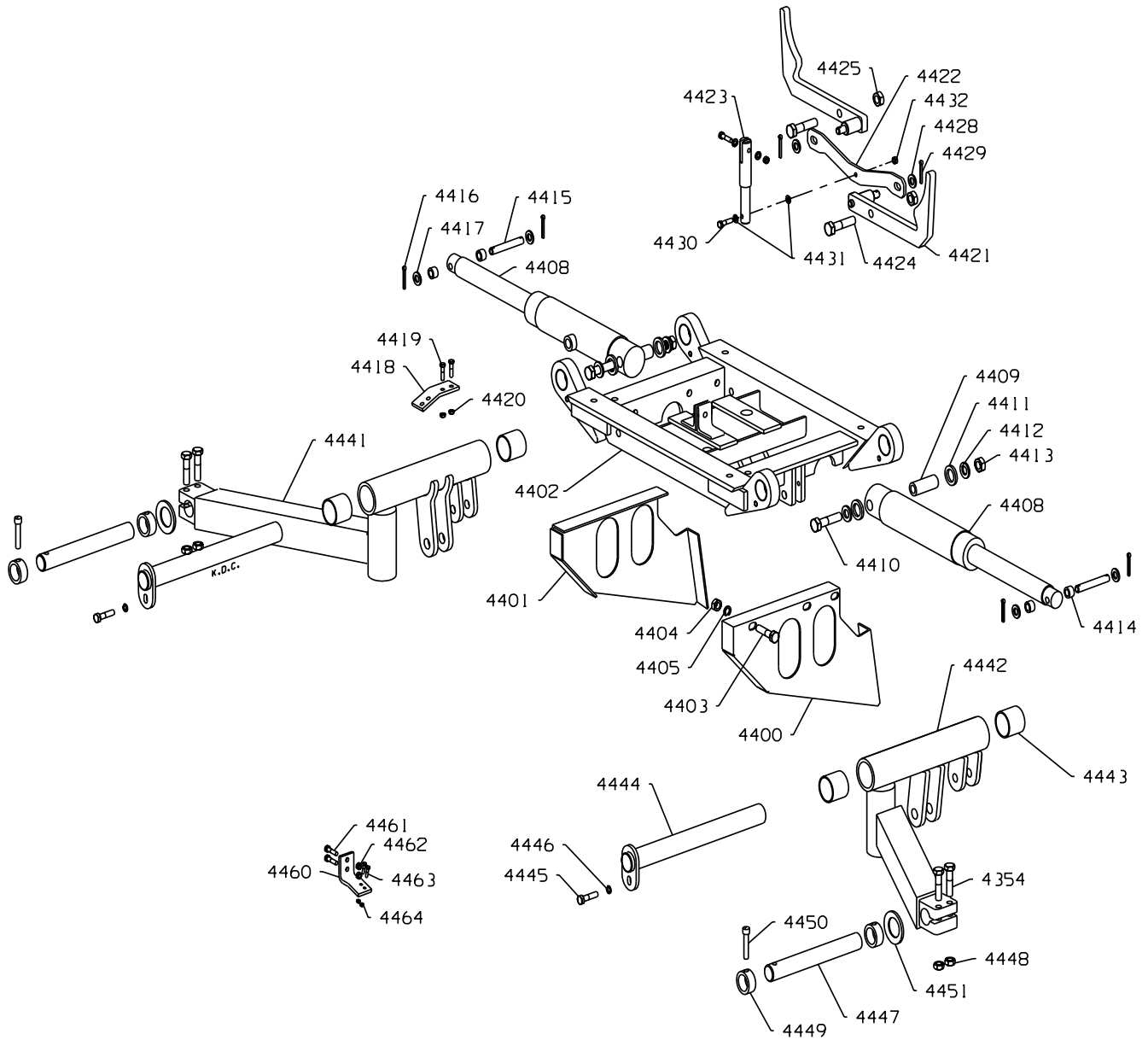
**LIST OF PARTS**


ITEM	RANSOMES PART NO	DESCRIPTION 	QTY	REMARKS
4402	MBF0889	WLDMT-LIFT FRAME	1	
4403	450215	SCREW, M10 x 30, HEX HD	12	
4404	450325	NUT, M10	12	
4405	450412	S.L.WASHER, M10	12	
4408	A902707	RAM ASSLY A902707	2	
4409	MBC7847	DISTANCE PIECE	2	
4410	450056	BOLT, M12 x 80, HEX HD	2	
4411	MBC7297	SPACER.	4	
4412	450392	WASHER, M12	2	
4413	450380	NUT, M12 NYLOC	2	
4414	MBE4713	BUSH.	4	
4415	MBE0265	PISTON PIN.	2	
4416	451241	SPLIT PIN, 3.2 x 22	4	
4417	450392	WASHER, M12	4	
4418	MBG1514	MICROSWITCH BRKT	1	
4419	450171	SCREW, M6 x 20, HEX HD	2	
4420	450377	NUT, M6 NYLOC	4	
4421	MBF0601	HOOK-CAM ASSY	2	
4422	MBG0417	LIFTER	1	
4423	MBF0390	ROD	1	
4424	450049	BOLT, M12 x 45, HEX HD	2	
4425	450380	NUT, M12 NYLOC	2	
4426	450002	BOLT, M6 x 35, HEX HD	2	
4427	450377	NUT, M6 NYLOC	2	
4428	450391	WASHER, M10	2	
4429	451208	SPLIT PIN, 2 x 14	2	
4430	450002	BOLT, M6 x 35, HEX HD	2	
4431	450389	WASHER, M6	4	
4432	450377	NUT, M6 NYLOC	2	
4434*	450014	BOLT, M8 x 30, HEX HD	1	
4435*	450390	WASHER, M8	1	
4436*	450378	NUT, M8 NYLOC	1	
4437	A291065	SPRING	1	
4438	030707134	ANTI SCUFFING PASTE	0	
4441	MBF0878A	WLDMT-LIFT ARM RH	1	26" CUTTING UNIT
4441	MBF0900A	WLDMT-LIFT ARM RH	1	30" CUTTING UNIT
4442	MBF0877A	WLDMT-LIFT ARM LH	1	26" CUTTING UNIT
4442	MBF0899A	WLDMT-LIFT ARM LH	1	30" CUTTING UNIT
4444	MBF0888	WLDMT-PIVOT SHAFT	2	
4445	450170	SCREW, M6 x 16, HEX HD	2	
4446	450410	S.L.WASHER, M6	2	
4447	MBG1434A	PIVOT BAR	2	
4448	450379	NUT, M10 NYLOC	2	
4449	A299406	RUBBER MOUNT	2	
4450	GSF2072AC	NUT 3/8" UNC	2	

\* Not Illustrated

**RANSOMES**  
**T-PLEX 185**  
**Series UL & US**


---



ITEM	RANSOMES PART NO	DESCRIPTION 	QTY	REMARKS
4451	MBE1891	WASHER.	2	
4452	MBG1510	BRACKET	1	
4453	450172	SCREW, M6 x 25, HEX HD	2	
4454	450520	SCREW, M4 x 20, PAN HD	4	
4455	450408	S.L.WASHER, M4	4	
4456	450321	NUT, M4	4	
4457	A290100	EXTN SPRING	2	
4460	MBG1510	BRACKET	1	
4461	450000	BOLT, M6 x 25, HEX HD	2	
4462	450377	NUT, M6 NYLOC	2	
4463	450519	SCREW, M4 x 16, PAN HD	2	
4464	450321	NUT, M4	2	

\* Not Illustrated

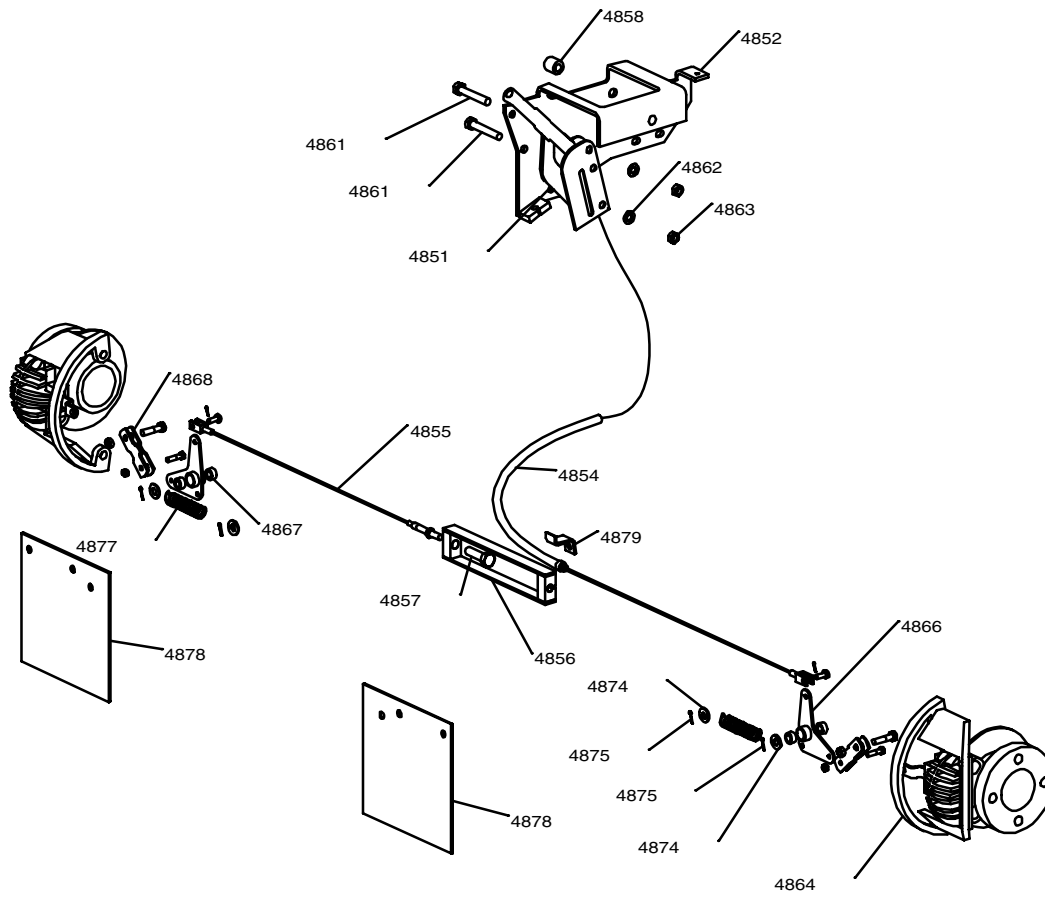


ITEM	RANSOMES PART NO	DESCRIPTION 	QTY	REMARKS
1	A903680	RANSOMES DECAL R.H.	1	OPERATOR EAR ( 90 LpA ) BYSTANDER ( 105 LWA )
2	A903679	RANSOMES DECAL L.H.	1	
3	A903583	DECAL FRONT PANEL	1	
4	A911501	DECAL NAME	2	
5	A903342	DECAL :SET OF DECALS	1	
6	A903477	LABEL SOUND PRESSURE	1	
7	A903474	LABEL SOUND PRESSURE	1	
8	A903929	C E DECAL	1	
9	A903488	DECAL :FAN	1	
10	A903489	DECAL :BYSTANDER	1	
11	A903490	DECAL :BELT	1	
12	A903491	DECAL :INSTRUCTION	1	
13	A903492	DECAL :HOT	2	
14	A903493	DECAL :OIL	2	
15	A903494	DECAL :CYLINDER	1	
16	A903938	DECAL SET 185	1	
17	A911416	DECAL SLOPE 15 DEG.	1	

\* Not Illustrated


**RANSOMES**  
**T-PLEX 185**  
**Series UL & US**

---



**BRAKES**

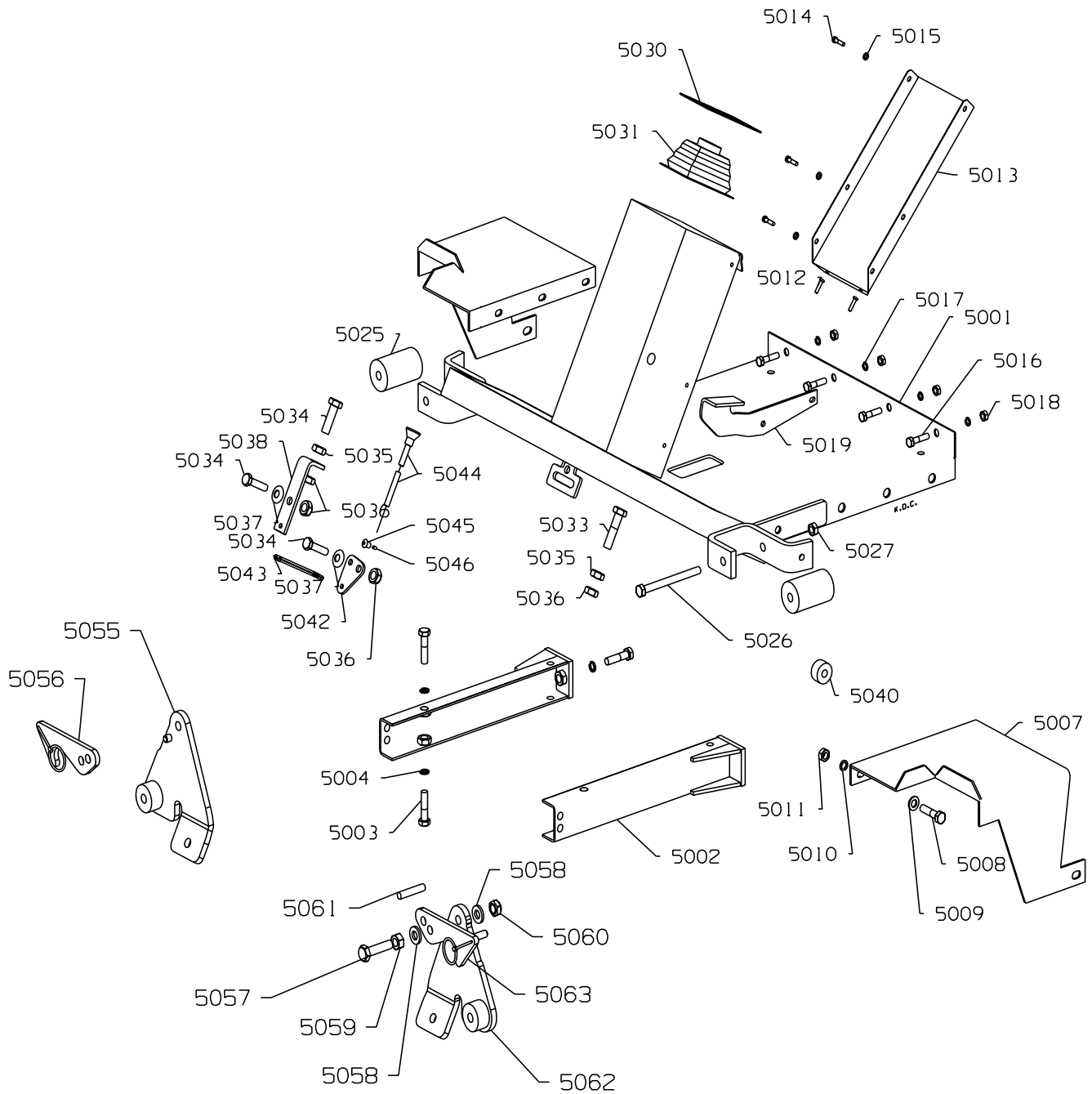
**LIST OF PARTS**

ITEM	RANSOMES PART NO	DESCRIPTION 	QTY	REMARKS
4851	MBF0730	LEVER-PARKING BRAKE	1	
4852	MBF0938A	HANDBRAKE BRACKET W/A	1	
4854	A811072	CABLE ASSEMBLY	1	
4855	A811073	CABLE ASSEMBLY	1	
4856	MBE4175	EQUALIZER.	1	
4857	MBE4176	ADJUSTING NUT.	1	
4858	MBG0818	SPACER	6	
4861	450031	BOLT, M10 x 45, HEX HD	2	
4862	450391	WASHER, M10	4	
4863	450379	NUT, M10 NYLOC	2	
4864	A812094	WHEEL HUB AND BRAKE	1	
4866	MBF0735	WLDMT - BRAKE LEVER	2	
4867	A210072	BUSH	4	
4868	MBF0096A	CON ROD W/A	2	
4871	450390	WASHER, M8	3	
4872	450389	WASHER, M6	2	
4873	451208	SPLIT PIN, 2 x 14	3	
4874	450391	WASHER, M10	2	
4875	451225	SPLIT PIN, 2.5 x 20	2	
4877	A290100	EXTN SPRING	2	
4878	A912513	RUBBER ,FLAP	2	
4879	MBG1144	COMP.SUPPORT	1	


\* Not Illustrated

**RANSOMES**  
**T-PLEX 185**  
**Series UL & US**

---



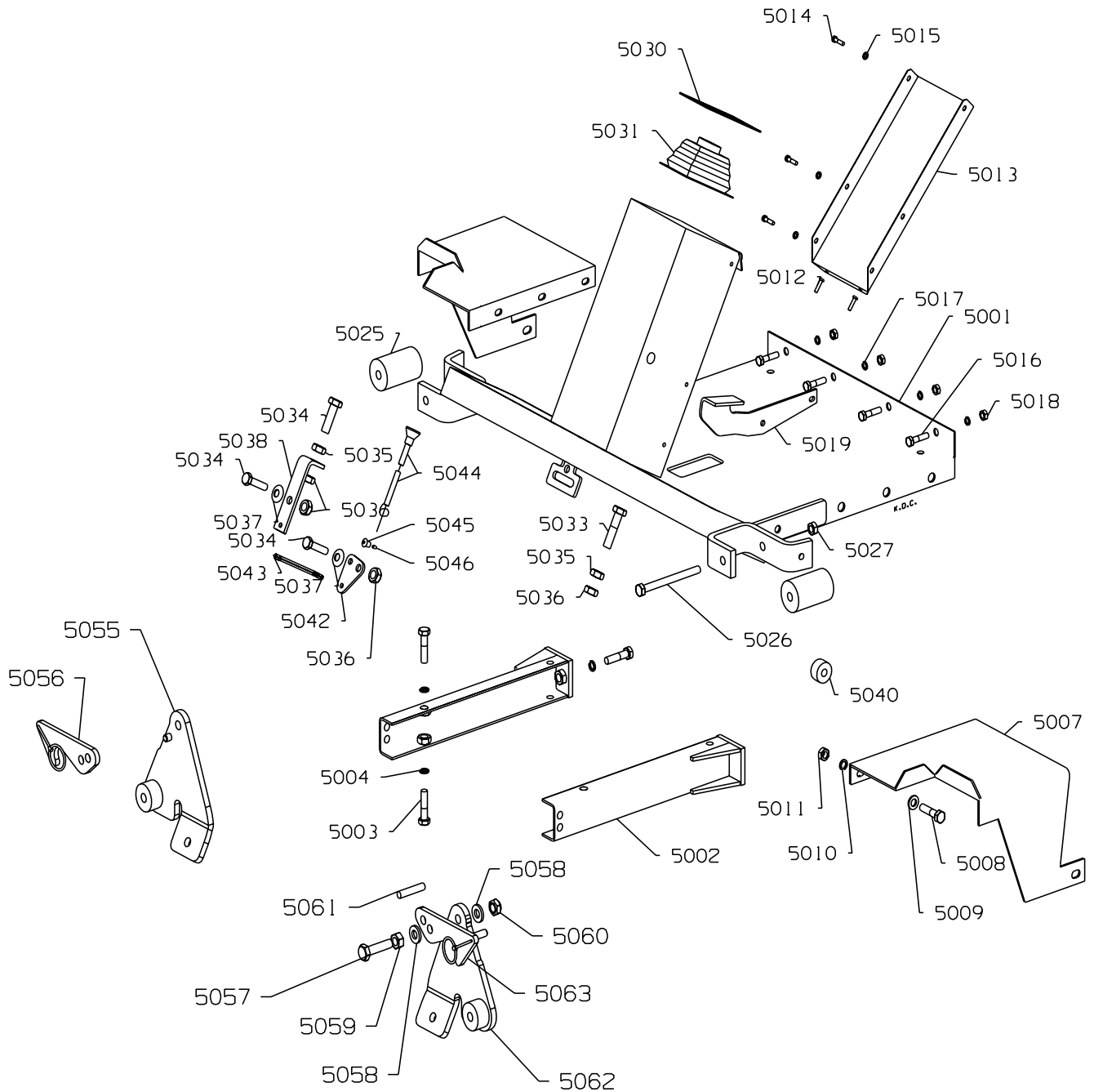



ITEM	RANSOMES PART NO	DESCRIPTION 	QTY	REMARKS
5001	MBF0881D	PLATFORM W/A	1	
5002	MBF0944A	CHANNEL - W/A	2	
5003	450215	SCREW, M10 x 30, HEX HD	10	
5004	450412	S.L.WASHER, M10	10	
5006	MBG2295C	FOOTSTEP RH	1	
5007	MBG2296C	FOOTSTEP LH	1	
5008	450192	SCREW, M8 x 25, HEX HD	8	
5009	450390	WASHER, M8	8	
5010	450411	S.L.WASHER, M8	8	
5011	450324	NUT, M8	8	
5012	451144	SCREW, No.10 x 13, PAN HD	2	
5013	MBG2213	COVER	1	
5014	450528	SCREW, M5 x 16, PAN HD	6	
5015	450388	WASHER, M5	6	
5016	450192	SCREW, M8 x 25, HEX HD	4	
5017	450411	S.L.WASHER, M8	4	
5018	450324	NUT, M8	4	
5019	MBG1465	LEVER	1	
5020	450619	SCREW, M6 x 16, CSK HD	2	
5021	450377	NUT, M6 NYLOC	2	
5025	A913455	ROLLER	2	
5026	450062	BOLT, M12 x 130, HEX HD	2	
5027	450380	NUT, M12 NYLOC	2	
5028	450378	NUT, M8 NYLOC	4	
5029	450390	WASHER, M8	4	
5030	MBE3961B	BEZEL - STEERING.	1	
5031	A913416	GAITER (STEER FRAME)	1	
5032	A149605	RIVET, 1/8 x 5/16	6	
5033	450034	BOLT, M10 x 60, HEX HD	1	
5034	450215	SCREW, M10 x 30, HEX HD	3	
5035	450325	NUT, M10	4	
5036	450379	NUT, M10 NYLOC	3	
5037	A292083	DISC SPRING WASHER	1	
5038	MBG2285	MOW STOP BRKT.	1	
5039	450383	NUT, M20 NYLOC	1	
5040	MBG1273A	COLLAR	2	
5041*	450369	NUTSERT, M8 A-L 1ST GRIP	6	
5042	MBG2286	BELL CRANK	1	
5043	MBF0905	CONNECTING LINK	1	
5044	A811074	MOW CONTROL CABLE	1	
5045	MBF0146	SWIVEL PIN	1	
5046	450942	SETSCREW, M4 x 6, CUP PNT	2	
5047*	451208	SPLIT PIN, 2 x 14	2	
5048*	450372	NUTSERT, M10 A-L 2ND GRIP	4	
5051	MBG2441	ANTI SLIP STRIP	2	
5052	A298904	SAFETY WALK STRIP	3	

\* Not Illustrated

**RANSOMES**  
**T-PLEX 185**  
**Series UL & US**

---

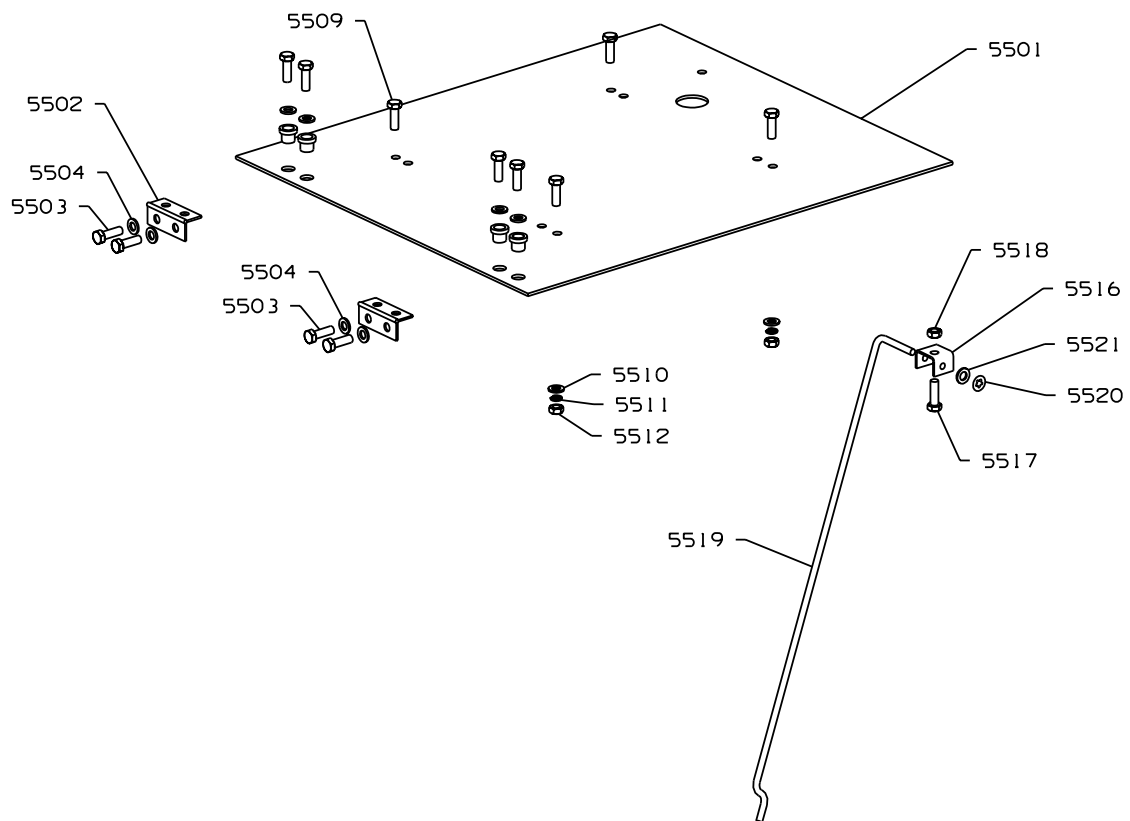
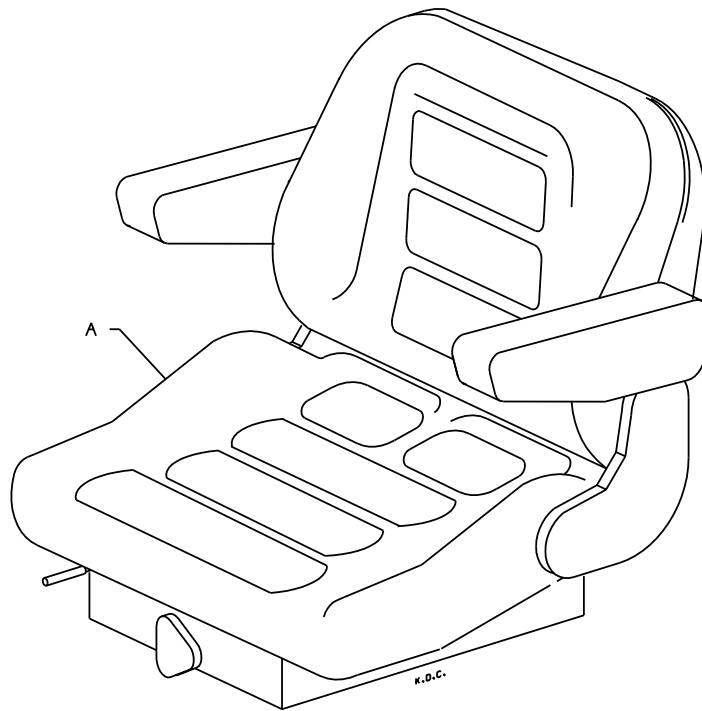


ITEM	RANSOMES PART NO	DESCRIPTION 	QTY	REMARKS
5053	GSF2154GN	WASHER	4	
5055	MBF1286	WLDMT-LATCH BRCKT RH	1	
5056	MBF0685	WLDMT-TRANSPORT LATCH RH	1	
5057	450245	SCREW, M12 x 50, HEX HD	2	
5058	450392	WASHER, M12	4	
5059	450326	NUT, M12	2	
5060	450380	NUT, M12 NYLOC	2	
5061	451520	SPIROL PIN, 10 x 50	2	
5062	MBF1287	WLDMT-LATCH BRACKET LH	1	
5063	MBF0684	WLDMT-TRANSPORT LATCH LH	1	

\* Not Illustrated


**RANSOMES**  
**T-PLEX 185**  
**Series UL & US**

---



**SEAT PLATFORM**

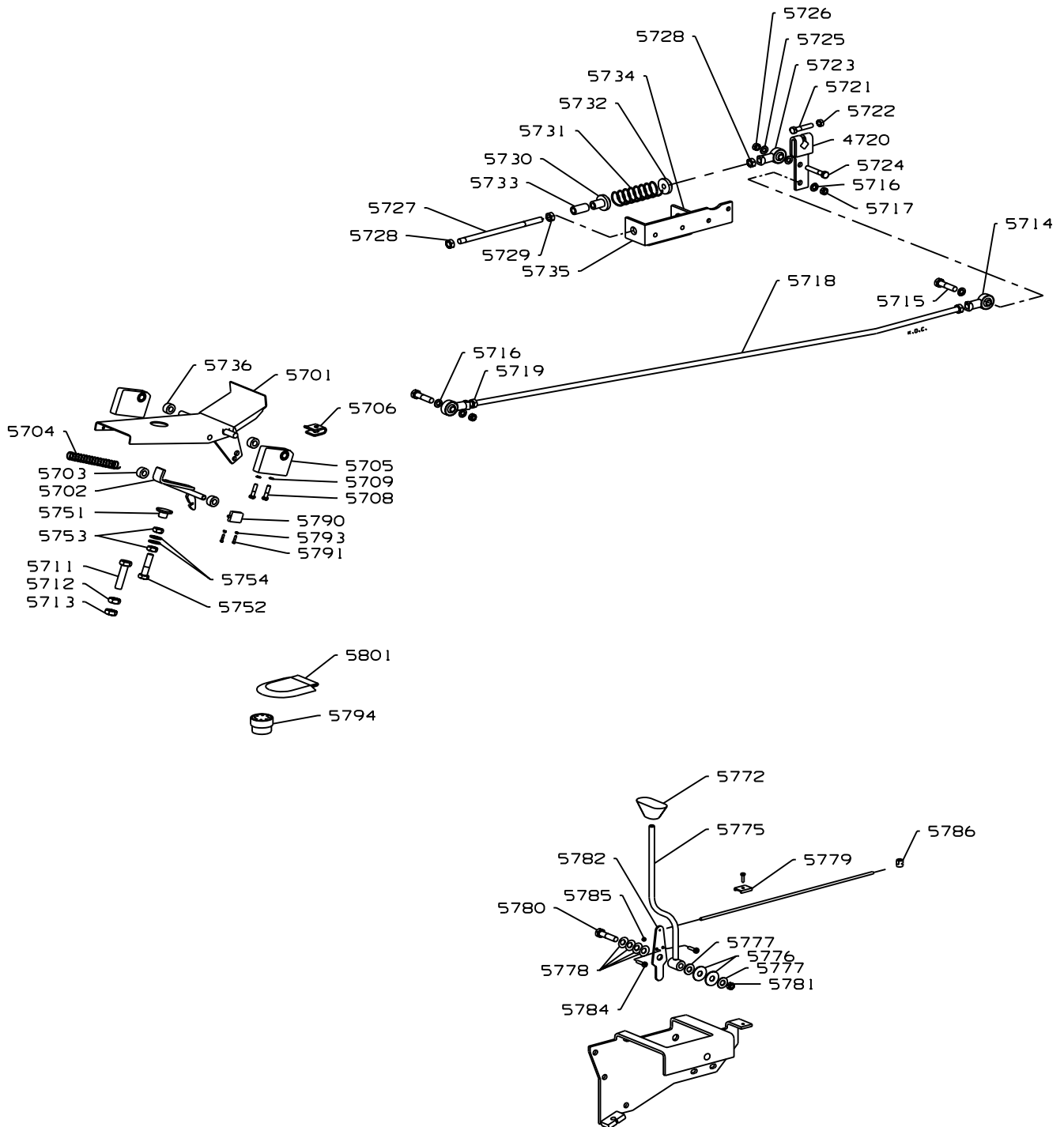
**LIST OF PARTS**

ITEM	RANSOMES PART NO	DESCRIPTION 	QTY	REMARKS
5501	MBG2186A	PLATE-SEAT	1	
5502	MBG2013	HINGE	2	
5503	450190	SCREW, M8 x 16, HEX HD	8	
5504	450390	WASHER, M8	8	
5505	450191	SCREW, M8 x 20, HEX HD	2	
5506	450390	WASHER, M8	4	
5507	452436	NUT, M8 FLANGED NYLOC	4	
5509	450552	SCREW, M8 x 20, PAN HD	4	
5510	450390	WASHER, M8	4	
5511	450411	S.L.WASHER, M8	4	
5512	450324	NUT, M8	4	
5515	450379	NUT, M10 NYLOC	2	
5516	MBG0993	BRACKET STAY	1	
5517	450168	SCREW, M6 x 12, HEX HD	2	
5518	450377	NUT, M6 NYLOC	2	
5519	MBG0992	STAY	1	
5520	A139913	STAR RING, 6 mm	1	
5521	450389	WASHER, M6	1	
5522	450369	NUTSERT, M8 A-L 1ST GRIP	4	
5701	MBF0872	WLDMT-FOOTPEDAL	1	
A	A819976	SEAT (MISCO)	1	
A	A819940	SEAT (GRAMMER)	1	

\* Not Illustrated

**RANSOMES**  
**T-PLEX 185**  
**Series UL & US**

---



**CONTROLS**

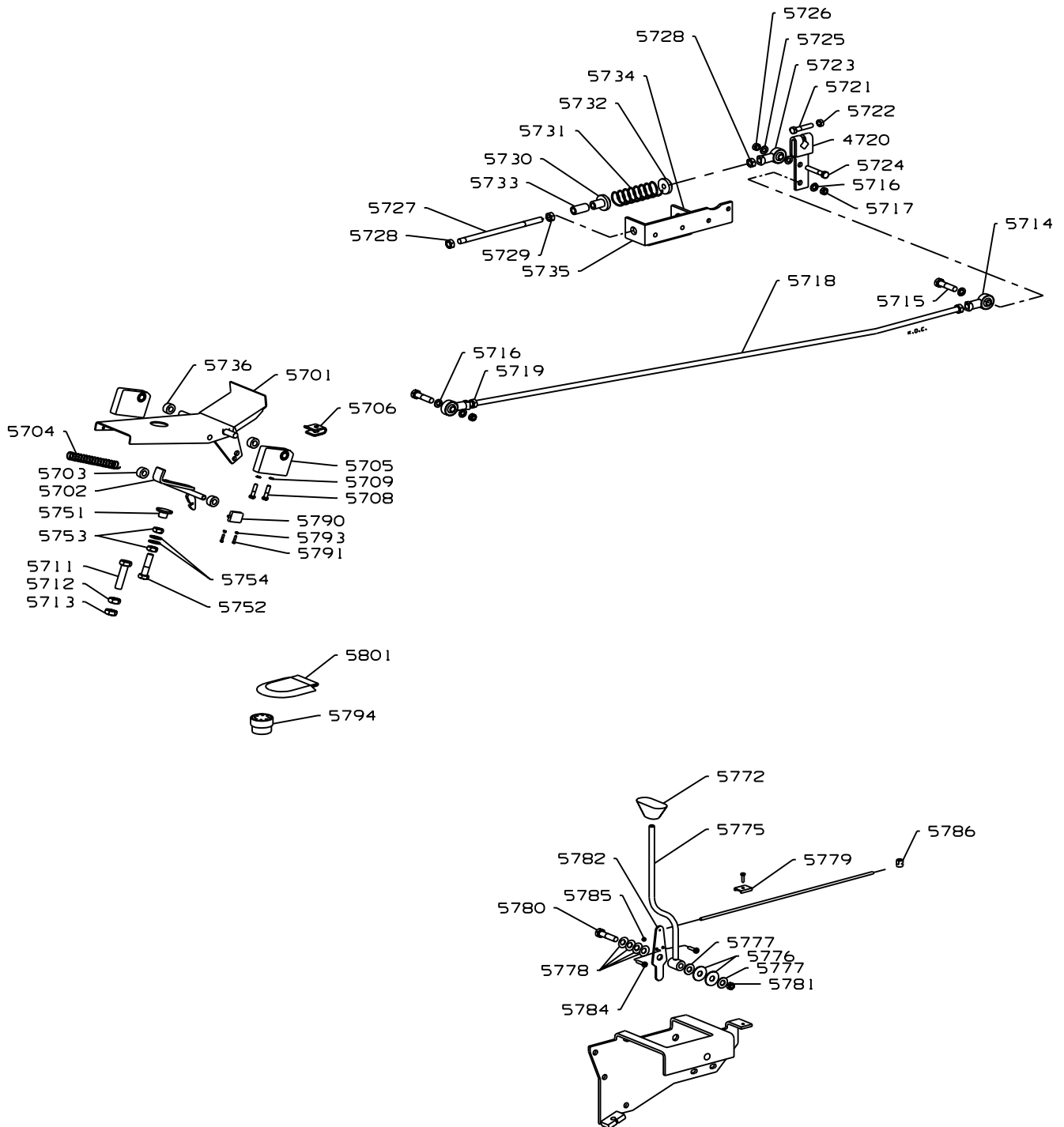
**LIST OF PARTS**

ITEM	RANSOMES PART NO	DESCRIPTION 	QTY	REMARKS
5702	W136126A	NEUTRAL LATCH.	1	
5703	450446	S.P.WASHER, M12 INT	2	
5704	BAF8429	SPRING, EXTENSION	1	
5705	MBF0874	BLOCK-PEDAL PIVOT	2	
5708	450168	SCREW, M6 x 12, HEX HD	4	
5709	450410	S.L.WASHER, M6	4	
5711	450034	BOLT, M10 x 60, HEX HD	1	
5712	450325	NUT, M10	2	
5713	450379	NUT, M10 NYLOC	2	
5714	A814545	ROD END	2	
5715	450217	SCREW, M10 x 40, HEX HD	2	
5716	450391	WASHER, M10	4	
5717	450379	NUT, M10 NYLOC	2	
5718	MBG2293B	CONTROL ROD	1	
5719	450325	NUT, M10	2	
5720	172364A	ARM-CONTROL HEAD	1	
5721	450016	BOLT, M8 x 40, HEX HD	1	
5722	450378	NUT, M8 NYLOC	1	
5723	A814545	ROD END	1	
5724	450217	SCREW, M10 x 40, HEX HD	1	
5725	450391	WASHER, M10	2	
5726	450379	NUT, M10 NYLOC	1	
5727	MBF0375	ROD-SPRING	1	
5728	450325	NUT, M10	2	
5729	450379	NUT, M10 NYLOC	1	
5730	43035A	BUSHING,REAR NEU CNTL	1	
5731	A906309	RETURN SPRING	1	
5732	43034A	BUSHING,FRONT NEU CNTL	1	
5733	43039A	SPACER,BELT GUIDE	1	
5734	172029	BRACKET-NEUTRAL RETURN	1	
5735	172028	BASE-NEUTRAL RETURN	1	
5736	W43067A	COLLAR - SET.	2	
5737	A129037	SCREW, 1/4 UNC x 1/4	4	
5751	MBF0934	NEUTRAL STOP-FOOTPEDAL	1	
5752	450219	SCREW, M10 x 50, HEX HD	1	
5753	450325	NUT, M10	2	
5754	450391	WASHER, M10	2	
5755	H052029	LOCTITE, GD.635	0	
5772	2648	PLASTIC KNOB	2	
5775	MBF0937	THROTTLE LEVER	1	
5776	64163-18	WASHER .33/64X 2 X 14GA	2	
5777	A159905	WASHER, 33/64"	2	
5778	H083031	DISC SPRING	4	
5779	W022372	B&S CABLE CLAMP	2	


\* Not Illustrated

**RANSOMES**  
**T-PLEX 185**  
**Series UL & US**

---



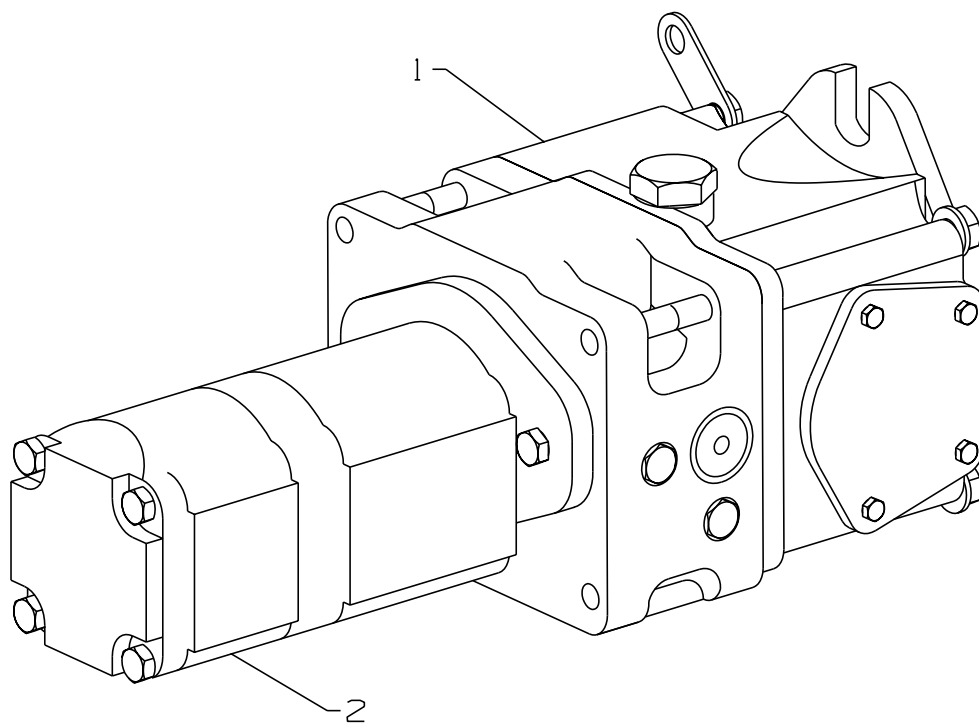


ITEM	RANSOMES PART NO	DESCRIPTION 	QTY	REMARKS
5780	450052	BOLT, M12 x 60, HEX HD	1	
5781	450380	NUT, M12 NYLOC	1	
5782	MBG2388	THROTTLE PLATE	1	
5783	A811075	THROTTLE CABLE	1	
5784	450529	SCREW, M5 x 20, PAN HD	2	
5785	450322	NUT, M5	2	
5786	MBF0942	CABLE CLAMP	1	
5787*	450168	SCREW, M6 x 12, HEX HD	1	


\* Not Illustrated

**RANSOMES**  
**T-PLEX 185**  
**Series UL & US**

---

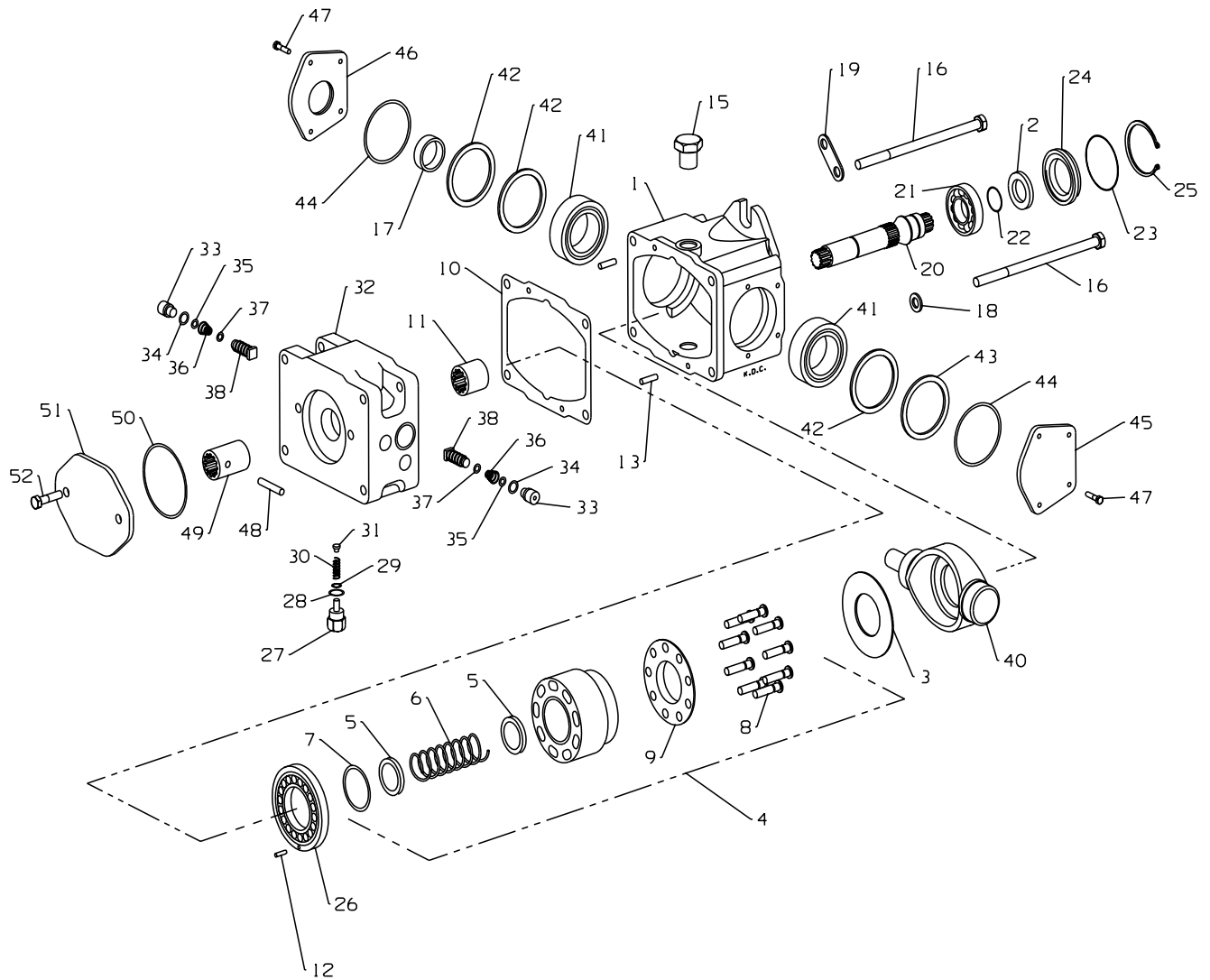
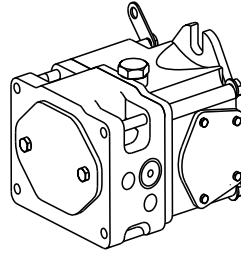


---

<b>ITEM</b>	<b>RANSOMES PART NO</b>	<b>DESCRIPTION</b> 	<b>QTY</b>	<b>REMARKS</b>
1	A800595	TRANSMISSION PUMP	1	
2	A800617	TANDUM GEAR PUMP	1	

\* Not Illustrated


**RANSOMES**  
**T-PLEX 185**  
**Series UL & US**



**TRANSMISSION PUMP**

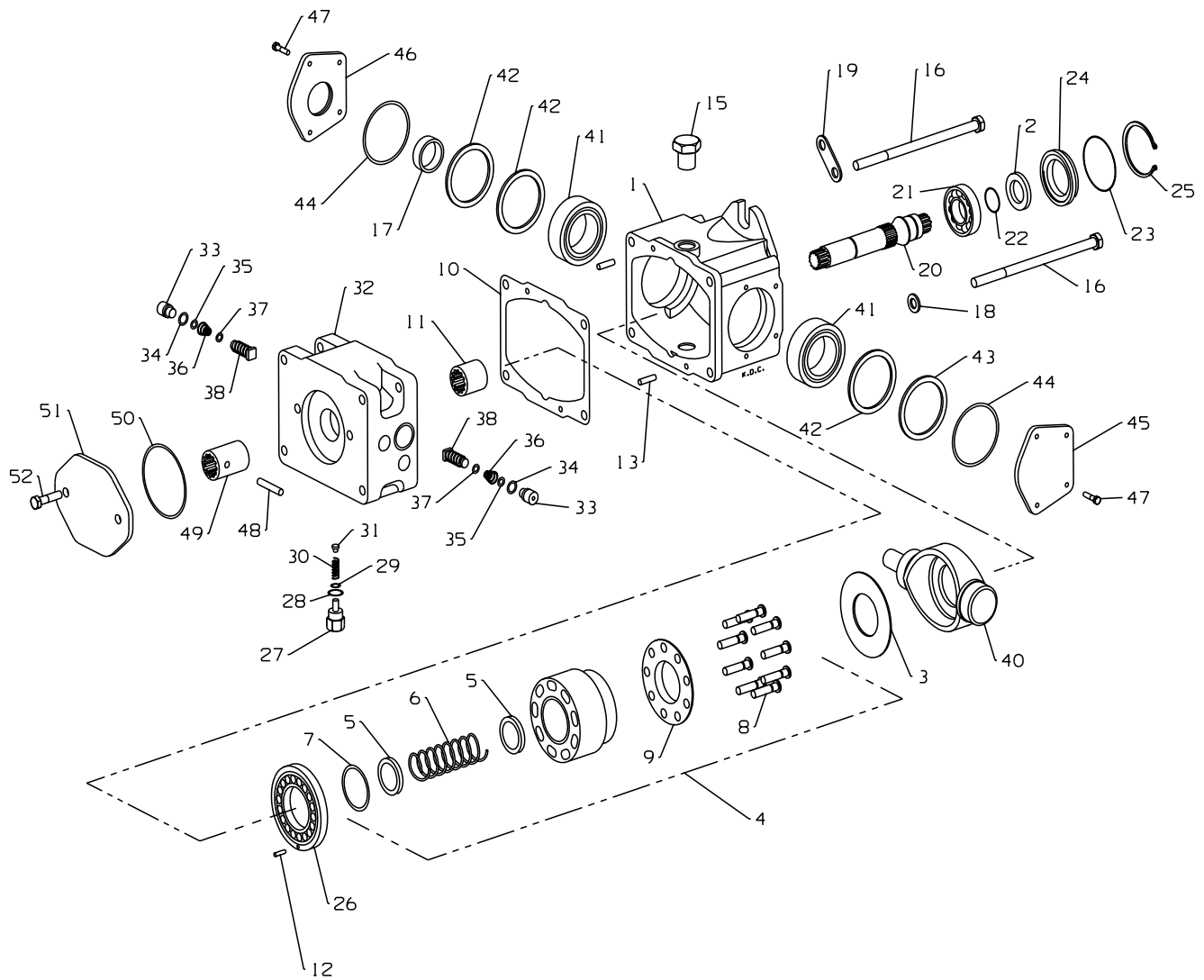
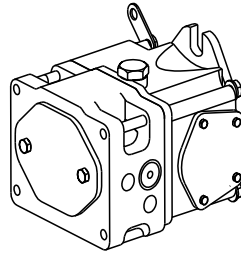
**LIST OF PARTS**

**SAUER SUNDSTRAND M25-2076**

ITEM	RANSOMES PART NO	DESCRIPTION 	QTY	REMARKS
1	A800595	TRANSMISSION PUMP	1	
2	N/A	PUMP HOUSING	1	
3	+	LIP SEAL	1	
4		THRUST PLATE	1	
5		CYLINDER BLOCK KIT	1	
6		WASHER	2	
7		CYLINDER BLOCK SPRING	1	
8		RETAINING RING	1	
9		PISTON ASSEMBLY	9	
10		SLIPPER RETAINER	1	
11	+	END CAP GASKET	1	
12		NEEDLE BEARING	1	
13		PIN	1	
14		PIN	2	
15		HEX PLUG, 4375-20	3	
16	A800806	SCREW 875-14	4	
17	+	LIP SEAL	1	
18		WASHER	3	
19		LIFTING BRACKET	1	
20		SHAFT	1	
21		BALL BEARING	1	
22		RETAINING RING	1	
23	+	O-RING	1	
24		SEAL CARRIER	1	
25		INTERNAL RETAINING RING	1	
26		VALVE PLATE RH	1	
27		PLUG ASSEMBLY	1	
28	+	O-RING	1	
29		SHIM KIT	1	
30		SPRING	1	
31		CHARGE RELIEF POPPET	1	
32		END CAP	1	
33		SPECIAL PLUG	2	
34	+	O-RING	2	
35	+	O-RING	2	
36		SPRING	2	
37		INTERNAL RETAINING RING	2	
38	A800841	SCR VALVE /210 BAR	1	
39	A800841	SCR VALVE /210 BAR	1	
40		SWASH PLATE	1	

\* Not Illustrated


**RANSOMES**  
**T-PLEX 185**  
**Series UL & US**



**TRANSMISSION PUMP**

**LIST OF PARTS**

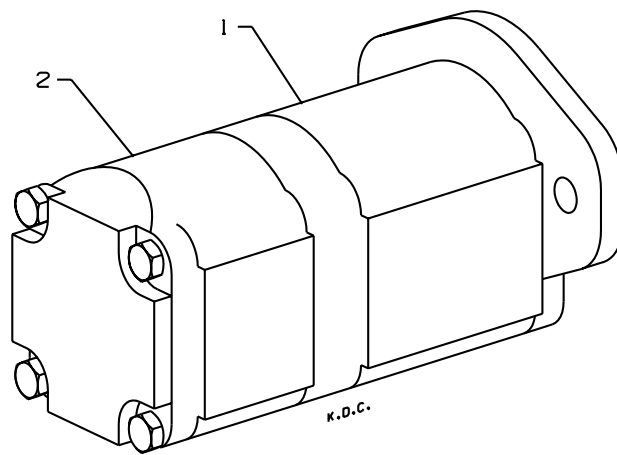
**SAUER SUNDSTRAND M25-2076**

ITEM	RANSOMES PART NO	DESCRIPTION 	QTY	REMARKS
41		TAPER ROLLER BEARING	2	
42		TRUNNION SHIM KIT	2	
43		TRUNNION SPACER	2	
44	+	O-RING	2	
45		TRUNNION COVER	1	
46		TRUNNION COVER	1	
47		THREAD ROLLING SCREW	8	
48		SPRING PIN	1	
49		COUPLING, 9 TOOTH	1	
50	+	SPECIAL O-RNG	1	
51		COVER PLATE	1	
52		HEX SCREW	2	
		+ INCLUDED IN OVERHAUL SEAL AND GASKET KIT A800593		


\* Not Illustrated

**RANSOMES**  
**T-PLEX 185**  
**Series UL & US**

---



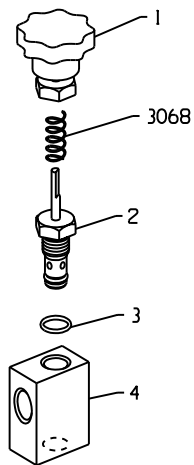
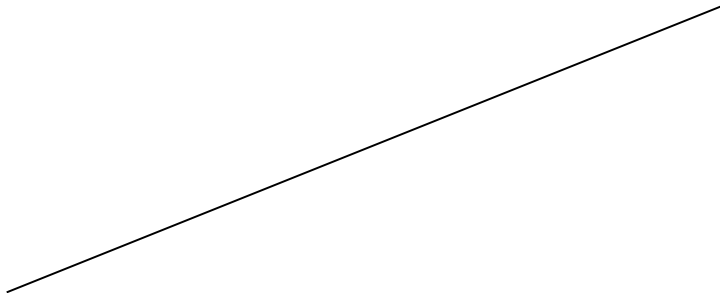
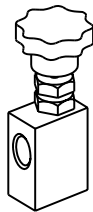


ITEM	RANSOMES PART NO	DESCRIPTION 	QTY	REMARKS
3021  1 2 *	A800617  N/A N/A A800668	GEAR PUMP ASSEMBLY  • CUTTER PUMP • STEERING PUMP • SEAL KIT	1  1 1 1	ULTRA 69465


\* Not Illustrated

**RANSOMES**  
**T-PLEX 185**  
**Series UL & US**

---



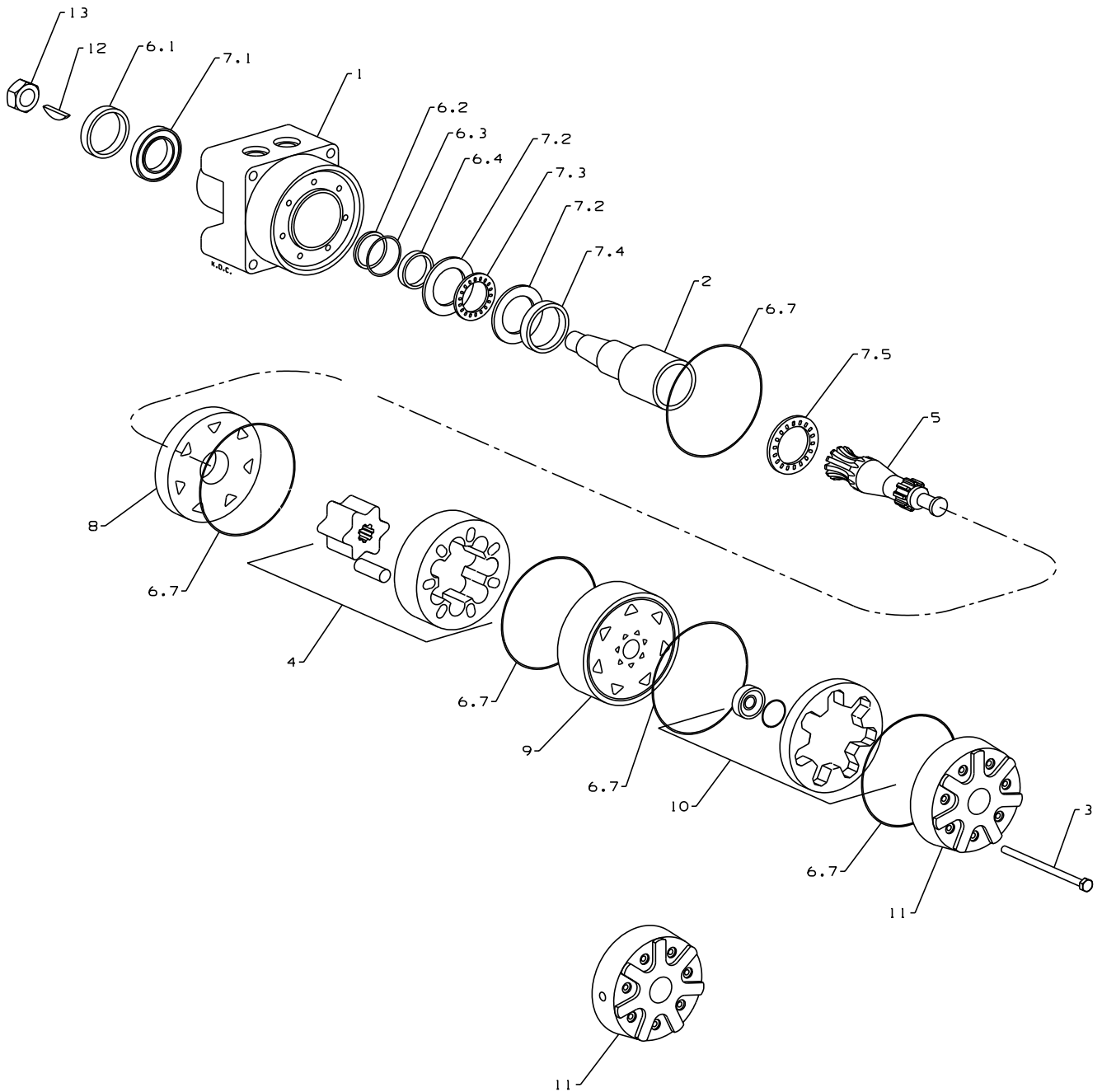
**BACK PRESSURE VALVE****LIST OF PARTS****HYDRAFORCE NV10-21E-8T-N  
NEEDLE VALVE**

<b>ITEM</b>	<b>RANSOMES PART NO</b>	<b>DESCRIPTION</b> 	<b>QTY</b>	<b>REMARKS</b>
3067 1 2 3 4	2208046 2208085	BACK PRESSURE VALVE SPRING-SS COMPRESSION KNOB CARTRIDGE O RING SEAL PORTED BODY	1 1 1 1 1 1	


\* Not Illustrated

**RANSOMES**  
**T-PLEX 185**  
**Series UL & US**

---



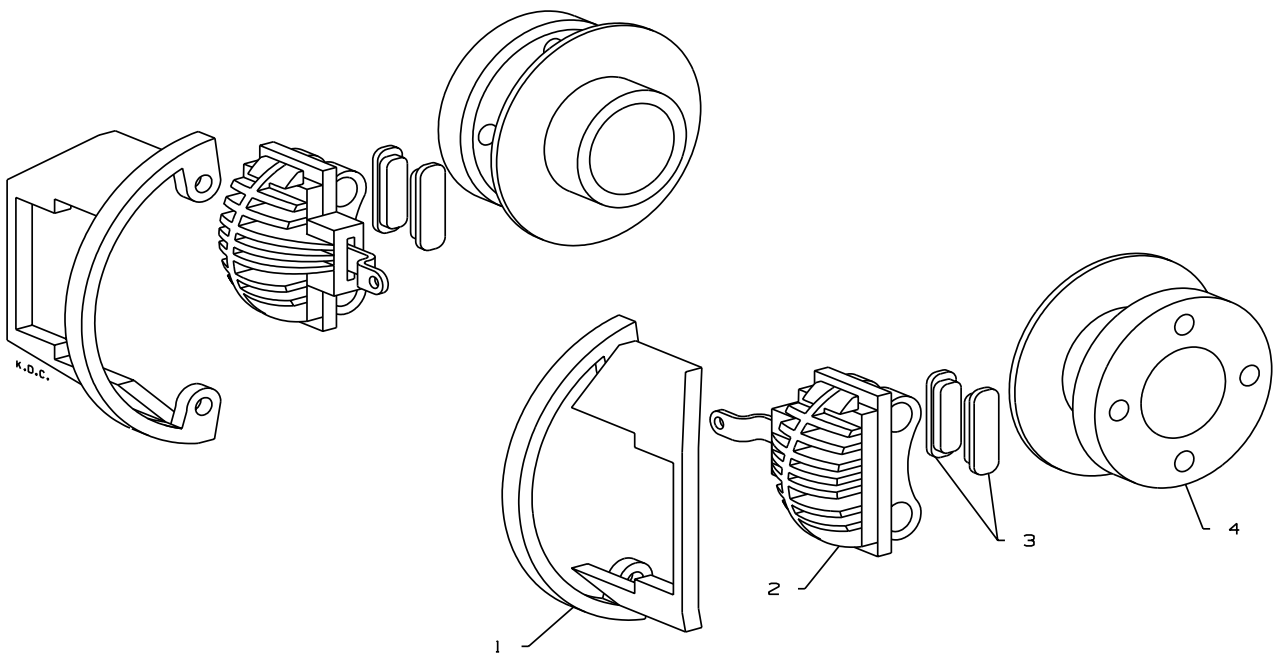
**PARKER HANNIFIN  
TRW ME 190 SERIES WHEEL MOTOR**

ITEM	RANSOMES PART NO	DESCRIPTION 	QTY	REMARKS
	A800066	FRONT RH WHEEL MOTOR	1	
	A800067	FRONT LH WHEEL MOTOR	1	
1	N/A	HOUSING ASSY	1	
2		COUPLING SHAFT	1	
3		BOLT	7	(FOR FRONT WHEEL MOTORS)
4		ROTOR SET	1	(FOR FRONT WHEEL MOTORS)
5		DRIVE LINK	1	(FOR FRONT WHEEL MOTORS)
6	A820052	SEAL KIT	1	
7		BEARING KIT	1	
8	N/A	WEAR PLATE	1	
9	N/A	MANIFOLD	1	
10	N/A	COMMUTATOR ASSY	1	
11	N/A	END COVER ASSY	1	(NO HOTOIL DRAIN)
11	N/A	END COVER ASSY	1	(WITH HOT OIL DRAIN)
12	A800627	WOODRUFF KEY	1	
13	A800626	LOCKNUT 1-20 UNEF	1	

\* Not Illustrated


**RANSOMES**  
**T-PLEX 185**  
**Series UL & US**

---



**CALIPER BRAKE ASSEMBLY**

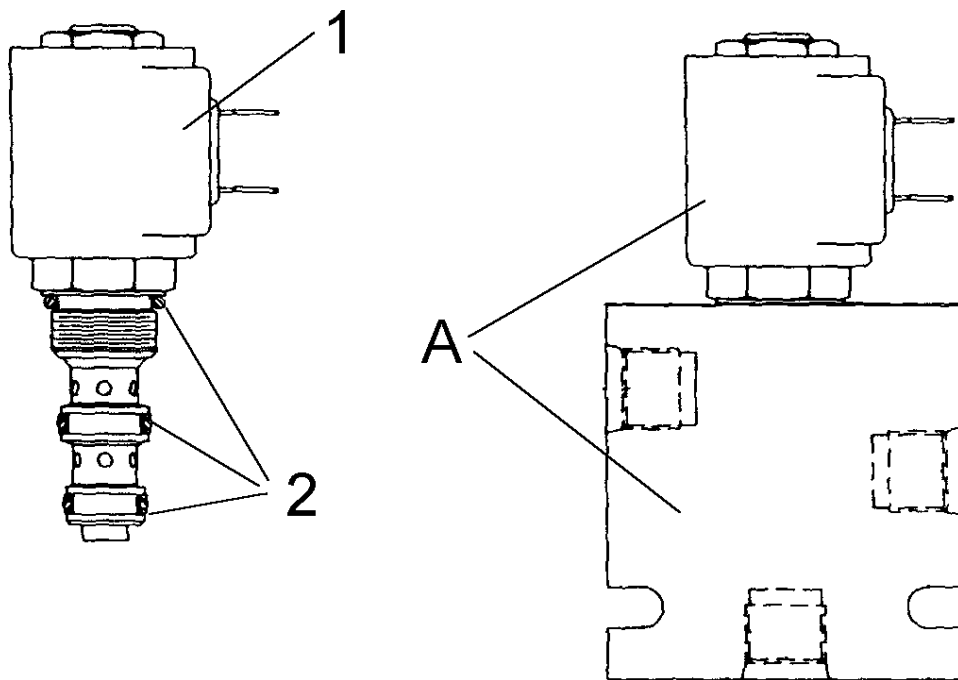
**LIST OF PARTS**

ITEM	RANSOMES PART NO	DESCRIPTION 	QTY	REMARKS
1	A812094	WHEEL HUB & BRAKE ASSY	2	FOR LH CALIPER FOR RH CALIPER
2	A812131	CALIPER MOUNT	1	
3	A812132	CALIPER	1	
3	A812111	BRAKE PAD ASSY	1	
*	A812127	PAD BACKING PLATE	2	
*	A812128	SPRING LEVER RETAINER	2	
*	A812129	CAM	1	
*	A812133	CAM	1	
4		WHEEL HUB	1	

\* Not Illustrated

**RANSOMES**  
**T-PLEX 185**  
**Series UL & US**

---






**SOLENOID VALVE**

**LIST OF PARTS**

Hydra Force SV08-30

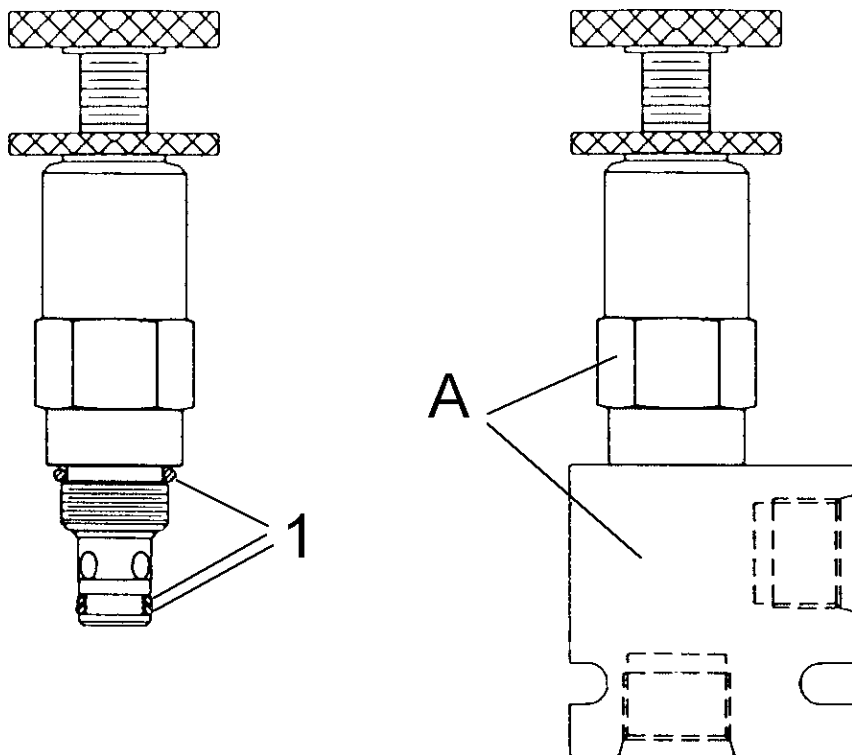
---

<b>ITEM</b>	<b>RANSOMES PART NO</b>	<b>DESCRIPTION</b> 	<b>QTY</b>	<b>REMARKS</b>
A 1 2	A801112 A801156 A801157	Solenoid Valve Solenoid Coil Seal Kit	1 1 1	

\* Not Illustrated

**RANSOMES**  
**T-PLEX 185**  
**Series UL & US**

---




**WEIGHT TRANSFER VALVE**

**LIST OF PARTS**

Hydra Force RV08-20

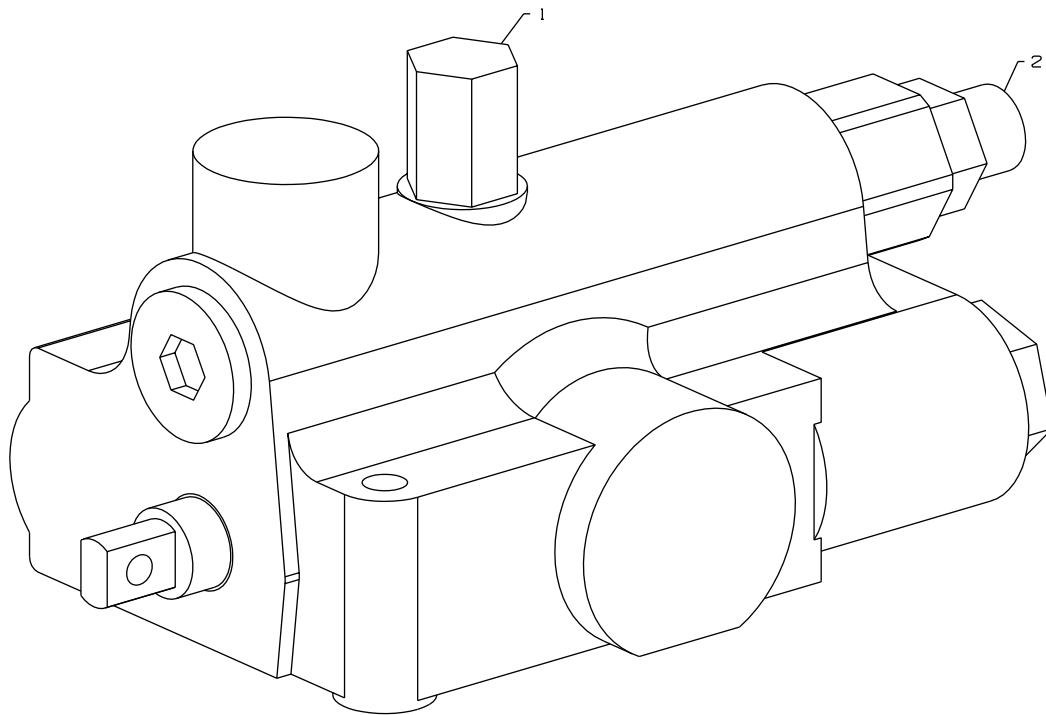
---

<b>ITEM</b>	<b>RANSOMES PART NO</b>	<b>DESCRIPTION</b> 	<b>QTY</b>	<b>REMARKS</b>
A	A801125	Weight Transfer Valve	1	
1	A801155	Seal Kit	1	

\* Not Illustrated

**RANSOMES**  
**T-PLEX 185**  
**Series UL & US**

---

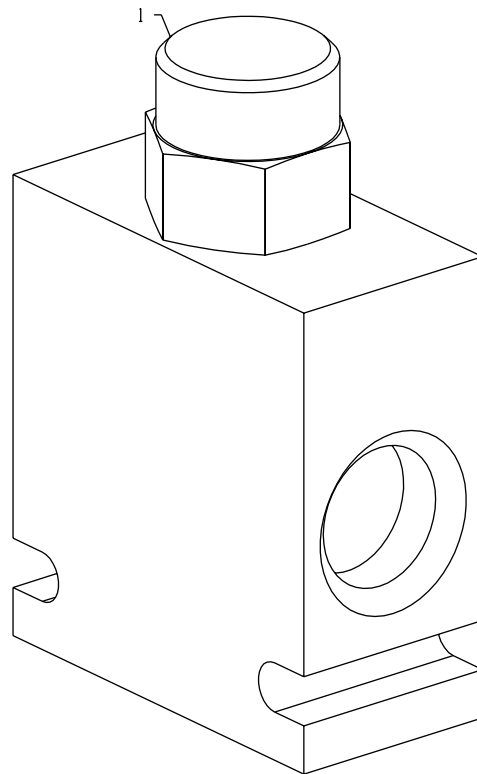



ITEM	RANSOMES PART NO	DESCRIPTION <b>GB</b>	QTY	REMARKS
1 2	2208144	VALVE LIFT DETENT ASSEMBLY RELIEF VALVE	1 1 1	

\* Not Illustrated

**RANSOMES**  
**T-PLEX 185**  
**Series UL & US**

---

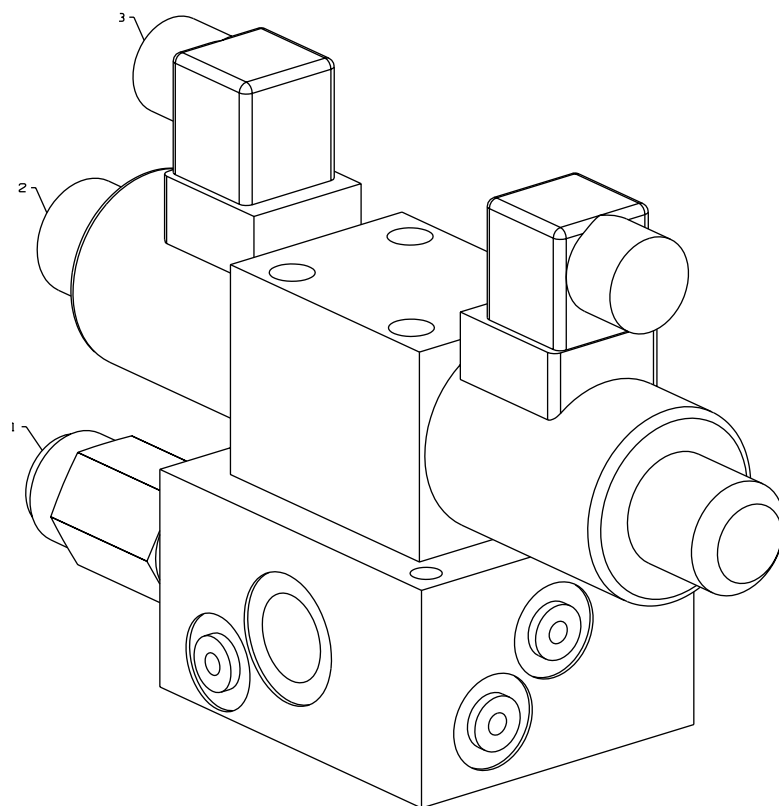


ITEM	RANSOMES PART NO	DESCRIPTION 	QTY	REMARKS
1	A801126	PRESSURE COMPENSATOR VALVE	1	


\* Not Illustrated

**RANSOMES**  
**T-PLEX 185**  
**Series UL & US**

---



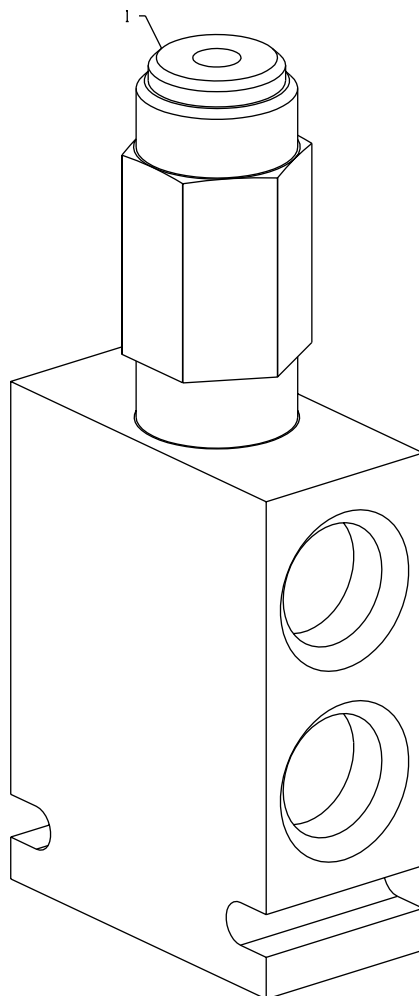



ITEM	RANSOMES PART NO	DESCRIPTION 	QTY	REMARKS
1 2 3 * * *	A802778 A801189 A801190 A801191 A801192 A801193	CUTTER VALVE RELIEF VALVE SOLENOID VALVE CONNECTOR COIL PLUG O RING	1 1 1 1 2 3 4	C/W COIL     MANIFOLD TO VALVE

\* Not Illustrated

**RANSOMES**  
**T-PLEX 185**  
**Series UL & US**

---

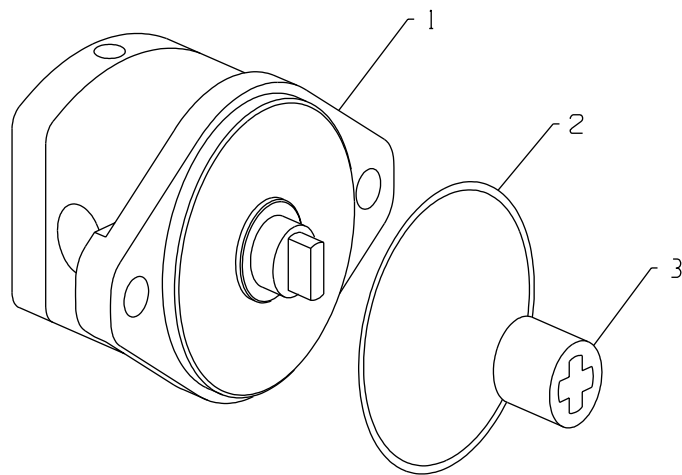



ITEM	RANSOMES PART NO	DESCRIPTION 	QTY	REMARKS
1	A801128	TRANSMISSION VALVE RELIEF VALVE	1	

\* Not Illustrated

**RANSOMES**  
**T-PLEX 185**  
**Series UL & US**

---

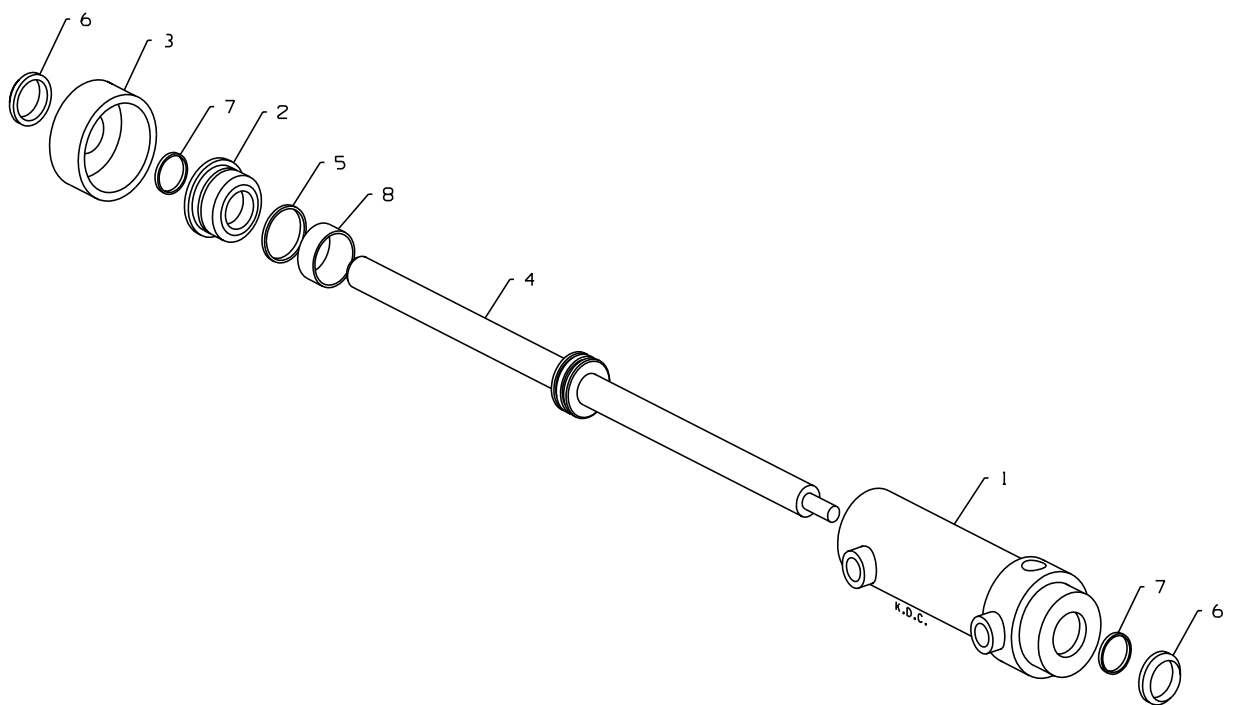



ITEM	RANSOMES PART NO	DESCRIPTION 	QTY	REMARKS
1	A800070	Hydraulic Motor	AR	ACW ROTATION
1	A800621	Hydraulic Motor	AR	CW ROTATION
2	A221031	Sealing O ' Ring	1	
3	A808914	Drive Coupling (Tang)	1	
*	A809615	Seal Kit	1	

\* Not Illustrated

**RANSOMES**  
**T-PLEX 185**  
**Series UL & US**

---

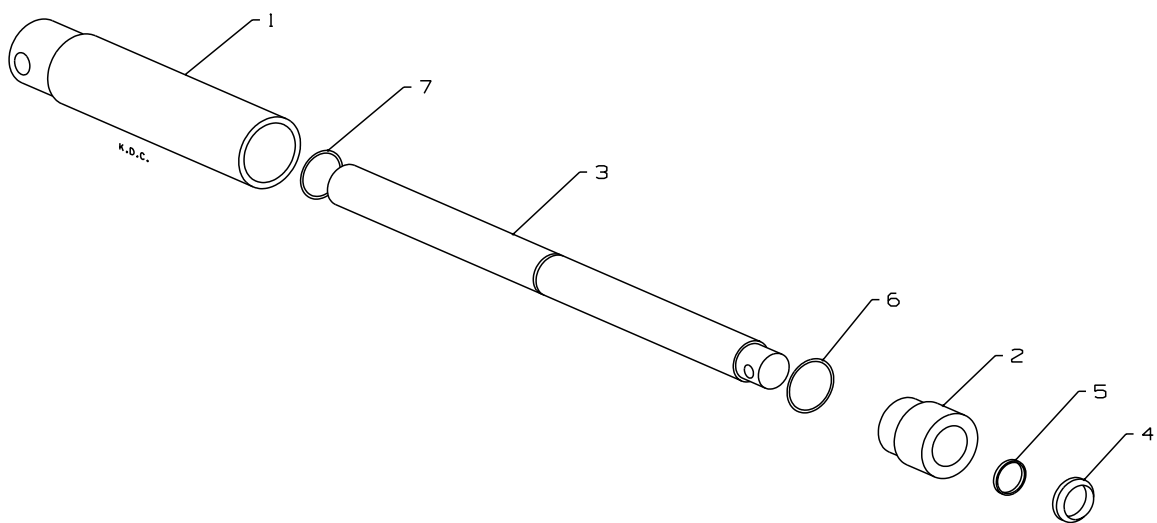
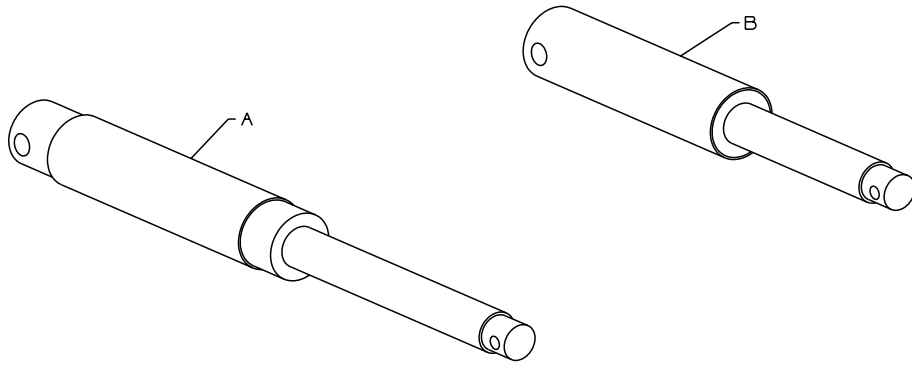


ITEM	RANSOMES PART NO	DESCRIPTION 	QTY	REMARKS
1	A902759	HYD STEERING RAM	1	
	N/A	CYLINDER	1	
2	N/A	PLUG	1	
3	N/A	END PLUG	1	
4	N/A	PISTON & ROD	1	
	A801504	SEAL KIT	1	
5	N/A	• O RING	1	USE SEAL KIT A801504
6	N/A	• WIPER SEAL	2	USE SEAL KIT A801504
7	N/A	• S.A. SEAL	2	USE SEAL KIT A801504
8	NA	• D.A. PISTON SEAL	1	USE SEAL KIT A801504
*	N/A	• WEAR BAND	1	USE SEAL KIT A801504


\* Not Illustrated

**RANSOMES**  
**T-PLEX 185**  
**Series UL & US**

---



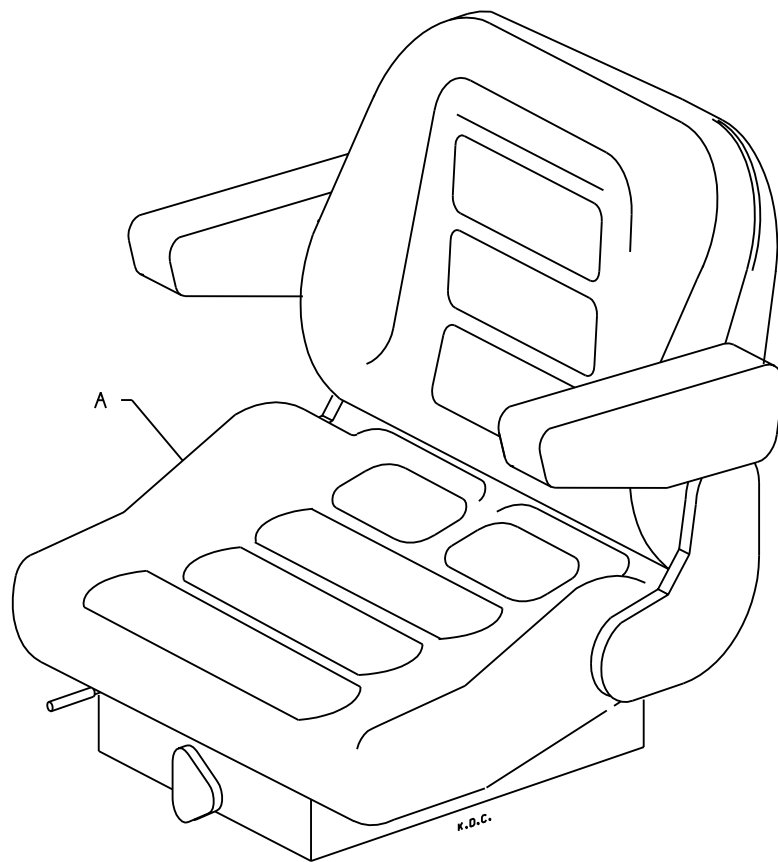


ITEM	RANSOMES PART NO	DESCRIPTION 	QTY	REMARKS
A	A902707	HYD. RAM 1.1/4" S/A	2	
1	N/A	CYLINDER	1	
2	N/A	GLAND	1	
3	N/A	PISTON ROD	1	
4	A224903	WIPER SEAL	1	
5	A229949	S.A. SEAL	1	
6	A221218	O RING	1	
7	GSF1058BB	SNAP RING	1	
B	A902754	HYD. RAM 1.1/4" S/A	1	
1	N/A	CYLINDER	1	
2	N/A	GLAND	1	
3	N/A	PISTON ROD	1	
4	A224903	WIPER SEAL	1	
5	A229949	S.A. SEAL	1	
6	A221218	O RING	1	
7	GSF1058BB	SNAP RING	1	


\* Not Illustrated

**RANSOMES**  
**T-PLEX 185**  
**Series UL & US**

---



---

<b>ITEM</b>	<b>RANSOMES PART NO</b>	<b>DESCRIPTION</b> 	<b>QTY</b>	<b>REMARKS</b>
A	A819976	SEAT	1	

\* Not Illustrated







## World Class Quality, Performance and Support

Equipment from Textron Turf Care and Specialty Products is built to exacting standards ensured by ISO 9001 registration at all our manufacturing locations.

A worldwide dealer network and factory-trained technicians backed by Textron Parts Xpress provide reliable, high-quality product support.



**BOB-CAT    BUNTON    CUSHMAN    JACOBSEN    RANSOMES    RYAN**

Ransomes Jacobsen Limited  
Ransomes Way, Ipswich, England, IP3 9QG  
English Company Registration No. 1070731  
[www.textronturf.com](http://www.textronturf.com)